



# **Veeda Clinical Research Limited**

CIN: U73100GJ2004PLC044023

**19<sup>th</sup> Annual Report**

**F.Y.2022-2023**

## BOARD'S REPORT

**To,**  
**The Members,**  
**VEEDA CLINICAL RESEARCH LIMITED**

Your Directors are pleased to present the 19<sup>th</sup> Annual Report on the business and operations of Veeda Clinical Research Limited (“the Company”) together with the audited annual financial statements showing financial position of the Company along with the summary of the standalone & consolidated financial statements for the year ended 31st March, 2023.

### FINANCIAL HIGHLIGHTS

The financial statements of the Company have been prepared in accordance with the Indian Accounting Standards (“Ind AS”) notified under section 133 of The Companies Act, 2013 (“the Act”), read with rule 7 of The Companies (Accounts) Rules, 2014 (“the Accounts Rules”). The standalone and consolidated financial performance of the Company for the Financial Year ended on March 31, 2023 is summarized below:

(INR in millions)

PARTICULARS	STANDALONE		CONSOLIDATED	
	2022-23	2021-22	2022-23	2021-22
Revenue of Operations	2,961.53	2239.31	4,095.78	2880.26
Other Income	91.47	42.27	106.32	50.83
Profit before Interest, Depreciation, Amortization & Tax	635.62	453.07	1140.54	665.09
Interest and Financial charges	(53.32)	(45.75)	(138.82)	(96.29)
Depreciation	(211.32)	(155.30)	(380.25)	(254.06)
Share of profit / (loss) from joint venture and associate (net of tax)	-	-	(26.67)	3.44
Exceptional Items	-	-	-	341.17
Profit/(Loss) before taxes	370.98	252.02	594.80	659.35
Current Tax	(126.14)	(74.40)	(192.79)	(94.24)
Adjustment of tax relating to earlier years	(0.12)	-	2.93	-
Deferred Tax	14.80	5.69	19.29	(60.53)
Profit / (Loss) for the Year	259.52	183.31	424.23	504.58

### DIVIDEND

With a view to conserve resources for the future growth of the Company, the directors do not recommend dividend on equity shares for the year ended on 31<sup>st</sup> March, 2023.

### RESERVES

The Company has reserve of INR 5,106.02 million (on standalone basis) as at the end of Financial Year. The directors do not recommend any amount to be transferred to any reserve.

## MAJOR EVENT OCCURRED DURING THE YEAR INCLUDING CHANGES IN SHARE CAPITAL

### ➤ Acquisition of Equity Shares of Subsidiary Company i.e. M/s. Bionees India Private Limited

Pursuant to the Investment Agreement dated July 7, 2021 along with its amendments entered into between the Company, Promoter of the Subsidiary Company and the Subsidiary Company, the Company had acquired Equity shares of the Subsidiary Company. The details of the same are provided as below:

Sr. No.	Particulars	Board / Shareholder's approval	Share Acquired	Total Shares after Acquisition	% of Shares Acquired
	<b>At the beginning of the year</b>		<b>53,64,304</b>		<b>75.10%</b>
1	Investment through subscription of 2,38,096 fully paid up new Equity Shares of Face Value of Rs. 10/- each for consideration of Rs. 10,00,00,320 of M/s. Bionees India Private Limited.	Board approval: 24/05/2022 Shareholder' approval: 26/05/2022	2,38,096	56,02,400	75.90%
2	Investment through acquisition of 5,95,240 fully paid up Equity Shares of Face Value of Rs. 10/- each for consideration of Rs.25,00,00,800/- from Dr. S.N. Vinaya Babu, Promoter of M/s. Bionees India Private Limited.	Board approval: 24/05/2022 Shareholder' approval: 26/05/2022	5,95,240	61,97,640	83.97%
3	Investment through acquisition of 2,23,666 fully paid up Equity Shares of Face Value of Rs. 10/- each for consideration of Rs. 10,00,01,069/- from Dr. S.N. Vinaya Babu, Promoter of M/s. Bionees India Private Limited.	Board approval: 18/11/2022	2,23,666	64,21,306	87%

➤ During the financial year under review, the Company had resolved to raise INR 1943.94 million from the identified investors by way of preferential allotment on a private placement basis.

Date of Board Resolution	18/03/2023
Date of Shareholder Resolution	20/03/2023
Number of Equity Shares Offered	52,93,666 equity shares
Face value of shares	Fully Paid up Equity Shares of INR 2/- each
Number of shareholders to whom the shares were issued	11 Investors
Total amount of offer	INR 1,94,39,40,028.52/-

Number of Equity shares issued and allotted	35,86,998 equity shares*
Number of shareholders to whom the shares were issued	9 Investors
Total amount raised through Private Placement	INR 1,31,72,17,405.56/-

\*Pursuant to the Offer and Partial Subscription of the offered Equity Shares, the Company issued and allotted fresh equity shares on 12<sup>th</sup> May, 2023.

- The Board at their meeting held on 18/03/2023 approved the alteration of the Articles of Association of the Company as per the terms and conditions of the agreements executed with the identified investor. Further, the same was subsequently approved by the shareholders of the Company at their Extra Ordinary General Meeting held on 20/03/2023.

## **STATE OF COMPANY'S AFFAIR**

The Company being unlisted Company, Management Discussion and Analysis Report for the year under review in compliance with the provision of regulation 34(2)(e) of the Securities and Exchange Board of India (Listing Obligations and Disclosure Requirements) Regulations, 2015 is not applicable.

Your Directors has presented the Company's State of Affairs and the future growth trajectories in form of **Annexure-A** to this report.

## **CHANGE IN THE NATURE OF BUSINESS**

There has been no change in the nature of business of the Company during the year under review.

## **DISCLOSURE ON DOWNSTREAM INVESTMENT**

Our Subsidiary Company, M/s. Bionees is a Leading Preclinical Contract Research Organization (CRO) providing Preclinical services in form of Integrated Discovery, Development & Regulatory Services to Pharmaceutical, Biopharmaceutical, Agrochemical, Industrial Chemical, Herbal, Nutraceutical & Medical Device Companies.

At the beginning of the year, the total equity shareholding of the Company in said Subsidiary Company was 75.10%. During the year under review, the Company has acquired additional stake of 11.90% in different tranches thereby aggregating the total equity shareholding of 87% stake of the Company in Subsidiary Company. The details of said investment are mentioned as below:

### **1st Tranche:**

Pursuant to the approval of the Board of Directors in the meeting dated 24<sup>th</sup> May, 2022 and shareholder's approval in Extra Ordinary General Meeting (EOGM) dated 26<sup>th</sup> May, 2022, the Company acquired additional stake of 8.87% in Subsidiary Company as below:

- a) Subscription of 2,38,096 new equity shares of Bionees India Private Limited by infusing INR 10,00,00,320/- and;
- b) Acquisition of 5,95,240 equity shares of Bionees India Private Limited from Dr. S. N. Vinaya Babu(Promoter of Subsidiary Company) by making of an Investment of INR 25,00,00,800/-.

### **2nd Tranche:**

Pursuant to the approval of the Board of Directors in the meeting dated 18<sup>th</sup> November, 2022, the Company acquired additional stake of 3.03% in Subsidiary Company as below:

- a) Acquisition of 2,23,666 equity shares of Bionees India Private Limited from Dr. S. N. Vinaya Babu(Promoter of Subsidiary Company) by making of an Investment of INR 10,00,01,069/-.

With reference to above downstream investments, the Company had also obtained a Certificates for Downstream Investment from Chartered Accountant certifying that;

A) The Company has obtained necessary approvals of Board as well as Shareholders for such downstream investment;

B) Downstream investments made within foreign equity levels permitted;

C) All the requirements of the Companies Act, 2013 and relevant FEMA regulations have been complied with;

D) Investments made by the Company within the caps as specified in the FDI policy;

E) The investment is in compliance with Foreign Exchange Management (Mode of Payment and Reporting of Non-Debt Instruments) Regulations, 2019 and Foreign Exchange Management (Transfer or issue of security by a person resident outside India) Regulations, 2017;

F) The Investment Agreement/ Shareholder Agreement between the investor and the investee Company is in compliance with the provisions of Foreign Exchange Management (Transfer or issue of security by a person resident outside India) Regulations, 2017, as amended from time to time.

#### **MATERIAL CHANGES AND COMMITMENTS AFFECTING THE FINANCIAL POSITION OF THE COMPANY WHICH HAVE OCCURRED BETWEEN MARCH 31, 2023 AND THE DATE OF THE REPORT**

There has been no material changes and commitments affecting the financial position of the Company which have occurred between the end of the financial year and the date of report, except as stated below;

- The Board at their meeting held on 12<sup>th</sup> May, 2023, issued and allotted 35,86,998 Equity Shares to the identified investors on preferential basis pursuant to the subscription of the Private Placement Offer which was approved by the Board at their meeting held on 18<sup>th</sup> March, 2023 and shareholders at their Extra Ordinary General Meeting held on 20<sup>th</sup> March, 2023.
- The Board at their meeting held on 12<sup>th</sup> May, 2023, resolved to offer additional 28,86,552 Equity Shares to the identified investors on preferential basis through the Private Placement offer. The same was subsequently approved by the shareholders at their Extra Ordinary General Meeting held on 5<sup>th</sup> June, 2023.
- The Board at their meeting held on 12<sup>th</sup> May, 2023, resolved to acquire the remaining 50% shares from M/s. Somru Bioscience Inc. thereby making Ingenuity Biosciences Private Limited as wholly owned subsidiary.
- The Board at their meeting held on 18<sup>th</sup> July, 2023;
  - ❖ Resolved to approve purchase of Bio-Pharma division of the Subsidiary Company i.e. Bionees India Private Limited.
  - ❖ Resolved to approve purchase of business from the Joint Venture Company i.e. Ingenuity Biosciences Private Limited.
  - ❖ Resolved to approve alteration of the Articles of Association of the Company pursuant to the Agreement entered into with identified investor. Further, the same was subsequently approved

by the shareholders of the Company at their Extra Ordinary General Meeting held on 10th August, 2023.

- ❖ Resolved to approve the issue and allotment of 15,24,970 Equity Shares to the identified investors on preferential basis through private placement pursuant to the subscription of the Private Placement Offer which was approved by the Board at their meeting held on 12th May, 2023 and shareholders at their Extra Ordinary General Meeting held on 5th June, 2023.
- ❖ Resolved to approve acquisition of additional 2,95,385 (4% stake) Equity Shares of Face Value of Rs.10/- each in Subsidiary Company i.e. M/s. Bionees India Private Limited by way of acquisition of said equity shares from Dr. S.N. Vinay Babu (Promoter of Subsidiary Company). Consequent to the said acquisition, the total holding of the Company in its Subsidiary Company has increased to 91% equity shareholding.

### **DETAILS OF SIGNIFICANT AND MATERIAL ORDERS PASSED BY THE REGULATORS OR COURTS OR TRIBUNALS**

No significant and material orders have been passed by any Regulators or Courts or Tribunals which have influence to the going concern status and Company's operation in future.

### **INTERNAL CONTROL SYSTEMS AND THEIR ADEQUACY**

The Company has adequate internal control systems in place and has reasonable assurance on authorizing, recording and reporting transactions of its operations in all material respects and in providing protection and safeguard against misuse or loss of assets of the Company. The Company has in place, well documented procedures covering critical financial and operational functions commensurate with the size and complexities of the organization. Some of the salient features of the internal control system in place are: -

1. Adherence to applicable Accounting Standards and Policies.
2. Preparation of annual budget for operation and service functions and monitoring the same with actual performance at regular intervals.
3. Ensuring that assets are properly recorded and procedures have been put in place to safeguard against any loss or unauthorized use or disposal.

In addition, the Company uses the services of an external audit firm (acting as Internal Auditor) to periodically review various aspects of the internal control system to ensure that such controls are operating in the way expected and whether any modification is required.

The Company's internal financial controls are deployed through an internally evolved framework that addresses material risks in the Company's operations and financial reporting objectives, through a combination of Entity Level Controls (including Enterprise Risk Management, Legal Compliance Framework and Anti-fraud Mechanisms such as an Ethics Framework, Code of Conduct, Whistle Blower Policy, Anti Money Laundering Policy, Anti-Bribery and Anti-Corruption Policy, etc.), Process Controls, Information Technology based controls, period end financial reporting and closing controls and Internal Audit.

### **INVESTOR EDUCATION AND PROTECTION FUND**

During the year, there were no amount required to transfer into Investors Education Protection Fund.

## **PROCEEDINGS PENDING UNDER THE INSOLVENCY AND BANKRUPTCY CODE**

There are no such proceedings or appeals pending under Insolvency and Bankruptcy Code, 2016 during the year and at the end of the financial year even up to the date of this report.

## **THE DETAILS OF DIFFERENCE BETWEEN AMOUNT OF THE VALUATION DONE AT THE TIME OF ONE TIME SETTLEMENT AND THE VALUATION DONE WHILE TAKING LOAN FROM THE BANKS OR FINANCIAL INSTITUTIONS**

The Company has not taken any loan from banks or financial institutions during the year under review and hence, the difference in valuation is not applicable.

## **STATEMENT REGARDING OPINION OF THE BOARD WITH REGARD TO INTEGRITY, EXPERTISE AND EXPERIENCE OF INDEPENDENT DIRECTORS APPOINTED DURING THE YEAR**

The Board is of the opinion that all the independent directors appointed, are having good integrity and possess the requisite expertise and experience (including the proficiency). The independent directors have confirmed that they are not aware of any circumstances or situation which exist or may be reasonably anticipated that could impair or impact their ability to discharge their duties. Based on the declarations received from the independent directors, the Board has confirmed that they meet the criteria of independence and that they are independent of the management.

## **PERFORMANCE AND FINANCIAL POSITION OF EACH OF THE SUBSIDIARIES, ASSOCIATES AND JOINT VENTURE COMPANIES INCLUDED IN THE CONSOLIDATED FINANCIAL STATEMENT**

The Company has Subsidiary Company i.e. M/s. Bionees India Private Limited in which Company holds 87.00% shareholding as on 31<sup>st</sup> March 2023. The Company also has step down Subsidiary Company i.e Amthera Life Sciences Private Limited which is wholly owned by M/s. Bionees India Private Limited as on 31<sup>st</sup> March 2023.

The Company has entered into a Joint Venture agreement with M/s. Somru Bioscience Inc. based at Canada and incorporated a joint venture entity named M/s. Ingenuity Biosciences Private Limited (IBS) with the Registrar of Companies, Gujarat. As on 31<sup>st</sup> March, 2023, the Company holds 50% shareholding in said Joint Venture Company. Further, the Board at their meeting held on 12<sup>th</sup> May, 2023, resolved and approved to acquire the remaining 50% shares from M/s. Somru Bioscience Inc.

The Statement containing the salient features of the financial statement of Subsidiary and Joint Venture Company is annexed to this report as **Annexure-B** in prescribed Form AOC-1.

## **EMPLOYEES**

Veeda continues to maintain its focus on attracting, hiring, training and inducting top Industry talent. On the hiring front, the Company recruited exceptional talent from pharmacy colleges and trained the fresh talent.

The focus is on optimized training duration, exhaustive coverage of all foundational skills, greater emphasis and stress on knowledge application, continuous monitoring of trainee performance and exposure to project environment through real-life Training Lab.

Like every year, Veeda celebrated diversity within the Company and strengthened it further by hosting an array of activities to propagate fun, bonding and celebration at work.

Veeda, as a Company, constantly enables and encourages the employees to be empowered, happy and enthusiastic about work. The Company's total rewards program is based on principles of equality and is designed to support its culture of high performance and innovation.

## **DEPOSITS**

During the year under review, the Company has not accepted any Deposits from public which falls under the purview of Section 73 to 76 of the Companies Act, 2013.

## **STATUTORY AUDITORS**

M/s. S R B C & Co. LLP, Chartered Accountants, Ahmedabad (Firm Registration No. 324982E/E300003) were appointed as the Statutory Auditors of the Company in 18<sup>th</sup> Annual General Meeting of the Company dated 17<sup>th</sup> June 2022 for the period of 5 (five) years i.e. till the conclusion of 23<sup>rd</sup> Annual General Meeting of the Company.

## **AUDITORS' REPORT**

The Auditors' Report for the financial year under review does not contain any qualification, reservation or adverse remark or disclaimer except with respect to the qualification or adverse remarks provided in Annexure 1 i.e. Companies (Auditor's Report) order (CARO) Reports to Independent Auditor's Report on Standalone and Consolidated financial statement of the Company, for which your directors provides an explanation which is annexed to this report as **Annexure-C**.

## **FRAUD REPORTING BY AUDITOR**

During the year under review, no fraud has been reported by Auditors to the Audit Committee or to the Board.

## **ANNUAL RETURN**

Pursuant to and in compliance with the provisions of section 92(3) read with section 134(3)(a) of the Act, Annual Return for the Financial Year ended on March 31, 2023, in prescribed Form No. MGT-7 is available on the website of the Company at <https://www.veedacr.com/financial-reporting>.

## **CONSERVATION OF ENERGY, TECHNOLOGY ABSORPTION AND FOREIGN EXCHANGE EARNINGS AND OUTGO**

### **A. Conservation of Energy**

The Company is engaged in testing of various drug / medicines and Human Clinical Trials. The different types of tests are carried out depending on the nature of material and quality of standards such as IP, USP, BP, etc. Testing is done using different testing equipment. Most of the test equipment are microprocessor based and draw only requisite power. Power is drawn by different equipment from a common source in the laboratories.

Improvement in energy efficiency is a continuous process and is given a high priority. Efforts have also been made to identify potential energy saving opportunities in all our operations, endeavors to optimize



the process parameters and to modernize and upgrade the technology and equipment with the objective of increasing Energy Productivity.

The Company has implemented a process to minimize the power utilization at optimum level. As a result, the energy consumption is reduced to the lowest minimum requirement.

### **B. Technology Absorption**

The tests / studies are carried out as per the prescribed national / international standards and regulations. The Company undertakes clinical research under international guidelines such as DCGI, USFDA, ICH ANVISA, MHRA etc.

In the same way, the technology involved in testing is only testing of products as per the prescribed standard procedure / manuals. Testing technology is absorbed to the extent permitted by the appropriate guidelines.

### **C. Foreign Exchange Earning and Outgo**

<b>(INR in millions)</b>		
Foreign Exchange earned	:	<b>2,020.55</b>
Foreign Exchange used	:	<b>210.94</b>

### **CORPORATE SOCIAL RESPONSIBILITY (CSR)**

As required under Section 135 of the Companies Act, 2013, the Company has in place a Corporate Social Responsibility (CSR) Committee constituted as per the act. The primary function of the Committee is to assist the Board of Directors in formulating a Corporate Social Responsibility (CSR) Policy and review its implementation and progress from time to time.

During the year under review, the Company has spent an amount of INR7.73 million towards the CSR liability. The Annual Report on Corporate Social Responsibility activities is annexed herewith as **Annexure-D**.

### **DIRECTORS AND KEY MANAGERIAL PERSONNEL**

#### **A) CHANGES IN DIRECTORS AND KEY MANAGERIAL PERSONNEL**

During the year under review, No Directors and Key Managerial Personnel were appointed/resigned.

#### **B) RETIREMENT BY ROTATION**

Pursuant to and in compliance with the provisions of section 152(6) of the Act and in terms of the Articles of Association of the Company, Mr. Manu Sahni (DIN: 03578144), non-Executive Nominee Director and Dr. Kiran Marthak (DIN: 00298288), non-Executive Director, will retire by rotation at the ensuing AGM and being eligible, offer themselves for re-appointment. The Board recommends their re-appointment.

### C) DECLARATION BY AN INDEPENDENT DIRECTOR(S)

The Company has received a declaration of independence under sub-section (7) of section 149 of the Companies act, 2013, from all Independent Directors. All Independent Directors have given declarations and confirm the eligibility criteria mentioned in Section 149(6) of the Companies Act, 2013.

### D) KEY MANAGERIAL PERSONNEL

The following persons are the Key Managerial Personnel (“KMP”) as on March 31, 2023:

1. Mr. Ajay Tandon, Managing Director
2. Mr. Nirmal Bhatia, Chief Financial Officer and Company Secretary

### E) FORMAL ANNUAL EVALUATION

Pursuant to provisions of the Act and Rules made thereunder and as provided in Schedule IV of the Act, the formal annual evaluation is not applicable to the Company.

### F) NOMINATION AND REMUNERATION POLICY

The Board has, on the recommendation of the NRC, framed a policy on selection and appointment of Directors, Senior Management and their remuneration.

### G) PECUNIARY RELATIONSHIP

During the year under review, except those disclosed in the Audited Financial Statements, the non-executive directors of the Company had no pecuniary relationship or transactions with the Company.

### NUMBER OF MEETINGS OF THE BOARD OF DIRECTORS AND COMMITTEES

Eight (8) Board meetings were held during the financial year ended 31<sup>st</sup> March, 2023.

<b>Sr. No.</b>	<b>Date</b>	<b>Directors Present</b>
1	02-05-2022	All Directors were present except Mr. Apurva Shah and Ms. Aparajita Jethy Ahuja
2	24-05-2022	All Directors were present except Mr. Nitin Deshmukh, Dr. Kavita Singh and Mr. Ajay Tandon
3	10-06-2022	All Directors were present except Dr. Kavita Singh and Ms. Jeanne Hecht
4	04-08-2022	All Directors were present except Dr. S. N. Vinaya Babu
5	18-10-2022	All Directors were present except Dr. Kavita Singh and Mr. Jagannath Samavedam
6	18-11-2022	All Directors were present
7	06-03-2023	All Directors were present except Dr. S. N. Vinaya Babu
8	18-03-2023	All Directors were present except Mr. Rakesh Bhartia, Ms. Jeanne Hecht, Dr. Kiran Marthak, Mr. Apurva Shah and Ms. Aparajita Jethy Ahuja

The Board approved 5 (Five) resolutions by circulation, vide circular dated 28<sup>th</sup> December 2022.

Details of Committee Meetings held during the financial year ended 31<sup>st</sup> March, 2023 is as below;

#### **AUDIT COMMITTEE**

<b>Sr. No.</b>	<b>Date</b>	<b>Member Present</b>
1	02-05-2022	All Committee Members were present
2	10-06-2022	All Committee Members were present
3	14-07-2022	All Committee Members were present
4	04-08-2022	All Committee Members were present
5	18-10-2022	All Committee Members were present
6	19-12-2022	All Committee Members were present
7	23-01-2023	All Committee Members were present

#### **NOMINATION AND REMUNERATION COMMITTEE**

<b>Sr. No.</b>	<b>Date</b>	<b>Member Present</b>
1	04-08-2022	All Committee Members were present
2	23-01-2023	All Committee Members were present

#### **IPO COMMITTEE**

<b>Sr. No.</b>	<b>Date</b>	<b>Member Present</b>
1	13-06-2022	All Committee Members were present
2	01-11-2022	All Committee Members were present except Dr. S. N. Vinaya Babu

#### **CORPORATE SOCIAL RESPONSIBILITY COMMITTEE**

<b>Sr. No.</b>	<b>Date</b>	<b>Member Present</b>
1	22-07-2022	All Committee Members were present except Dr. Kavita Singh
2	20-02-2023	All Committee Members were present

#### **DETAILS OF ESTABLISHMENT OF VIGIL MECHANISM FOR DIRECTORS AND EMPLOYEES**

The Code of Business Conduct of Company requires directors, officers and employees to observe high standards of business and personal ethics in the conduct of their duties and responsibilities. As employees and representatives of the Company, they must practice honesty and integrity in fulfilling their responsibilities and comply with all applicable laws and regulations. The Company has a Whistle Blower Policy to enable persons who observe unethical practices (whether or not a violation of law), to approach the Whistle Blower Custodian without revealing their identity, if they choose to do so. This Policy governs reporting and investigation of allegations that are in breach of the Code of Business Conduct.

The Company has established a program named “MD Connect Program” which facilitates newly recruited employees to get connected with the Managing Director of the Company. The main aim of such a program is to make the newly recruited employees aware of the principles and value system of

the Company. Moreover, the employee is made aware of the whistle blowing policy and its importance in the organization. The Audit Committee duly constituted is responsible to oversee the functioning of Policy of Vigil Mechanism. The constitution of which is as below:

<b>Sr. No.</b>	<b>Name of Director</b>	<b>Designation in Committee</b>
1	Mr. Rakesh Bhartia	Chairman
2	Mr. Nitin Deshmukh	Member
3	Mr. Manu Sahni	Member
4	Mr. Nirmal Bhatia	Secretary

#### **PARTICULARS OF CONTRACTS OR ARRANGEMENTS WITH RELATED PARTIES**

All contracts / arrangements / transactions entered into by the Company during the Financial Year ended on March 31, 2023 with related parties were in the ordinary course of business and on an arm's length basis and had no conflict with the interest of the Company. The particulars of every contract or arrangements entered into by the Company with related parties referred to in sub-section (1) of section 188 of the Companies Act, 2013 including certain arm's length transactions under third proviso thereto are disclosed in Form No. AOC -2 as **Annexure-E**.

#### **PREVENTION OF SEXUAL HARRASSMENT OF WOMEN AT WORKPLACE**

The Company's Code of Business Conduct (COBC) provides broad directions as well as specific guidelines for all business transactions. The emphasis is on human rights, prevention of fraudulent and corrupt practices, avoidance of conflict of interest, prevention of Sexual Harassment and unyielding integrity at all times.

Veeda is committed to the provision of a workplace, free of Sexual Harassment ("SH") and to provide a redressal mechanism for all complaints of SH without fear or threat of reprisals in any form or manner whatsoever. The work place in context of SH is not restricted to the office but includes extended work areas such as Client's place, work related travel, cafeterias and Company sponsored events, to name a few.

It is confirmed that the Company has duly complied with applicable provisions and has a policy in relation to Sexual Harassment of Women at Workplace (Prevention, Prohibition and Redressal) Act, 2013 including the provisions relating to the constitution of Internal Complaints Committee under the said Act.

#### **PARTICULARS OF LOANS, GUARANTEES OR INVESTMENTS UNDER SECTION 186:**

##### **i) Details of Loans**

During the financial year under review, the Company has provided the loan as below:

<b>Sr. No.</b>	<b>Details of Loan</b>	<b>Name of Borrower</b>	<b>Purpose for which the proceeds from Loan is proposed to be utilized by the recipient</b>	<b>Principal Amount (INR) in millions</b>	<b>Amount outstanding as on 31<sup>st</sup> March 2023</b>
1	Loan to Joint Venture Company	Ingenuity Biosciences Private Limited	To meet business requirements	12.00	-*

\*(During the year, an amount of INR 12.00 million was given as loan to the Ingenuity Biosciences Private Limited. However, pursuant to its non-recoverability, the outstanding amount of loan of INR 34.00 million was written off by the Company at the end of the year)

## ii) Details of Investments

During the financial year under review, the Company made the investments as below:

Sr. No.	Details of Investment	Name of Investee	Purpose for which the proceeds from investment is proposed to be utilized by the recipient	Principal Amount (INR) in millions
1	Investment in Equity Shares of subsidiary Company	Bionees India Private Limited	For Capital Expenditure	100.00
2	Investment in Equity Shares of subsidiary Company	Bionees India Private Limited	Not Applicable as Investment was made through acquisition of equity shares through purchase from the Promoter of M/s. Bionees India Private Limited	350.00

## iii) Details of Guarantee

During the financial year under review, the Company has provided the guarantee as below:

Sr. No.	Details of Guarantee	Name of Party for whom Guarantee provided	Purpose of Guarantee	Principal Amount (INR) in millions	Amount of Guarantee outstanding as on 31 <sup>st</sup> March 2023
N.A.					

## DISCLOSURE RELATING TO REMUNERATION OF EMPLOYEES:

Pursuant to Sub Rule 5(2) of the Companies (Appointment and Remuneration of Managerial Personnel) Rules, 2014, below are the details of top 10 employees of the Company, receiving remuneration more than 1,02,00,000/- (Rupees One Crore Two Lakhs only) per annum and / or Rs. 8,50,000/- (Rupees Eight Lakhs Fifty Thousand only) per month.

Sr o.	Name	Designation	Remuneration received (Fixed CTC P.A)	Nature of employment, whether contractual or otherwise	Qualification & Experience	Date of commencement of employment	Age	The last employment before joining the company	The percentage of equity shares held in the company within the meaning of clause (iii) of sub-rule (2) above	Whether any such employee is a relative of any director or manager of the company and if so, name of such director or manager	Total Experience (in years)
1	Nirmal Bhatia	Group Chief Financial Officer & CS	1,28,00,004	Permanent	CA, CS, LLB, PGDBA	01/07/2007	57	Suzlon Structures Pvt. Ltd	0.19%	No	32
2	*Suresh Krishnarao Kankanwadi	President	1,20,00,000	Permanent	PhD	29/11/2021	57	Dr. Reddy's Laboratories	-	No	33
3	**Sailendra Kumar Goswami	President	1,10,00,004	Permanent	PhD	01/03/2023	54	Enem Nostrum Remedies	-	No	27

\*Mr. Suresh Krishnarao Kankanwadi resigned w.e.f.7th March, 2023.

\*\* Mr. Sailendra Kumar Goswami was appointed w.e.f 1st March, 2023.

#### **PARTICULARS OF REMUNERATION OF MANAGERIAL PERSONNEL AND RELATED DISCLOSURES**

A) Details of median ratio of the remuneration of each director pursuant to Rule 5(1) of the Companies (Appointment and Remuneration of Managerial Personnel) Rules, 2014 are not applicable to your Company.

B) Details of every employee of the Company as required pursuant to 5(2) of the Companies (Appointment and Remuneration of Managerial Personnel) Rules, 2014, will be provided upon request.

C) No director of the Company who is a Managing Director or whole time director is in receipt of any commission from the Company.

D) The requirement of the "Corporate Governance" is not applicable to the Company. However, the Company is complying with most of the requirements.

## EMPLOYEES STOCK OPTION SCHEME

The Company has provided share-based incentive scheme to its employees. The relevant details of the scheme and the grant of shares are as below.

On 20<sup>th</sup> May, 2019, the shareholders approved the ESOP Scheme 2019 (ESOP 2019) for issue of stock options to the key employees and directors of the Company. According to the ESOP Scheme 2019, the employee selected by the committee from time to time will be entitled to Stock Option based on their annual performance, subject to satisfaction of the prescribed vesting conditions described in the scheme. The contractual life (comprising the vesting period and the exercise period) of options granted is 4 years. The other relevant terms of the grant are as below:

Options outstanding at the beginning of the year	14,91,840
Options granted during the year	NIL
Options vested till year end	3,32,160
Options exercised during the year	NIL
Total number of shares arising as a result of exercise of option during the year	NIL
Options lapsed due to resignation of the employees during the year	2,01,870
Exercise price per share	NIL
Variation of terms of options	NIL
Money realized by exercise of options	NIL
Total number of options in force	12,89,970
<b>Employee wise details of options granted to :</b>	
Key managerial personnel	Mr. Ajay Tandon: 5,25,840 options Mr. Nirmal Bhatia: 2,44,320 options Mr. Kiran Marthak : 23,520 options
Any other employee who receives a grant of options in any one year of option amounting to five percent or more of options granted during that year	NIL
Identified employees who were granted option, during any one year, equal to or exceeding one percent of the issued capital of the Company at the time of grant	NIL

## SECRETARIAL AUDIT REPORT

The Company is not required to obtain Secretarial Audit Report pursuant to the non-applicability of the provisions of Section 204(1) of the Companies Act, 2013 read with rule 9 of the Companies (Appointment and Remuneration of Managerial Personnel) Rules, 2014.

## COST RECORDS

The Company is not required to maintain Cost Records as specified by the Central Government under sub-section (1) of section 148 of the Companies Act, 2013.

## **CORPORATE GOVERNANCE CERTIFICATE**

The requirement of Corporate Governance Certificate is not applicable to the Company since it is not a listed Company.

Nevertheless, Governance at Veeda Clinical Research Ltd. (Veeda) encompasses structures, practices and processes adopted in every sphere of the Company's operations to provide long-term value to its stakeholders through ethical and transparent business standards. The Company has a definite Value System established which includes Humility, Honesty and integrity, Openness, Excellence, Innovation, and Nurturing individual growth. These values are the core elements of governance at Veeda. The Company, as a responsible corporate citizen, believes that the spirit of Corporate Governance stretches beyond statutory acquiescence to meet the ethical, legal, economic and social responsibilities and is centric to stakeholder trust and confidence. While the letter of the law is paramount in all its activities, the spirit in which it is followed, keeps in view the interests of the stakeholders, viz, shareholders, clients, employees, suppliers, society and regulatory bodies.

## **RISK MANAGEMENT POLICY**

The Company has a Risk Management Policy to identify and evaluate business risks and opportunities. This framework seeks to create transparency, minimize adverse impact on the business objectives and enhance the Company's competitive advantage. The constitution of Risk Management Committee is as below:

<b>Sr. No.</b>	<b>Name of Director</b>	<b>Designation in Committee</b>
1	Dr. Kiran Marthak	Chairman
2	Dr. Kavita Singh	Member
3	Mr. Ajay Tandon	Member
4	Dr. S. N. Vinaya Babu	Member
5	Mr. Apurva Shah	Member
6	Ms. Aparajita Jethy Ahuja	Member

## **NOMINATION AND REMUNERATION POLICY**

The Board has framed a Policy on selection and appointment of Director(s), Senior Management and their remuneration. The constitution of Nomination and Remuneration Committee is as below:

<b>Sr. No.</b>	<b>Name of Director</b>	<b>Designation in Committee</b>
1	Mr. Rakesh Bhartia*	Chairman
2	Mr. Nitin Deshmukh*	Member
3	Mr. Vivek Chhachhi	Member

\* Mr. Nitin Deshmukh held the Chair of the Committee till 31<sup>st</sup> July 2023. The Board in its meeting dated 31<sup>st</sup> July 2023 changed the designation of Mr. Rakesh Bhartia as Chairman of the Committee and Mr. Nitin Deshmukh as Member of the Committee in compliances with the provisions of the Companies Act, 2013.

## **CORPORATE IDENTITY NUMBER**

The Corporate Identity Number (CIN), allotted by the Ministry of Corporate Affairs, Government of India, is U73100GJ2004PLC044023 and the Company's Registration Number is 044023.

The Company's Master Data and details of the compliance filings by the Company with the Ministry of Corporate Affairs, Government of India, may be viewed by the members and other stakeholders at [www.mca.gov.in](http://www.mca.gov.in) (MCA21eServices) using the above mentioned CIN.



## **DIRECTORS' RESPONSIBILITY STATEMENT**

Pursuant to the provisions of Section 134(5) of the Companies Act, 2013 with respect to Directors' Responsibility Statement, your directors confirm that –

- a) in the preparation of the annual accounts for the year ended March 31, 2023, the applicable accounting standards read with requirements set out under Schedule III to the Act have been followed and there are no material departures from the same;
- b) they have selected such accounting policies and applied them consistently and made judgements and estimates that are reasonable and prudent so as to give a true and fair view of the state of affairs of the Company as at March 31, 2023 and of the profit of the Company for the year ended on that date;
- c) they have taken proper and sufficient care for the maintenance of adequate accounting records in accordance with the provisions of the Act for safeguarding the assets of the Company and for preventing and detecting fraud and other irregularities;
- d) they have prepared the annual accounts on a going concern basis;
- e) they have laid down internal financial controls to be followed by the Company and that such internal financial controls are adequate and are operating effectively; and
- f) they have devised proper systems to ensure compliance with the provisions of all applicable laws and that such systems are adequate and operating effectively.

## **ACKNOWLEDGEMENTS**

The Directors wish to thank and deeply acknowledge the co-operation, assistance and support extended by customers, suppliers, financial institutions, banks, Government authorities to the Company. The Directors also wish to place on record their appreciation for the overall support and co-operation received from the employees without whom the growth of the Company is unattainable. Your directors look forward to the long term future with confidence.

An acknowledgement to all with whose help, co-operation and hard work the Company is able to achieve the results.

**For and on behalf of Board of Directors  
Veeda Clinical Research Limited**



**Nitin Deshmukh  
Chairman**

**Place: Ahmedabad  
Date: 05/09/2023**

## Annexure-A

Management Discussion and Analysis (Annual Report 2022-23)  
Veeda Clinical Research Limited

### Introduction

Since its inception in 2004, Veeda Clinical Research has come a long way by transitioning itself from a clinical research organization to a broad based and integrated contract research organization. The comprehensive strengths in the business areas, namely – preclinical, clinical and exclusive service offerings for biosimilars and biologics – allows us to broaden our scope of reaching out to a much larger client base, whose specific needs are catered by our entities. With our comprehensive portfolio of drug development services and our continuing investment in infrastructure, people and process to build new capabilities relevant to our clients, we believe that we are very well positioned to be preferred partners for global small and emerging biotech companies for their novel drug development programs.

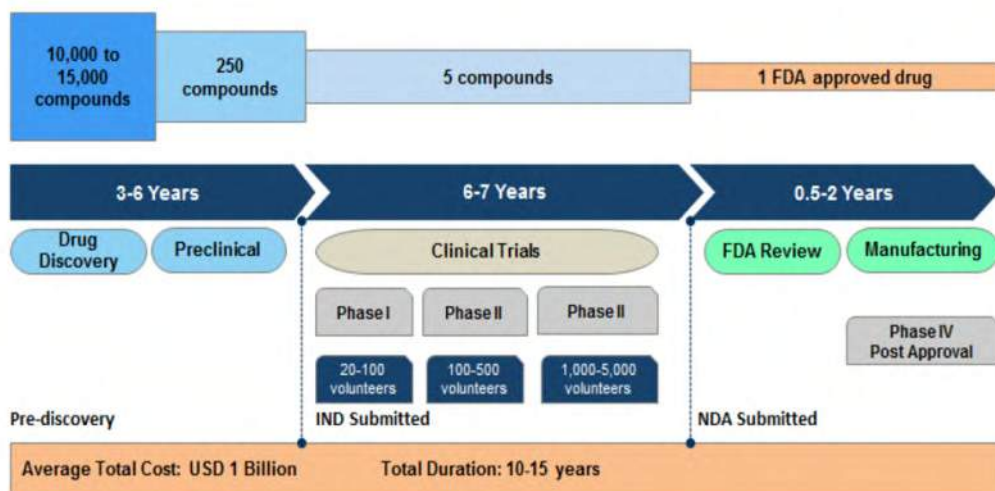
With acquisition of Bioneds, we have gained comprehensive pre-clinical research capabilities, across two facilities in Bangalore, which include GLP accredited animal vivariums, chemistry, biopharma, and analytical laboratories, to support preclinical drug development solutions.

### India's promising Contract Research Services Market

The ever-growing Contract Research Services market in India has come a long way in establishing the credentials of being a globally accepted service-oriented industry that delivers promise of quality, compliance and timeliness in its research deliverables.

The research-focused services, offered by Contract Research Organizations (CROs), encompass all phases of the drug development lifecycle, from compound selection, discovery, preclinical (in-vitro and in-vivo) research, clinical testing, as well as post-approval functions such as commercialization, safety assessment, monitoring, and consulting, among other services.

### Exhibit: Drug Development Life Cycle: Timeline for New Drug Approvals, as per US FDA



Source: US FDA

**Indian CRO market** captures about 3% of the global market share by value, is expected to grow with a CAGR of about 12% till 2026. The recent favourable changes in the Indian regulatory landscape for the CRO industry, higher acceptability of India as an outsourcing destination by the global pharmaceutical companies and favorable demographics in terms of cost, technical skills and diversity of volunteers required for trials are driving the Indian CRO market.



The cost of carrying out clinical trials in India is nearly 40-70% less when compared to other counterparts in Europe or the U.S. This along with skill sets and ease of doing business is fueling the market growth of Indian CROs.

In addition to this, the Indian CROs offer:

1. Extensive scientific competence to service a global clientele ensuring high customer centricity and satisfaction
2. Successful track record of stringent compliance culture
3. Technology driven CRO solutions that enhance operating efficiencies and compliance management
4. Skilled personnel and experienced professional management with focus on continuous professional development

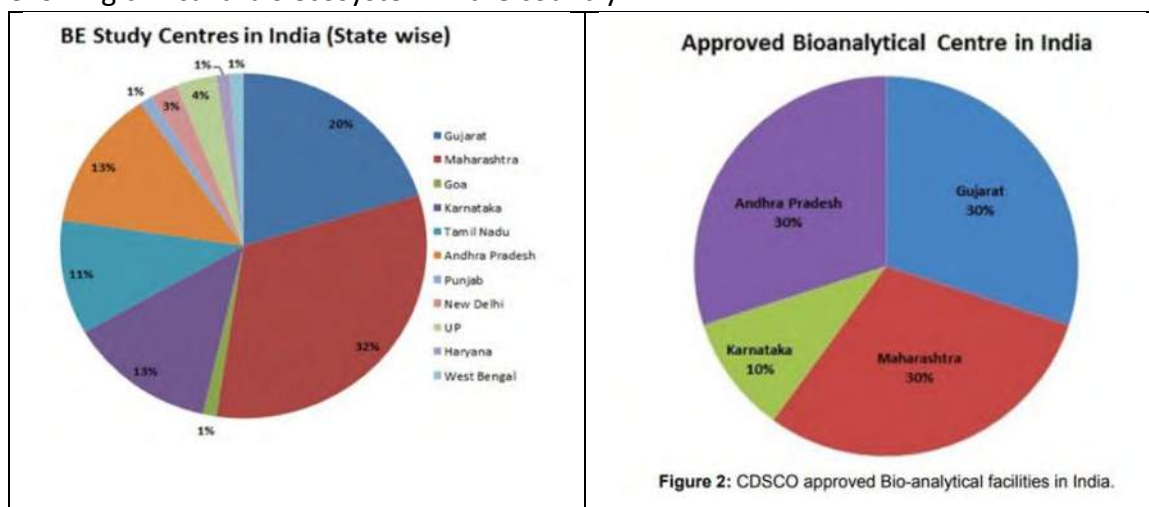
**Pharmaceutical R&D spend on the rise:** The Indian CRO market witnessed growth owing to increasing number of clinical trials amidst an increasing demand for effective and novel vaccines to curb the SARS-CoV2 virus. Many biotechnology and pharmaceutical companies are noted to have made long-term agreements, collaborations, and partnerships with Indian CROs.

As per a recent market research report, the global pharmaceutical R&D spend is estimated to grow at a CAGR of 3.6% by 2026. The market research analysis also reflects that the R&D spend by top 20 and other large players form the largest segment of the pie (7%) by 2026; however, small and mid-sized pharmaceutical companies will drive the spending at a CAGR of 6.1%. This gives many opportunities to Indian CROs to grab a major pie of global R&D outsourced work from big-sized companies as well as small and mid-sized pharmaceutical companies.

For research outsourced to Indian CROs, the higher rate is observed in clinical trials and toxicology drug value chain. Due to the different technical difficulties at each stage (i.e., preclinical and clinical trials), the outsourcing rate varies at all stages with a low rate of outsourcing observed during early stages of research and development and a higher rate during the clinical trial phase due to more work on process standardization.

**Trends in the CRO Services Market:** Higher investment in CROs combined with rising adoption of key companies relying on the specialized CROs for clinical trials are amongst some of the trends observed in the Indian CRO market. Innovator and novel generic pharmaceutical companies have been consistently investing in developing new drugs thereby supporting large-scale drug discovery activities. A large number of novel new drug applications are filed by niche innovator companies who outsource drug discovery and pre-clinical studies to CROs.

1. **The Preclinical segment** is expected to witness lucrative growth on account of a rise in the demand for pharmacokinetic services to support toxicology tests for IND-enabling studies. The relevance of toxicology testing, bioanalysis and DMPK testing are crucial and important stages of the drug development process and the demand is driven by increased outsourcing of preclinical research by small-to-mid segment pharmaceutical companies.
2. The global **generic drug industry** is witnessing rising number of losses of patent and exclusivity of innovator drugs, which in-turn is propelling the **Bioavailability and Bioequivalence (BA/BE) studies** for Indian CROs. India is a preferred destination for BA/BE studies due to its current CRO infrastructure, emergence and growth of the biosimilars industry, increased demand for complex generics, availability of healthy volunteers to participate in the BA/BE studies, cost-efficiency, changing regulatory landscape and evolving clinical trials ecosystem in the country.



The generic drug market value is projected to reach USD 517 billion in the next five years, expanding at a CAGR of 4.9%. There is a significant growth opportunity for standalone bioanalytical services, which can be capitalized by Indian CROs through expansion and growth of bio-analytical capabilities.

3. **Increasing focus on Biosimilars Industry:** Indian CROs have made rapid strides in offering niche services to ever-growing biosimilar industry, which has advantage of patent losses

of key biologics. As per market research estimates, while the global market for biosimilars is estimated to grow at a CAGR of 17.3% with, a market size of ~ USD 79.2 billion in 2026, the biosimilars market in India is estimated to grow at a CAGR of 34%, increasing to ~ USD 2.54 billion in 2026.

India continues to have the attributes that should progressively enhance the scale of clinical trials in the country to support the global development of novel medicines and therapies. The aspects that have changed significantly over the recent years, and is reflecting in the growth in global clinical trials that include India, are:

- The New Drugs and Clinical Trial Rules of 2019 have provided clarity on key concern areas such as a) regulatory approval processes and timelines; b) ethics committee operations and oversight responsibilities; and c) sponsor compensation liabilities in case of Serious Adverse Events observed in the trial participants. Moreover, there is continuing focus by the regulator to streamline systems and procedures to facilitate clinical trials with data integrity and quality aligned with global standards.
- The network and quality of investigator sites have evolved quite significantly with well-trained and equipped trial professionals and infrastructure conducting trials in compliance with ICH GCP standards and successfully qualifying under global regulatory inspections. The network has been developed by an increasing base of high quality Indian CROs in collaboration with the major pharmaceutical companies operating in India.
- The increased agility, maturity and quality of the entire Indian clinical trial ecosystem has been very well demonstrated through the successful and rapid conduct of large scale COVID related clinical trials that were globally accepted.

The ecosystem is continuing to expand and develop further, which should underline continuing relevance and participation of India in global clinical trials.

Veeda is poised to benefit from multiple factors such as the growing need of pharmaceutical and biopharmaceutical companies to minimize their time and cost and to also augment their efficiency and expertise in launching new formulations in the market. By building on core strengths around preclinical services, augmenting bioanalytical research capabilities, and focusing on niche services for biosimilar industry, Indian CROs including Veeda has a very bright future prospect of aligning itself to the research needs of global companies.

### **Business Proposition: Adding Value to Pharmaceutical Research**

With the broad overview and analysis, outlined above, it is imperative to highlight Veeda's approach and efforts towards achieving business objectives. As a leading player in the Indian research services sector, Veeda believes in

#### **1. Client Centricity:**

- a. The Vision and Mission statements embodies our focus on being increasingly relevant to our clients and being their preferred partners.
- b. Our management and business development teams are actively engaging with the industry as well as our clients to understand the direction of research and the service gaps with our clients, which channelize our capability development.
- c. Veeda has very broad set of accreditations to be relevant for most requirements, strong quality credentials that we work diligently to maintain including regular quality reviews, human resource training and investment in technology to deploy controls, oversight and operating efficiencies.
- d. Veeda's unwavering focus on client and project prioritization to meet required execution timelines as per client program requirements. Our growing adoption of technology will play a crucial role in achieving operational efficiencies and reducing delivery timelines with the desired quality standards.
- e. We progressively review our various client experience touch points, on a prioritized basis, to enhance client experience with us and track performance based on client feedback with these touch points. Based on a semi-annual Client Satisfaction survey undertaken by us, we are encouraged by the strong improvement in these scores, which reflect continuing progress in our client experience initiatives.

## **2. Improving Operational Efficiency:**

- (a) Veeda Clinical Research is a scientific research focused, service organization, which is significantly reliant on high quality human resources. The ability to drive higher productivity and value add per resource through scientific and operational excellence is key to long term sustainability.
- (b) Veeda operates in a highly competitive environment and notwithstanding the current value proposition; we need to continuously drive operating efficiency for better delivery timelines, quality standards and operating costs so that we keep enhancing our value proposition to our clients and our financial performance for supporting our long-term growth objectives.
- (c) We have baselined our productivity metrics for our key operating departments and are tracking improvements as we drive operational initiatives. We are rapidly deploying technology platforms to digitize and automate processes, which will drive operating efficiencies and quality controls with better human resource productivity. As we digitize, we are reviewing our operating procedures to simplify them to serve the same objectives of ease of operations, efficiency and quality outcomes.

Veeda is transitioning from being a clinical research organization into a broad based and integrated contract research organization. We see significant growth for preclinical and clinical research services over the medium to long term. With our comprehensive portfolio of drug development services and our continuing investment in infrastructure,

people and process to build new capabilities relevant to our clients, we believe that we are very well positioned to be preferred partners for innovative pharmaceutical and biopharmaceutical clients globally for their critical drug development programs.

### **Veeda: Growth trajectory and the way forward**

Veeda Clinical Research has taken strides and is making consistent efforts towards offering services to a broader set of clients by consolidating its business and adopting to new technology. Over the past several years, Veeda has differentiated itself by delivering innovative, flexible, high-quality, customer-driven solutions to become the leading CRO in India and has a track record for conducting specialized, complex, clinical trial projects. There are several factors, which we feel, are growth drivers for us in the near future.

#### **1. Increase presence across regulated markets in the US and the EU**

We are expanding our reach to small and medium-sized generic pharmaceutical companies in US and the EU based on our capabilities in complex studies, successful record of accomplishment in regulatory inspections and the cost advantage of conducting clinical trials in India, which is nearly half the cost of conducting a clinical trial in a developed country. We are also exploring strategic alliances in these key markets to extend our service capabilities to meet our client requirements.

#### **2. Increased focus on pre-clinical services to facilitate innovator drug development and discovery**

Innovator and novel generic pharmaceutical companies have been consistently investing in developing new drugs thereby supporting large-scale drug discovery activities. Bionees provides research, analytical, and development solutions to drug sponsors from the discovery through development stages. With Bionees, we intend to offer a wide range of pre-clinical services complemented by our early phase clinical services to innovator pharmaceutical companies in order to provide them with comprehensive drug development support. We see significant opportunity to service the innovation ecosystem in India. We intend to leverage the market opportunities in India, build our credibility in the domestic CRO market, and further extend these services to global clients in our key markets. We believe that the synergies arising from integrating the products and services offered by our different business units, coupled with our infrastructure, technology products and services, extensive expertise and experience will differentiate us from our competitors.

#### **3. Expand and consolidate market presence in Biosimilars**

The Biosimilar industry is expected to grow significantly due to large patent cliff that is expected in the next five years.

With specific focus on offering niche research services to biosimilars and biologics companies, we intend to service the market opportunities in India and Asia and further extend these services to other regulated markets of the EU and the USA. We are consolidating our capabilities in biosimilars to offer end-to-end and modular technical services, encompassing both pre-clinical and clinical domains. The scientific team is comprised of scientists with in-depth knowledge of bioassay method development and sample analysis, clinical trial management, and global regulatory requirements and with an experience on working on biosimilar molecules for India and global registration.

#### **4. Strengthening our bioanalytical services**

We are focused on strengthening our bioanalytical capabilities in biosimilars, complex generics and patient-based clinical trials. We have bioanalytical capabilities to service small molecule drug development, both for new molecules as well as generic products. We offer these services as a part of our complete clinical trial services as well as in the form of a standalone central bioanalytical laboratory services offering to global pharmaceutical companies and other clinical research organizations.

#### **5. Building on our core strength of BA & BE studies**

BA & BE studies remain Veeda's core strength as we continue to expand our service capabilities and clientele globally, particularly in the areas of complex studies involving complex molecules or complex designs in areas such as phase 1 clinical pharmacology studies, inhalation studies, glucose clamps and dermatology. Further, we are also making investments in technology to enhance the quality, processing efficiency and cost competitiveness across our operations.

#### **6. Enhancing capabilities in clinical trials**

While the Indian clinical trials market is 2.4% of the global clinical trials market in 2021, it is expected to grow faster than the global market to become about 3.1% of the market share by 2026. To address market growth, we have significantly strengthened our capabilities in clinical trials with experienced medical affairs and project management teams, comprehensive technology platform and have augmented our capabilities in data management, biostatistics and modelling services.

The public perception about clinical trials in India has witnessed a drastic change. With the emergence of high quality CROs that operate in compliance with global safety, ethical and regulatory norms, the stronger regulatory oversight on the industry and active industry forums that bring together diverse stakeholders to enhance the operating ecosystem for the industry, the industry has significantly matured and the public perception thereof has definitely changed over the last several years, which is also reflecting in the increasing volunteer participation in clinical research.



India is well poised for strengthening its role in global pharmaceutical research and Veeda, as a leading Indian CRO with strong ambitions and capabilities, is well positioned to leverage the significant opportunities that the future presents.

**Annexure -B**

**Form AOC- 1**

(Pursuant to first proviso to sub-section (3) of section 129 read with rule 5 of Companies  
(Accounts) Rules, 2014)

Statement containing salient features of the financial statement of subsidiaries or associate  
companies or Joint ventures

**PART-A: SUBSIDIARY**


(INR in millions)

Name of Subsidiary	Bionees India Private Limited (Subsidiary)	Amthera Life Sciences Private Limited (Step-down subsidiary)
The date since when subsidiary was acquired	25-05-2021	25-05-2021
Reporting period for the subsidiary concerned, if different from the holding company's reporting period	N.A.	N.A.
Reporting currency and Exchange rate as on the last date of the relevant Financial year in the case of foreign subsidiaries	N.A.	N.A.
Share Capital	73.81	0.10
Reserves and surplus	285.90	0.79
Total Assets	1,880.97	1.18
Total Equity and Liabilities	1880.97	1.18
Investments	-	-
Turnover	1,134.52	-
Other Income	14.71	9.34
Profit Before Taxation	249.40	9.01
Provision for Taxation	67.50	0.30
Profit after Taxation	181.90	8.71
Proposed Dividend	N.A.	N.A.
Extent of Shareholding in %	87.00	87.00% (100% shareholding held by Bionees India Private Limited- Subsidiary Co.)


Notes:

- Names of subsidiaries which are yet to commence operations: NIL
- Names of subsidiaries which have been liquidated or sold during the year: NIL

**For and on behalf of Board of Directors of  
Veeda Clinical Research Limited**

  
**Nitin Deshmukh**  
Chairman  
DIN: 00060743  
Place: Ahmedabad  
Date: 05/09/2023

  
**Ajay Tandon**  
Managing Director  
DIN: 02210072  
Place: Toronto, Canada  
Date: 05/09/2023

  
**Nirmal Bhatia**  
Company Secretary & CFO  
ICSI Membership No. 12551  
Place: Ahmedabad  
Date: 05/09/2023



**PART-B: JOINT VENTURES**


Statement pursuant to Section 129 (3) of the Companies Act, 2013 related to Associate Companies and Joint Ventures

(INR in millions)


Name of Associates or Joint Ventures	Ingenuity Biosciences Private Limited
Latest audited Balance Sheet Date	31-03-2023
Date on which the Associate or Joint Venture was associated or acquired	16-02-2021
Shares of Associate or Joint Ventures held by the company on the year end	3,50,000 Equity Shares
Amount of Investment in Associates or Joint Venture	3.50
Extent of Holding (in percentage)	50%
Description of how there is significant influence	Incorporation of Company by entering into Joint Venture Agreement with M/s. Somru Bioscience Inc. (Canada)
Reason why the associate/Joint venture is not consolidated.	N.A.
Net worth attributable to shareholding as per latest audited Balance Sheet	11.27
Profit or Loss for the year	25.94
1) Considered in Consolidation	12.97
2) Not Considered in Consolidation	12.97

1. Names of associates or joint ventures which are yet to commence operations: NIL
2. Names of associates or joint ventures which have been liquidated or sold during the Year: NIL

**For and on behalf of Board of Directors of  
Veeda Clinical Research Limited**

  
**Nitin Deshmukh**  
Chairman  
DIN: 00060743  
Place: Ahmedabad  
Date: 05/09/2023

  
**Ajay Tandon**  
Managing Director  
DIN: 02210072  
Place: Toronto, Canada  
Date: 05/09/2023

  
**Nirmal Bhatia**  
Company Secretary & CFO  
ICSI Membership No. 12551  
Place: Ahmedabad  
Date: 05/09/2023



## Annexure C

### **Explanation to the observations of the Auditor mentioned in ‘Annexure 1’ of the Independent Auditor’s report**

---

**Explanation to the observations of the Auditor mentioned in the ‘Annexure 1’ of the Independent Auditor’s report:**

#### **In Statutory Audit Report on the Audit of the Standalone Financial Statements of Veeda Clinical Research Limited**

**Clause (iii)(c)**

The Company has granted loan during the year to company where schedule of repayment of principal and payment of interest has been stipulated. However, Company has not received the interest on loan given to aforesaid joint venture and the principal amount thereof has been written off.

**Explanation: Pursuant to non-recoverability of the loan granted to Ingenuity Biosciences Private Limited - Joint Venture Company, the board of the Company has decided to write off the said loan along with Interest in its meeting dated 18<sup>th</sup> July 2023.**

#### **In Statutory audit Report on the Audit of the Standalone Financial Statements of Bionees India Private Limited**

**Clause (i)(a)(A):**

The Company has maintained proper records showing full particulars, including quantitative details and situation of property, plant and equipment except asset identification number and quantitative details for certain assets of earlier years.

**Explanation: The Subsidiary Company of the Company is in the process of compiling the pending Tagging details for the property, plant and equipment which were acquired before April 01, 2018. The quantum of the same is approximately 3% of total carrying amount as on March 31, 2023. Moreover, w.e.f. April 01, 2018, all the items of property, plant and equipment are appropriately tagged and will be tagged in future as well in compliance with the policies of the Subsidiary Company of the Company.**

**Clause (iii)(b):**

The terms and condition of loans granted by the Company to the aforesaid subsidiary company are prejudicial to the Company’s interest on account of the fact that the loans provided are interest free. Also, loan given to aforesaid subsidiary company of Rs 8.34 million has been written off in the financial statement of the Company.

**Explanation: The Subsidiary Company of the Company has granted loan in compliance with Section 186 of the Companies Act, 2013 by taking requisite Board Approval dated 19<sup>th</sup> September 2019 and Shareholders Approval dated 22<sup>nd</sup> September 2021 of the Subsidiary Company of the Company. The qualification stated by the auditor is with reference to the Loan being interest free in nature which is considered as prejudicial to the Subsidiary Company of the Company. In explanation to the said remarks, your directors hereby state that as on 31<sup>st</sup> March 2023, Amthera Lifesciences Private**

Limited is wholly owned (100%) subsidiary company of Bioneds India Private Limited. Hence, in opinion of the directors it is not considered as prejudicial to the interest of the company. Further, pursuant to non-recoverability of the loan granted to Amthera Lifesciences Private Limited - Subsidiary Company of the Company, the management of the Subsidiary Company of the Company has decided to write off the said loan along with interest.

**Clause (iii)(c):**

The Company has granted loan to aforesaid subsidiary company, where the schedule of repayment of principal has been stipulated. However, these loans are interest free and hence recovery of the same is not applicable. Moreover, the principal amount on the aforesaid loan has been written off during the year.

**Explanation: The Subsidiary Company of the Company has written off the loan amount receivable from its subsidiary company because there is no certainty in revenue generation and recoverability of the loan.**

**Clause (iv):**

There are no loans, guarantees, and security in respect of which provisions of sections 185 of the Companies Act, 2013 are applicable and hence not commented upon.

The Company has given loan to one company which is not in compliance to the provisions of section 186 of the Companies Act 2013 and are detailed in the table below:

Non-Compliance of Section 186 of the Act:

S.No.	Name of the Company	Nature of non-compliance	Maximum amount outstanding	Balance as at Balance sheet date
1	Amthera Lifesciences Private Limited	Loan given is interest free and hence below the market prevailing rate of interest.	Rs. 8.34 million	Rs. Nil

Further, in our opinion and according to the information and explanations given to us, there are no guarantees and securities given during the year in respect of which provision of 186 of the Act are applicable and hence not commented upon.

**Explanation: The Subsidiary Company of the Company has granted loan in compliance with Section 186 of the Companies Act, 2013 by taking requisite Board Approval dated 19<sup>th</sup> September 2019 and Shareholders Approval dated 22<sup>nd</sup> September 2021 of the Subsidiary Company of the Company. The qualification stated by the auditor is solely with reference to the Loan being interest free in nature which is considered as prejudicial to the Subsidiary Company of the Company. In explanation to the said remarks, your directors hereby state that as on 31<sup>st</sup> March 2023, Amthera Lifesciences Private Limited is wholly owned (100%) subsidiary company of Bioneds India Private Limited. Hence, in opinion of the directors it is not considered as prejudicial to the interest of the Subsidiary Company of the Company.**

**Clause (vii)(a):**

Undisputed statutory dues including goods and services tax, provident fund, employees' state insurance, income-tax, duty of custom, cess and other statutory dues have generally been regularly deposited with the appropriate authorities though there has been a slight delay in a few cases. According to the information and explanations given to us and based on audit procedures performed by us, undisputed amounts payable in respect of these statutory dues were outstanding, at the year end, for a period of more than six months from the date they became payable, are as follows:

Statement of Arrears of Statutory Dues Outstanding for More than Six Months:

Name of the Statute	Nature of the Dues	Amount	Period to which the amount relates	Due Date	Date of Payment
IGST Act, CGST Act and SGST Act, 2017	Interest on late filing of Goods and Service tax returns	Rs. 0.15 million	2020-21 and 2021-22	September 14, 2021	Unpaid as at March 31, 2023

**Explanation: The Subsidiary Company of the Company shall remit said dues during current financial year i.e. the financial year commencing from 1<sup>st</sup> April 2023.**

**Clause (ix)(d):**

According to the information and explanations given to us, and the procedures performed by us, and on an overall examination of the financial statements of the company, we report that the company has used funds raised on short-term basis aggregating to Rs. 16.68 million for long-term purposes.

**Explanation: The Subsidiary Company of the Company has ensured the compliance of this clause on a per annum basis. However during the current financial year i.e. the financial year commencing from 1st April 2023, the company has started making remittance for capex procurement from its current account to avoid utilization of funds from cash credit account.**

**FOR AND ON BEHALF OF THE BOARD OF DIRECTORS**



**Nitin Deshmukh,  
Chairman**



**Place: Ahmedabad  
Date: 05/09/2023**

## ANNEXURE-D

### Annual Report on CORPORATE SOCIAL RESPONSIBILITY (CSR) Activities

Pursuant to the provisions of Section 135 of the Companies Act, 2013 and the Rules made there under, the Board has constituted a Corporate Social Responsibility (CSR) Committee. During the year under review, a meeting of CSR Committee were held on 22<sup>nd</sup> July, 2022 and 20<sup>th</sup> February, 2023.

The terms of reference of the CSR Committee includes formulating and recommending to the Board, a Corporate Social Responsibility Policy which indicate the activities to be undertaken by the Company as specified in Schedule VII of the Companies Act, 2013, recommending the amount of expenditure to be incurred on the CSR activities, providing guidance on various CSR activities to be undertaken by the Company and monitoring the CSR Policy of the Company from time to time.

Pursuant to the recommendation of the CSR Committee, the Board has approved a Corporate Social Responsibility (CSR) Plan.

The details required pursuant to Section 135 of the Act are provided in SCHEDULE-I to this Report.

\*\*\*\*

## SCHEDULE-1

### ANNUAL REPORT ON CSR ACTIVITIES TO BE INCLUDED IN THE BOARD'S REPORT

(Pursuant to the provisions of Section 135 of the Companies Act, 2013)

#### 1. A brief outline of the company's CSR policy

Pursuant to the requirement of the Companies Act, 2013 and the Rules made thereunder, the Company has framed a CSR Policy.

The Company's CSR vision & mission is to contribute to the social, economic and environmental development of the community in which the Company operates. The Company may undertake any one or more CSR activities as specified in the CSR Policy.

As permitted under Rule 4(2) of the Companies (Corporate Social Responsibility Policy) Rules, 2014, the Management of the Company has identified following institutes through which it has decided to carry out CSR activities:

Sr. No.	Name of the Implementing Agency
1	Shree Krishnayan Desi Gauraksha Avam Golokdham Sewa Samiti
2	Rotary Club of Bombay Queen's Necklace Charitable Trust
3	Indraprastha Cancer Society and Research Centre
4	Shri Bharat Saraswati Mandir Sansad
5	Vidhya Prachar Mandal – Direct

#### 2. The Composition of the CSR Committee

As on the Financial Year ended 31st March, 2023, the composition of CSR Committee is as follow;

Sr. No.	Name of Director	Designation / Nature of Directorship	Number of meetings of CSR Committee held during the year	Number of meetings of CSR Committee attended during the year
1	Ms. Aparajita Jethy Ahuja	Chairman Non-executive Director	2	2
2	Dr. Kavita Singh	Member Independent Director	2	1
3	Mr. Apurva Shah	Member Non-executive Director	2	2
4	Dr. Kiran Marthak	Member Non-executive Director	2	2



3. Provide the web-link where Composition of CSR Committee, CSR Policy and CSR projects approved by the board are disclosed on the website of the company.

Composition of CSR Committee: <https://www.veedacr.com/corporate-governance/>

CSR Policy: <https://www.veedacr.com/corporate-governance/>

CSR projects approved by the board: [www.veedacr.com/about/csr-initiatives/](http://www.veedacr.com/about/csr-initiatives/)

4. Provide the details of Impact assessment of CSR projects carried out in pursuance of sub-rule (3) of rule 8 of the Companies (Corporate Social Responsibility Policy) Rules, 2014, if applicable (attach the report): N.A.
5. Details of the amount available for set off in pursuance of sub-rule (3) of rule 7 of the Companies (Corporate Social Responsibility Policy) Rules, 2014 and amount required for set off for the financial year, if any

Sr. No.	Financial Year	Amount available for set-off from preceding financial years (in Rs.)	Amount required to be set-off for the financial year, if any (in Rs.)
1	2019-2020	0	0
2	2020-2021	0	0
3	2021-2022	2,948	2,948

6. Average net profit of the company as per Section 135(5) of the Companies Act, 2013: Rs.38,63,87,221/-
7. a. Two percent of average net profit of the company as per section 135(5): Rs.38,63,87,221/-  
b. Surplus arising out of the CSR projects or programmes or activities of the previous financial years: NIL  
c. Amount required to be set off for the financial year, if any: NIL  
d. Total CSR obligation for the financial year (7a+7b-7c): Rs.77,27,744/-
8. a. CSR amount spent or unspent for the financial year:

Total Amount Spent for the Financial Year (in Rs.)	Amount Unspent (in Rs.)				
	Total Amount transferred to Unspent CSR Account as per section 135(6)		Amount transferred to any fund specified under Schedule VII as per second proviso to section 135(5)		
	Amount	Date of transfer	Name of the Fund	Amount	Date of transfer
Rs.77,27,744/-	N.A.				

b. Details of CSR amount spent against ongoing projects for the financial year:

Sr. No.	Name of the project	Item from the list of activities in Schedule VII to the act	Local Area (Yes / No)	Location of the project	Project duration	Amount allocated for the project (in Rs.)	Amount spent in the current financial year (in Rs.)	Amount transferred to Unspent CSR Account for the project as per Section 135(6) (in Rs.)	Mode of Implementation – Direct (Yes / No)	Mode of Implementation through Implementation Agency (CSR Registration No.)
N.A.										

c. Details of CSR Amount spent against other than ongoing projects for the financial year:

Sr. No.	Name of the project	Item from the list of activities in Schedule VII to the act	Local Area (Yes / No)	Location of the project		Amount spent for the project (in Rs.)	Mode of Implementation – Direct (Yes / No)	Mode of Implementation through Implementation Agency	
				State	District			Name	CSR Registration No.
As per Schedule -2 attached to this report									

d. Amount spent on Administrative Overheads: NIL

e. Amount spent on Impact Assessment, if applicable: N.A.

f. Total amount spent for the financial year (8b+8c+8d+8e): Rs.77,27,744/-

g. Excess amount for set off, if any: Rs. 2,948/-

Sr. No.	Particular	Amount in Rs.
I	Two percent of the average net profit of the company as per section 135(5)	77,27,744
ii	Total amount spent for the financial year	77,27,744
iii	Excess amount spent for the financial year [(ii) – (i)]	-
iv	Surplus arising out of the CSR projects or programmes or activities of the previous financial years, if any	2,948
v	Amount available for set-off in succeeding financial years [(iii)-(iv)]	(2,948)

9. a. Details of unspent CSR Amount for the preceding three financial years:

Sr. No.	Preceding F. Y.	Amount transferred to unspent CSR Account under Sec. 135(6) (in Rs.)	Amount spent in the reporting F. Y. (in Rs.)	Amount transferred to any fund specified under schedule VII as per section 135(6), if any			Amount remaining to be spent in succeeding Financial Years (In Rs.)
				Name of the fund	Amount (In Rs.)	Date of Transfer	
NIL							

b. Details of CSR amount spent in the financial year for ongoing projects of the preceding financial year(s):

1	2	3	4	5	6	7	8	9
Sr. No.	Project ID	Name of the project	F. Y. in which project was commenced	Project duration	Total amount allocated for the project (in Rs.)	Amount spent on the project in the reporting F. Y. (in Rs.)	Cumulative amount spent at the end of reporting Financial Year. (in Rs.)	Status of the project Completed /Ongoing
N.A.								

10. In case of creation or acquisition of capital asset, furnish the details relating to the asset so created or acquired through CSR spent in the financial year (**asset-wise details**)

- Date of creation or acquisition of the capital asset(s): N.A.
- Amount of CSR spent for creation or acquisition of capital asset: N.A.
- Details of the entity or public authority or beneficiary under whose name such capital asset is registered, their address etc.: N.A.

d) Provide details of the capital asset(s) created or acquired (including complete address and location of the capital asset): N.A.

11. Specify the reason(s), if the company has failed to spend two per cent of the average net profit as per section 135(5). – N.A



**Ajay Tandon**  
**Managing Director**  
**DIN: 02210072**

**Place: Toronto, Canada**  
**Date: 05/09/2023**

x



**Aparajita Jethy Ahuja**  
**Chairman to CSR Committee**  
**DIN: 08298911**

**Place: Delhi**  
**Date: 05/09/2023**

**SCHEDULE-2 TO CSR REPORT**

Sr. No.	Name of the Project	Item from the list of activities in Schedule VII to the Act	Local area (Yes/No)	Location of the project.		Project duration	Amount allocated for the project (in Lakh)	Amount transferred to Unspent CSR Account for the project as per section 135(6) (in Rs.)	Mode of Implementation - Direct (Yes/No).	Mode of Implementation - Through Implementing Agency	
				State	District					Name	CSR Registration number
1	N.A.	Animal welfare, Ensuring environmental sustainability	No	Uttarakhand	Haridwar	N.A.	12.55	N.A.	No	Shree Krishnayan Desi Gauraksha Avam Golokdham Sewa Samiti	CSR0026574
2	N.A.	Promoting health care including preventinve health care, Promoting education	No	Maharashtra	Mumbai	N.A.	25.00	N.A.	No	Rotary Club of Bombay Queen's Necklace Charitable Trust	CSR00004403
3	N.A.	Promoting health care including	No	Delhi	Delhi	N.A.	20.00	N.A.	No	Indraprastha Cancer	CSR00004278

		preventive health care								Society and Research Centre	
4	N.A.	Promoting education	No	Gujarat	Junagadh	N.A.	15.00	N.A.	No	Shri Bharat Saraswati Mandir Sansad	CSR00046413
5	Vidhya Prachar Mandal	Promoting education	Yes	Gujarat	Ahmedabad	N.A.	4.72	N.A.	Yes	-	-
<b>Total</b>							<b>77.27</b>				

**Annexure - E**  
**FORM NO. AOC -2**

(Pursuant to clause (h) of sub-section (3) of section 134 of the Act and Rule 8(2) of the Companies (Accounts) Rules, 2014.

Form for Disclosure of particulars of contracts/arrangements entered into by the company with related parties referred to in sub section (1) of section 188 of the Companies Act, 2013 including certain arm's length transaction under third proviso thereto.

1. Details of contracts or arrangements or transactions not at Arm's length basis: Not Applicable
2. Details of contracts or arrangements or transactions at Arm's length basis.

Sr. No.	Particulars	Details of Transactions
Refer Schedule-1		

**For and on behalf of Board of Directors**  
**Veeda Clinical Research Limited**



**Nitin Deshmukh**  
**Chairman**

**Place: Ahmedabad**  
**Date: 05/09/2023**

**Encl: as stated**

**Schedule-1 to Annexure-E**

Sr. No.	Particulars	Details of Transactions					
1	<b>Name (s) of the related party &amp; nature of relationship</b>	<b>Bionees India Private Limited (Subsidiary Company)</b>	<b>Ingenuity Biosciences Private Limited (Joint Venture Company)</b>			<b>Dr. Kiran Marthak (Non-Executive Director)</b>	<b>Mr. Apurva Shah (Non-Executive Director)</b>
2	Nature of contracts/ arrangements/ transaction	Sale or purchase of goods or services	Service Agreement	Lease Rent	Sale or purchase of goods or services	Professional Service Fee	Lease Rent
3	Duration of the contracts/arrangements/transaction	F.Y.2022-23	N.A.	N.A.	F.Y.2022-23	01-10-2021 to 31-07-2024	01-04-2018 to 31-03-2023
4	Salient terms of the contracts or arrangements or transaction including the value, if any	Up to Rs.25,00,000/- In ordinary course of business	2,00,000 per month (GXP: 25,000/- & Non-GXP: 1,75,000/-) On the terms as per the executed agreement	INR 55,000/-per month for April 2022 till December 2022 INR 60,638 per month for January 2023 till March 2023	INR 1,00,00,000/- (INR One Crore)	INR 3,00,000 per month On the terms as per the executed agreement	INR 50,000/- per month
5	Date of approval by the Board	04-08-2022	18-10-2022	03-03-2021 28-12-2022	18-10-2022	19-11-2021	24-11-2017
6	Date of approval by shareholder, if any	N.A.	N.A.	N.A.	N.A.	22-11-2021	N.A.
7	Amount paid as advances, if any	NIL	NIL	NIL	NIL	NIL	NIL



**INDEPENDENT AUDITOR'S REPORT**

To the Members of Veeda Clinical Research Limited (Formerly known as Veeda Clinical Research Private Limited)

**Report on the Audit of the Standalone Financial Statements****Opinion**

We have audited the accompanying standalone financial statements of Veeda Clinical Research Limited (formerly known as Veeda Clinical Research Private Limited) ("the Company"), which comprise the Standalone Balance sheet as at March 31 2023, the Standalone Statement of Profit and Loss, including the Standalone Statement of Other Comprehensive Income, the Standalone Cash Flow Statement and the Standalone Statement of Changes in Equity for the year then ended, and notes to the standalone financial statements, including a summary of significant accounting policies and other explanatory information (hereinafter referred to as the Standalone financial statements).

In our opinion and to the best of our information and according to the explanations given to us, the aforesaid standalone financial statements give the information required by the Companies Act, 2013, as amended ("the Act") in the manner so required and give a true and fair view in conformity with the accounting principles generally accepted in India, of the state of affairs of the Company as at March 31, 2023, its profit including other comprehensive income, its cash flows and the changes in equity for the year ended on that date.

**Basis for Opinion**

We conducted our audit of the standalone financial statements in accordance with the Standards on Auditing (SAs), as specified under section 143(10) of the Act. Our responsibilities under those Standards are further described in the 'Auditor's Responsibilities for the Audit of the Standalone Financial Statements' section of our report. We are independent of the Company in accordance with the 'Code of Ethics' issued by the Institute of Chartered Accountants of India together with the ethical requirements that are relevant to our audit of the standalone financial statements under the provisions of the Act and the Rules thereunder, and we have fulfilled our other ethical responsibilities in accordance with these requirements and the Code of Ethics. We believe that the audit evidence we have obtained is sufficient and appropriate to provide a basis for our audit opinion on the standalone financial statements.

**Information Other than the Standalone Financial Statements and Auditor's Report Thereon**

The Company's Board of Directors is responsible for the other information. The other information comprises the information included in the Annual Report, but does not include the standalone financial statements and our auditor's report thereon.

Our opinion on the standalone financial statements does not cover the other information and we do not express any form of assurance conclusion thereon. In connection with our audit of the standalone financial statements, our responsibility is to read the other information and, in doing so, consider whether such other information is materially inconsistent with the Standalone financial statements or our knowledge obtained in the audit or otherwise appears to be materially misstated. If, based on the work we have performed, we conclude that there is a material misstatement of this other information, we are required to report that fact. We have nothing to report in this regard.



## Responsibility of Management for the Standalone Financial Statements

The Company's Board of Directors is responsible for the matters stated in section 134(5) of the Act with respect to the preparation of these standalone financial statements that give a true and fair view of the financial position, financial performance including other comprehensive income, cash flows and changes in equity of the Company in accordance with the accounting principles generally accepted in India, including the Indian Accounting Standards (Ind AS) specified under section 133 of the Act read with the Companies (Indian Accounting Standards) Rules, 2015, as amended. This responsibility also includes maintenance of adequate accounting records in accordance with the provisions of the Act for safeguarding of the assets of the Company and for preventing and detecting frauds and other irregularities; selection and application of appropriate accounting policies; making judgments and estimates that are reasonable and prudent; and the design, implementation and maintenance of adequate internal financial controls, that were operating effectively for ensuring the accuracy and completeness of the accounting records, relevant to the preparation and presentation of the standalone financial statements that give a true and fair view and are free from material misstatement, whether due to fraud or error.

In preparing the standalone financial statements, management is responsible for assessing the Company's ability to continue as a going concern, disclosing, as applicable, matters related to going concern and using the going concern basis of accounting unless management either intends to liquidate the Company or to cease operations, or has no realistic alternative but to do so.

Those charged with governance are also responsible for overseeing the Company's financial reporting process.

## Auditor's Responsibilities for the Audit of the Standalone Financial Statements

Our objectives are to obtain reasonable assurance about whether the standalone financial statements as a whole are free from material misstatement, whether due to fraud or error, and to issue an auditor's report that includes our opinion. Reasonable assurance is a high level of assurance, but is not a guarantee that an audit conducted in accordance with SAs will always detect a material misstatement when it exists. Misstatements can arise from fraud or error and are considered material if, individually or in the aggregate, they could reasonably be expected to influence the economic decisions of users taken on the basis of these standalone financial statements.

As part of an audit in accordance with SAs, we exercise professional judgment and maintain professional skepticism throughout the audit. We also:

- ▶ Identify and assess the risks of material misstatement of the standalone financial statements, whether due to fraud or error, design and perform audit procedures responsive to those risks, and obtain audit evidence that is sufficient and appropriate to provide a basis for our opinion. The risk of not detecting a material misstatement resulting from fraud is higher than for one resulting from error, as fraud may involve collusion, forgery, intentional omissions, misrepresentations, or the override of internal control.
- ▶ Obtain an understanding of internal control relevant to the audit in order to design audit procedures that are appropriate in the circumstances. Under section 143(3)(i) of the Act, we are also responsible for expressing our opinion on whether the Company has adequate internal financial controls with reference to standalone financial statements in place and the operating effectiveness of such controls.
- ▶ Evaluate the appropriateness of accounting policies used and the reasonableness of accounting estimates and related disclosures made by management.
- ▶ Conclude on the appropriateness of management's use of the going concern basis of



accounting and, based on the audit evidence obtained, whether a material uncertainty exists related to events or conditions that may cast significant doubt on the Company's ability to continue as a going concern. If we conclude that a material uncertainty exists, we are required to draw attention in our auditor's report to the related disclosures in the financial statements or, if such disclosures are inadequate, to modify our opinion. Our conclusions are based on the audit evidence obtained up to the date of our auditor's report. However, future events or conditions may cause the Company to cease to continue as a going concern.

- ▶ Evaluate the overall presentation, structure and content of the standalone financial statements, including the disclosures, and whether the standalone financial statements represent the underlying transactions and events in a manner that achieves fair presentation.

We communicate with those charged with governance regarding, among other matters, the planned scope and timing of the audit and significant audit findings, including any significant deficiencies in internal control that we identify during our audit.

We also provide those charged with governance with a statement that we have complied with relevant ethical requirements regarding independence, and to communicate with them all relationships and other matters that may reasonably be thought to bear on our independence, and where applicable, related safeguards.

## Report on Other Legal and Regulatory Requirements

1. As required by the Companies (Auditor's Report) Order, 2020 ("the Order"), issued by the Central Government of India in terms of sub-section (11) of section 143 of the Act, we give in the "Annexure 1" a statement on the matters specified in paragraphs 3 and 4 of the Order.
2. As required by Section 143(3) of the Act, we report that:
  - (a) We have sought and obtained all the information and explanations which to the best of our knowledge and belief were necessary for the purposes of our audit;
  - (b) In our opinion, proper books of accounts as required by law have been kept by the Company so far as it appears from our examination of those books; except that the backup of the books of account and other books and papers maintained in electronic mode has not been maintained on servers physically located in India on daily basis.
  - (c) The Standalone Balance Sheet, the Standalone Statement of Profit and Loss including the Standalone Statement of Other Comprehensive Income, the Standalone Cash Flow Statement and Standalone Statement of Changes in Equity dealt with by this Report are in agreement with the books of account;
  - (d) In our opinion, the aforesaid standalone financial statements comply with the Accounting Standards specified under Section 133 of the Act, read with Companies (Indian Accounting Standards) Rules, 2015, as amended;
  - (e) On the basis of the written representations received from the directors as on March 31, 2023 taken on record by the Board of Directors, none of the directors is disqualified as on March 31, 2023 from being appointed as a director in terms of Section 164 (2) of the Act;
  - (f) The observation relating to the maintenance of accounts and other matters connected therewith are as stated in paragraph (b) above.
  - (g) With respect to the adequacy of the internal financial controls with reference to these standalone financial statements and the operating effectiveness of such controls, refer to our separate Report in "Annexure 2" to this report;



# **S R B C & CO LLP**

Chartered Accountants

- (h) In our opinion, the managerial remuneration for the year ended March 31, 2023 has been paid / provided by the Company to its directors in accordance with the provisions of section 197 read with Schedule V to the Act;
- (i) With respect to the other matters to be included in the Auditor's Report in accordance with Rule 11 of the Companies (Audit and Auditors) Rules, 2014, as amended in our opinion and to the best of our information and according to the explanations given to us:
- i. The Company has disclosed the impact of pending litigations on its financial position in its standalone financial statements - Refer Note 21.1 to the standalone financial statements;
  - ii. The Company did not have any long-term contracts including derivative contracts for which there were any material foreseeable losses;
  - iii. There were no amounts which were required to be transferred to the Investor Education and Protection Fund by the Company.
  - iv. a) The management has represented that, to the best of its knowledge and belief, no funds have been advanced or loaned or invested (either from borrowed funds or share premium or any other sources or kind of funds) by the Company to or in any other persons or entities, including foreign entities ("Intermediaries"), with the understanding, whether recorded in writing or otherwise, that the Intermediary shall, whether, directly or indirectly lend or invest in other persons or entities identified in any manner whatsoever by or on behalf of the Company ("Ultimate Beneficiaries") or provide any guarantee, security or the like on behalf of the Ultimate Beneficiaries;  
  
b) The management has represented that, to the best of its knowledge and belief, no funds have been received by the Company from any persons or entities, including foreign entities ("Funding Parties"), with the understanding, whether recorded in writing or otherwise, that the Company shall, whether, directly or indirectly, lend or invest in other persons or entities identified in any manner whatsoever by or on behalf of the Funding Party ("Ultimate Beneficiaries") or provide any guarantee, security or the like on behalf of the Ultimate Beneficiaries; and  
  
c) Based on such audit procedures that were considered reasonable and appropriate in the circumstances, nothing has come to our notice that has caused us to believe that the representations under sub-clause (a) and (b) contain any material misstatement.
  - v. No dividend has been declared or paid during the year by the Company.
  - vi. As proviso to Rule 3(1) of the Companies (Accounts) Rules, 2014 is applicable for the Company only w.e.f. April 1, 2023, reporting under this clause is not applicable.

For **S R B C & CO LLP**  
Chartered Accountants  
ICAI Firm Registration Number: 324982E/E300003



per **Sukrut Mehta**  
Partner  
Membership Number: 101974  
UDIN: 23101974BGUFPA5275  
Place of Signature: Ahmedabad  
Date: September 05, 2023



**Annexure 1 referred to in Paragraph of Report on Other Legal and Regulatory Requirements of our report of even date of Veeda Clinical Research Limited (formerly known as Veeda Clinical Research Private Limited) for the year ended March 31, 2023.**

- i (a) (A) The Company has maintained proper records showing full particulars, including quantitative details and situation of Property, Plant and Equipment.
- (a) (B) The Company has maintained proper records showing full particulars of intangibles assets.
- (b) Property, plant and equipment have been physically verified by the management during the year in accordance with a planned programme of verifying them over the period of three years, which in our opinion, is reasonable having regard to the size of the Company and the nature of its assets. No material discrepancies were noticed on such verification.
- (c) There is no immovable property (other than properties where the Company is the lessee and the lease agreements are duly executed in favour of the lessee), held by the Company and accordingly, the requirement to report on clause 3(i)(c) of the Order is not applicable to the Company.
- (d) The Company has not revalued its Property, Plant and Equipment (including Right of use assets) or intangible assets during the year ended March 31, 2023. Accordingly, the requirement to report on clause 3(i)(d) of the Order is not applicable to the Company.
- (e) There are no proceedings initiated or are pending against the Company for holding any benami property under the Prohibition of Benami Property Transactions Act, 1988 and rules made thereunder. Accordingly, the requirement to report on clause 3(i)(e) of the Order is not applicable to the Company.
- ii (a) The inventory has been physically verified by the management during the year. In our opinion, the frequency of verification by the management is reasonable and the coverage and procedure for such verification is appropriate. No discrepancies of 10% or more in aggregate for each class of inventory were noticed on such physical verification.
- (b) As disclosed in note 36 to the standalone financial statements, the Company has been sanctioned working capital limits in excess of Rs. five crores in aggregate from banks during the year on the basis of security of current assets of the Company. The quarterly returns/statements filed by the Company with such banks are materially in agreement with the books of accounts of the Company.
- iii (a) During the year the Company has provided loan to One Company as follows:

Particulars	Loans
Aggregate amount granted during the year to Joint Venture	Rs. 12.00 Million
Balance outstanding as at balance sheet date in respect of above loan to Joint Venture	Rs. Nil*

\* Company has written off outstanding loan balance of Rs 34.00 million as mentioned in Note 4.5 to the standalone financial statement.

Further, the Company has not provided advances in the nature of loans, stood guarantee and provided security to any other companies, firms, Limited liability Partnerships or any other parties.



# SRBC & CO LLP

Chartered Accountants

(b) During the year the terms and conditions of the grant of loan to Company is not prejudicial to the Company's interest. According to the information and explanation give to us, the Company has not provided guarantees, provided security and granted advances in the nature of loans to companies, firms, Limited Liability Partnerships or any other parties.

(c) The Company has granted loan during the year to company where schedule of repayment of principal and payment of interest has been stipulated. However, Company has not received the interest on loan given to aforesaid joint venture and the principal amount thereof has been written off.

(d) There are no amounts other than the aforesaid loans which has been written off and advances in the nature of loans are granted to companies or any other parties which are overdue for more than ninety days.

(e) There are no amounts of loans and advances in the nature of loans granted to companies or any other parties which was fallen due during the year, that have been renewed or extended or fresh loans granted to settle the overdues of existing loans given to the same parties.

(f) The Company has not granted any loans or advances in the nature of loans, either repayable on demand or without specifying any terms or period of repayment to any parties. Accordingly, the requirement to report on clause 3(ii)(f) of the Order is not applicable to the Company.

- iv Loans and investments in respect of which provisions of section 185 and 186 of the Companies Act, 2013 are applicable have been complied with by the Company. Further, according to the information and explanations given to us, there are no guarantees and securities given in respect of which provisions of sections 185 and 186 of Companies Act, 2013 are applicable and accordingly, the requirement to report on clause 3(iv) of the Order is not applicable to that extent and hence not commented upon.
- v The Company has neither accepted any deposits from the public nor accepted any amounts which are deemed to be deposits within the meaning of section 73 to 76 of the Companies Act and the rules made thereunder, to the extent applicable. Accordingly, the requirement to report on clause 3(v) of the Order is not applicable to the Company.
- vi The Company is not in the business of sale of any goods or provision of such services as prescribed. Accordingly, the requirement to report on clause 3(vi) of the Order is not applicable to the Company.
- vii (a) Undisputed statutory dues including goods and services tax, provident fund, employees' state insurance, income-tax, duty of custom, cess and other statutory dues have generally been regularly deposited with the appropriate authorities though there has been a slight delay in a few cases. According to the information and explanations given to us and based on audit procedures performed by us, no undisputed amounts payable in respect of these statutory dues were outstanding, at the year end, for a period of more than six months from the date they became payable.
- (b) The dues of goods and services tax, provident fund, employees' state insurance, income-tax, sales-tax, service tax, duty of custom, duty of excise, value added tax, cess, and other statutory dues which have not been deposited on account of any dispute, are as follows:



(Amount in millions)

Name of Statute	Nature of Dues	Amount Involved*	Period to which the amount relates	Forum where dispute is pending
Finance Act, 1994	Service tax	1.30	FY 2008-09	CESTAT, Ahmedabad
Finance Act, 1994	Service tax	21.95	July, 2012 to Mar, 2014	CESTAT, Ahmedabad
Finance Act, 1994	Service tax	45.64	2007-08 to 2011-12	Principal Comm. of GST, Ahmedabad
Finance Act, 1994	Service tax	110.69	FY 2014-15 to 2015-16	CESTAT, Ahmedabad
Finance Act, 1994	Service tax	16.87	FY 2015-16	Comm. (Appeals), Ahmedabad
Custom Act, 1962	Custom Duty	2.79	2012-13 to 2013-14	Principal Commissioner
Custom Act, 1962	Custom Duty	1.97	2013-14 to 2016-17	CESTAT, Ahmedabad

\*Net of amount paid under protest amounting to Rs. 9.08 million.

- viii. The Company has not surrendered or disclosed any transaction, previously unrecorded in the books of account, in the tax assessments under the Income Tax Act, 1961 as income during the year. Accordingly, the requirement to report on clause 3(viii) of the Order is not applicable to the Company.
- ix (a) The Company did not have any outstanding loans or borrowings or interest thereon due to any lender during the year. Accordingly, the requirement to report on clause 3(ix)(a) of the Order is not applicable to the Company.
- (b) The Company has not been declared wilful defaulter by any bank or financial institution or government or any government authority.
- (c) The Company did not have any term loans outstanding during the year hence, the requirement to report on clause 3(ix)(c) of the Order is not applicable to the Company.
- (d) The Company did not raise any funds during the year hence, the requirement to report on clause 3(ix)(d) of the Order is not applicable to the Company.
- (e) On an overall examination of the standalone financial statements of the Company, the Company has not taken any funds from any entity or person on account of or to meet the obligations of its subsidiaries, associates or joint ventures.
- (f) The Company has not raised loans during the year on the pledge of securities held in its subsidiaries or joint venture. Hence, the requirement to report on clause 3(ix)(f) of the Order is not applicable to the Company.
- x (a) The Company has not raised any money during the year by way of initial public offer / further public offer (including debt instruments) hence, the requirement to report on clause 3(x)(a) of the Order is not applicable to the Company.
- (b) The Company has complied with provisions of sections 42 and 62 of the Companies Act, 2013 in respect of the preferential allotment / private placement of shares during the year. The amount raised along with opening unutilised balance, have been used for the purposes for which the funds were raised except for idle/surplus funds amounting to Rs 1,206.15 which were not required for immediate utilization and which have been gainfully invested in liquid investments payable on demand. The maximum amount of idle/surplus



# SRBC & CO LLP

Chartered Accountants

funds invested during the year was Rs 1,206.15 million, of which Rs 743.13 million was outstanding at the end of the year.

- xi (a) No material fraud by the Company or no material fraud on the Company has been noticed or reported during the year.
- (b) During the year, no report under sub-section (12) of section 143 of the Companies Act, 2013 has been filed by us in Form ADT - 4 as prescribed under Rule 13 of Companies (Audit and Auditors) Rules, 2014 with the Central Government.
- (c) As represented to us by the management, there are no whistle blower complaints received by the Company during the year.
- xii. The Company is not a nidhi Company as per the provisions of the Companies Act, 2013. Therefore, the requirement to report on clause 3(xii)(a), (b) and (c) of the Order is not applicable to the Company.
- xiii The transactions with the related parties are in compliance with sections 177 and 188 of Companies Act, 2013 where applicable and the details have been disclosed in the notes to the standalone financial statements, as required by the applicable accounting standards.
- xiv (a) The Company has an internal audit system commensurate with the size and nature of its business.
- (b) The internal audit reports of the Company issued till the date of the audit report, for the period under audit have been considered by us.
- xv The Company has not entered into any non-cash transactions with its directors or persons connected with its directors and hence requirement to report on clause 3(xv) of the Order is not applicable to the Company.
- xvi (a) The provisions of section 45-IA of the Reserve Bank of India Act, 1934 (2 of 1934) are not applicable to the Company. Accordingly, the requirement to report on clause 3(xvi)(a) of the Order is not applicable to the Company.
- (b) The Company has not conducted any Non-Banking Financial or Housing Finance activities without obtained a valid Certificate of Registration (CoR) from the Reserve Bank of India as per the Reserve Bank of India Act, 1934.
- (c) The Company is not a Core Investment Company as defined in the regulations made by Reserve Bank of India. Accordingly, the requirement to report on clause 3(xvi) of the Order is not applicable to the Company.
- (d) There is no Core Investment Company as a part of the Group, hence, the requirement to report on clause 3(xvi) of the Order is not applicable to the Company.
- xvii The Company has not incurred cash losses in the current financial year and in the immediately preceding financial year.
- xviii There has been no resignation of the statutory auditors during the year and accordingly requirement to report on Clause 3(xviii) of the Order is not applicable to the Company.
- xix On the basis of the financial ratios disclosed in note 33 to the standalone financial statements, ageing and expected dates of realization of financial assets and payment of financial liabilities, other information accompanying the standalone financial statements, our knowledge of the Board of Directors and management plans and based on our examination of the evidence supporting the assumptions, nothing has come to our attention, which causes us to believe that any material uncertainty exists as on the date





# SRBC & CO LLP

Chartered Accountants

of the audit report that Company is not capable of meeting its liabilities existing at the date of balance sheet as and when they fall due within a period of one year from the balance sheet date. We, however, state that this is not an assurance as to the future viability of the Company. We further state that our reporting is based on the facts up to the date of the audit report and we neither give any guarantee nor any assurance that all liabilities falling due within a period of one year from the balance sheet date, will get discharged by the Company as and when they fall due.

xx (a) In respect of other than ongoing projects, there are no unspent amounts that are required to be transferred to a fund specified in Schedule VII of the Companies Act (the Act), in compliance with second proviso to sub section 5 of section 135 of the Act. This matter has been disclosed in note 25 to the standalone financial statements.

(b) There are no unspent amounts in respect of ongoing projects, that are required to be transferred to a special account in compliance of provision of sub section (6) of section 135 of Companies Act. This matter has been disclosed in note 25 to the standalone financial statements.

For SRBC & CO LLP  
Chartered Accountants  
ICAI Firm Registration Number: 324982E/E300003

  
per Sukrut Mehta

Partner

Membership Number: 101974

UDIN: 23101974BGUFPA5275

Place of Signature: Ahmedabad

Date: September 05, 2023



# **S R B C & CO LLP**

Chartered Accountants

**Annexure 2 to the Independent Auditor's report of even date on the standalone financial statements of Veeda Clinical Research Limited (formerly known as Veeda Clinical Research Private Limited).**

**Report on the Internal Financial Controls under Clause (i) of Sub-section 3 of Section 143 of the Companies Act, 2013 ("the Act").**

We have audited the internal financial controls over financial reporting of Veeda Clinical Research Limited (formerly known as Veeda Clinical Research Private Limited) ("the Company") as of March 31, 2023 in conjunction with our audit of the standalone financial statements of the Company for the year ended on that date.

## **Management's Responsibility for Internal Financial Controls**

The Company's Management is responsible for establishing and maintaining internal financial controls based on the internal control over financial reporting criteria established by the Company considering the essential components of internal control stated in the Guidance Note on Audit of Internal Financial Controls Over Financial Reporting issued by the Institute of Chartered Accountants of India ("ICAI"). These responsibilities include the design, implementation and maintenance of adequate internal financial controls that were operating effectively for ensuring the orderly and efficient conduct of its business, including adherence to the Company's policies, the safeguarding of its assets, the prevention and detection of frauds and errors, the accuracy and completeness of the accounting records, and the timely preparation of reliable financial information, as required under the Companies Act, 2013.

## **Auditor's Responsibility**

Our responsibility is to express an opinion on the Company's internal financial controls over financial reporting with reference to these standalone financial statements based on our audit. We conducted our audit in accordance with the Guidance Note on Audit of Internal Financial Controls Over Financial Reporting (the "Guidance Note") and the Standards on Auditing as specified under section 143(10) of the Act, to the extent applicable to an audit of internal financial controls, both issued by ICAI. Those Standards and the Guidance Note require that we comply with ethical requirements and plan and perform the audit to obtain reasonable assurance about whether adequate internal financial controls system with reference to these standalone financial statements was established and maintained and if such controls operated effectively in all material respects.

Our audit involves performing procedures to obtain audit evidence about the adequacy of the internal financial controls system with reference to these standalone financial statements and their operating effectiveness. Our audit of internal financial controls with reference to these standalone financial statements included obtaining an understanding of internal financial controls over financial reporting with reference to these standalone financial statements, assessing the risk that a material weakness exists, and testing and evaluating the design and operating effectiveness of internal control based on the assessed risk. The procedures selected depend on the auditor's judgement, including the assessment of the risks of material misstatement of the standalone financial statements, whether due to fraud or error.

We believe that the audit evidence we have obtained is sufficient and appropriate to provide a basis for our audit opinion on the Company's internal financial controls systems over financial reporting with reference to these standalone financial statements.

## **Meaning of Internal Financial Controls Over Financial Reporting with reference to these standalone financial statements**

A company's internal financial control over financial reporting with reference to these standalone financial statements is a process designed to provide reasonable assurance regarding the reliability of financial reporting and the preparation of standalone financial statements for external purposes in accordance with generally accepted accounting principles. A company's internal financial control over financial reporting with reference to these standalone financial statements



# **S R B C & CO LLP**

Chartered Accountants

includes those policies and procedures that (1) pertain to the maintenance of records that, in reasonable detail, accurately and fairly reflect the transactions and dispositions of the assets of the company; (2) provide reasonable assurance that transactions are recorded as necessary to permit preparation of standalone financial statements in accordance with generally accepted accounting principles, and that receipts and expenditures of the company are being made only in accordance with authorizations of management and directors of the company; and (3) provide reasonable assurance regarding prevention or timely detection of unauthorized acquisition, use, or disposition of the company's assets that could have a material effect on the standalone financial statements.

## **Inherent Limitations of Internal Financial Controls Over Financial Reporting with reference to these standalone financial statements**

Because of the inherent limitations of internal financial controls over financial reporting with reference to these standalone financial statements, including the possibility of collusion or improper management override of controls, material misstatements due to error or fraud may occur and not be detected. Also, projections of any evaluation of the internal financial controls over financial reporting with reference to these standalone financial statements to future periods are subject to the risk that the internal financial control over financial reporting with reference to these standalone financial statements may become inadequate because of changes in conditions, or that the degree of compliance with the policies or procedures may deteriorate.

### **Opinion**

In our opinion, the Company has, in all material respects, an adequate internal financial controls system over financial reporting with reference to these standalone financial statements and such internal financial controls over financial reporting with reference to these standalone financial statements were operating effectively as at March 31, 2023, based on the internal control over financial reporting criteria established by the Company considering the essential components of internal control stated in the Guidance Note issued by ICAI.

For **S R B C & CO LLP**

Chartered Accountants

ICAI Firm Registration Number: 324982E/E300003



per **Sukrut Mehta**

Partner

Membership Number: 101974

UDIN: 23101974BGUFPA5275

Place of Signature: Ahmedabad

Date: September 05, 2023



**Veeda Clinical Research Limited (formerly known as "Veeda Clinical Research Private Limited")**  
**Standalone Balance Sheet as at March 31, 2023**  
 (All amounts in rupees million, unless otherwise stated)

Particulars	Notes	As at March 31, 2023	As at March 31, 2022
<b>I. ASSETS</b>			
<b>Non-current assets</b>			
(a) Property, plant and equipment	3.1	669.13	390.27
(b) Capital work-in-progress	3.3	46.89	88.39
(c) Right of use assets	3.4	355.64	298.47
(d) Other intangible assets	3.2	32.45	8.21
(e) Intangible assets under development	3.3	33.15	13.72
(f) Financial assets			
(i) Investments	4.1	2,131.50	1,651.32
(ii) Loans	4.5	-	22.34
(iii) Other financial assets	4.6	397.32	162.54
(g) Deferred tax assets (net)	20	83.46	67.59
(h) Income tax assets (net)	5	208.82	199.54
(i) Other non-current assets	6	18.02	12.77
<b>Total non-current assets</b>		<b>3,976.38</b>	<b>2,915.16</b>
<b>Current assets</b>			
(a) Inventories	7	48.95	69.94
(b) Financial assets			
(i) Investments	4.1	780.17	1,117.28
(ii) Trade receivables	4.2	711.40	773.92
(iii) Cash and cash equivalents	4.3	333.20	577.16
(iv) Bank balance other than (iii) above	4.4	244.00	29.56
(v) Other financial assets	4.6	374.09	377.03
(c) Other current assets	6	136.39	106.68
<b>Total current assets</b>		<b>2,628.20</b>	<b>3,051.57</b>
<b>Total assets</b>		<b>6,604.58</b>	<b>5,966.73</b>
<b>II. EQUITY AND LIABILITIES</b>			
<b>Equity</b>			
(a) Equity Share capital	8	105.78	105.78
(b) Other equity	9	5,106.02	4,631.85
<b>Total Equity</b>		<b>5,211.80</b>	<b>4,737.63</b>
<b>Liabilities</b>			
<b>Non-current liabilities</b>			
(a) Financial liabilities			
(i) Lease liabilities	31	374.85	305.66
(ii) Other financial liabilities	10.2	0.50	0.50
(b) Provisions	12	53.46	36.19
<b>Total non-current liabilities</b>		<b>428.81</b>	<b>342.35</b>
<b>Current liabilities</b>			
(a) Financial liabilities			
(i) Lease liabilities	31	76.40	72.14
(ii) Trade payables			
(a) total outstanding dues of micro enterprises and small enterprises		25.78	35.50
(b) total outstanding dues of creditors other than micro enterprises and small enterprises	10.1	166.12	179.27
(iii) Other financial liabilities	10.2	156.80	173.20
(b) Other current liabilities	11	524.17	410.61
(c) Provisions	12	14.70	16.03
<b>Total current liabilities</b>		<b>963.97</b>	<b>886.75</b>
<b>Total liabilities</b>		<b>1,392.78</b>	<b>1,229.10</b>
<b>Total equity and liabilities</b>		<b>6,604.58</b>	<b>5,966.73</b>

Summary of significant accounting policies 2.1  
 Summary of significant accounting judgements, estimates and assumptions 2.2  
 The accompanying notes are an integral part of these standalone financial statements.

As per our report of even date  
**For S R B C & Co. LLP**  
 Chartered Accountants  
 ICAI FRN: 324982/E/300003

For and on Behalf of the Board of Directors of  
**Veeda Clinical Research Limited**  
 (formerly known as "Veeda Clinical Research Private Limited")  
 (CIN : U73100GJ2004PLC044023)

per Sukrut Mehta  
 Partner  
 Membership No. 101974

Nitin Deshmukh  
 Chairman  
 DIN: 00060743

Ajay Tandon  
 Managing Director  
 DIN: 02210072

Nirmal Bhatia  
 Company Secretary & CFO  
 ICSI Membership No.12551

Date: September 05, 2023  
 Place: Ahmedabad, India

Date: September 05, 2023  
 Place: Ahmedabad, India Place: Toronto, Canada Place: Ahmedabad, India

**Veeda Clinical Research Limited (formerly known as "Veeda Clinical Research Private Limited")**  
**Statement of Standalone Profit and Loss for the year ended March 31, 2023**  
(All amounts in rupees million, unless otherwise stated)

Sr. No.	Particulars	Notes	Year ended March 31, 2023	Year ended March 31, 2022
(I)	Revenue from operations	13	2,961.53	2,239.31
(II)	Other income	14	91.47	42.27
(III)	<b>Total Income (I+ II)</b>		<b>3,053.00</b>	<b>2,281.58</b>
(IV)	<b>Expenses</b>			
	Cost of material consumed	15	178.10	188.31
	Employee benefit expenses	16	740.51	635.84
	Finance costs	17	53.32	45.75
	Depreciation and amortization expenses	3	211.32	155.30
	Clinical and Analytical research expenses	18	939.53	608.28
	Other expenses	19	559.24	396.08
	<b>Total Expenses (IV)</b>		<b>2,682.02</b>	<b>2,029.56</b>
(V)	<b>Profit before tax (III-IV)</b>		<b>370.98</b>	<b>252.02</b>
(VI)	<b>Tax expense</b>	20		
	(1) Current tax		126.14	74.40
	(2) Adjustment of tax relating to earlier years		0.12	-
	(3) Deferred tax charge / (credit)		(14.80)	(5.69)
	<b>Total tax expense (VI)</b>		<b>111.46</b>	<b>68.71</b>
(VII)	<b>Profit for the year (V-VI)</b>		<b>259.52</b>	<b>183.31</b>
(VIII)	<b>Other comprehensive income (OCI)</b>			
	<b>Items that will not be reclassified to profit or loss in subsequent periods</b>			
	Re-measurement (losses) on defined benefit plans		(4.24)	(0.07)
	Less: Income tax effect on above		1.07	0.02
	<b>Total other comprehensive (loss) for the year (net of tax) (VIII)</b>		<b>(3.17)</b>	<b>(0.05)</b>
(IX)	<b>Total comprehensive income for the year (net of tax) (VII+ VIII)</b>		<b>256.35</b>	<b>183.26</b>
	Earnings per equity share (in Rs.)	22		
	Basic		4.91	3.91
	Diluted		4.90	3.90

Summary of significant accounting policies 2.1  
Summary of significant accounting judgements, estimates and assumptions 2.2  
The accompanying notes are an integral part of these standalone financial statements.

As per our report of even date  
**For S R B C & Co. LLP**  
Chartered Accountants  
ICAI FRN: 324982E/E300003

**For and on Behalf of the Board of Directors of**  
**Veeda Clinical Research Limited**  
(formerly known as "Veeda Clinical Research Private Limited")  
(CIN : U73100GJ2004PLC044023)

  
per Sukrut Mehta  
Partner  
Membership No. 101974

  
Nitin Deshmukh  
Chairman  
DIN: 00060743

  
Ajay Tandon  
Managing Director  
DIN: 02210072

  
Nirmal Bhatia  
Company Secretary & CFO  
ICSI Membership No. 12551

Date: September 05, 2023  
Place: Ahmedabad, India

Date: September 05, 2023  
Place: Ahmedabad, India      Place: Toronto, Canada      Place: Ahmedabad, India



Veeda Clinical Research Limited (formerly known as "Veeda Clinical Research Private Limited")  
Statement of standalone cash flows for the year ended March 31, 2023  
(All amounts in rupees million, unless otherwise stated)

Particulars	For the year ended March 31, 2023	For the year ended March 31, 2022
<b>A Cash flow from operating activities</b>		
Profit before tax	370.98	252.02
Adjustments to reconcile profit before tax to net cash flows		
Depreciation and amortization expense	211.32	155.30
Employee stock option cost	4.80	18.22
Finance cost	53.19	45.75
Bad debts (net of provision) and contract asset written off	13.99	0.52
Impairment provision on financial asset	3.50	-
Loan written off	34.00	-
Gain on fair valuation of call option	(1.41)	(3.90)
Net loss on mark to market of outstanding forward contract	9.36	-
IPO expenses	10.03	14.87
Net interest income	(17.20)	(17.05)
Net gain on sale and remeasurement of mutual fund	(40.13)	(12.85)
Write off / loss on sale of property, plant and equipment (net of gain)	8.90	0.18
Liabilities no longer required written back	(6.11)	(2.15)
Provision for doubtful debts	16.68	9.68
Provision for slow moving and non-moving inventory	23.66	-
Gain on lease termination	(7.48)	(0.34)
Unrealized foreign exchange loss	7.40	0.34
<b>Operating profit before working capital changes</b>	<b>695.48</b>	<b>460.99</b>
<b>Working capital adjustments:</b>		
(Increase)/decrease in trade receivables	48.07	(330.60)
(Increase) in inventories	(2.67)	(13.31)
(Increase)/decrease in financial assets	44.91	(83.97)
(Increase) in other assets	(39.21)	(58.90)
(Decrease)/increase in trade payables	(17.87)	91.75
(Decrease)/increase in other financial liabilities	32.18	(0.68)
Increase in other current liabilities	113.56	175.61
Increase in provisions	11.70	6.02
<b>Cash generated from operation</b>	<b>886.15</b>	<b>246.91</b>
Direct taxes paid (net of refund)	(135.53)	(119.62)
<b>Net cash flow generated from operating activities (A)</b>	<b>750.62</b>	<b>127.29</b>
<b>B Cash flow from investing activities</b>		
Purchase of property, plant and equipment, intangible assets including intangible assets under development and Capital work-in-progress	(462.22)	(124.17)
Proceeds from sale of property, plant and equipment	-	4.82
Interest received	16.19	17.95
(Investment) in fixed deposits	(327.71)	(102.24)
Earmarked balance of share application money pending allotment and utilization	(213.00)	-
Proceeds from redemption of fixed deposits	4.45	-
(Investment in) mutual funds	(38.00)	(799.98)
Proceeds from sale of mutual funds	415.24	227.37
Loan repaid by subsidiary (was an associate till July 16, 2021)	-	233.30
Loan given to joint venture	(12.00)	(23.00)
Loan given repaid by joint venture	-	1.00
(Investment) in optionally convertible redeemable preference shares of subsidiary (was an associate till July 16, 2021)	-	(233.30)
(Investment) in equity shares of subsidiary (was an associate till July 16, 2021)	(450.00)	(620.00)
<b>Net cash flow (used in) investing activities (B)</b>	<b>(1,067.05)</b>	<b>(1,418.25)</b>
<b>C Cash flow from financing activities</b>		
Finance cost paid	(52.43)	(45.75)
Payment of IPO expense (net)	(8.71)	(53.75)
Proceeds from / (Repayment of) short-term borrowing (net)	-	(243.22)
Share issue expenses for fresh issue of shares	(13.02)	(58.86)
Payment of principal portion of lease liability	(57.33)	(57.46)
Dividend paid to CCCPS Class 'A'	-	(120.80)
Proceeds from issue of shares (including securities premium and exercising of ESOPs)	-	2,300.84
Proceeds from share application money pending allotment	213.00	-
<b>Net cash flow generated from financing activities (C)</b>	<b>81.51</b>	<b>1,721.00</b>
<b>Net increase/(decrease) in cash and cash equivalents (A + B + C)</b>	<b>(234.92)</b>	<b>430.04</b>
<b>Effect of exchange differences on translation of foreign currency cash and cash equivalents</b>		
	(9.04)	(2.49)
<b>Cash and cash equivalents at the beginning of the year</b>	<b>577.16</b>	<b>149.61</b>
<b>Cash and cash equivalents at the end of the year</b>	<b>333.20</b>	<b>577.16</b>
<b>Components of cash and cash equivalent</b>		
Balance with banks:		
- On current accounts	332.73	576.17
Cash on hand	0.47	0.99
<b>Total cash and cash equivalents (refer note 4.3)</b>	<b>333.20</b>	<b>577.16</b>



Veada Clinical Research Limited (formerly known as "Veada Clinical Research Private Limited")  
Statement of standalone cash flows for the year ended March 31, 2023  
(All amounts in rupees million, unless otherwise stated)

Notes to statement of cash flows :

1) The Statement of Cash Flows has been prepared under the Indirect method as set out in Ind AS 7 on Statement of Cash Flows notified under Section 133 of the Companies Act, 2013, read together with Paragraph 7 of the Companies (Indian Accounting Standards) Rules 2015 (as amended).

2) Changes in assets and liabilities arising from financing activities:

Particulars	As at April 01, 2022	Cash flows (net)	Others#	As at March 31, 2023
<b>Financing activities</b>				
Lease liabilities				
Total	377.80	(57.33)	130.78	451.25
377.80	(57.33)	130.78	451.25	
Particulars	As at April 01, 2021	Cash flows (net)	Others#	As at March 31, 2022
<b>Financing activities</b>				
Short-term borrowings				
Lease liabilities	243.22	(243.22)	-	-
Total	434.02	(57.46)	1.24	377.80
677.24	(300.68)	1.24	377.80	

# Others in lease liability includes payment of interest on lease liability, addition to lease liability and reduction of lease liability due to termination on account of Ind AS 116.

3) Non-cash financing and investing activities

Particulars	For the year ended March 31, 2023	For the year ended March 31, 2022
Acquisition of right of use assets		
Impairment provision on financial asset	199.36	3.05
Issue of equity share capital for investment in equity shares of Biomedix (refer note 4.1)	3.50	-
	-	750.36

Summary of significant accounting policies

Summary of significant accounting judgements, estimates and assumptions

The accompanying notes are an integral part of these standalone financial statements.

2.1

2.2

As per our report of even date

For S R B C & Co. LLP

Chartered Accountants

ICAI FIRM: 324982E/6-300003

*Sukrut Mehta*  
per Sukrut Mehta  
Partner  
Membership No. 161974

Date: September 05, 2023  
Place: Ahmedabad, India



For and on Behalf of the Board of Directors of  
Veada Clinical Research Limited  
(formerly known as "Veada Clinical Research Private Limited")  
(CIN : U73100GJ2006PLC044023)

*Nitin Deshmukh*  
Nitin Deshmukh  
Chairman  
DIN: 00060743

Date: September 05, 2023  
Place: Ahmedabad, India

*Ajay Tandon*  
Ajay Tandon  
Managing Director  
DIN: 02210072

Place: Toronto, Canada

*Nirmal Bhatia*  
Nirmal Bhatia  
Company Secretary & CFO  
ICSI Membership No. 12551

Place: Ahmedabad, India



**Veeda Clinical Research Limited (formerly known as "Veeda Clinical Research Private Limited")**  
**Statement of Standalone changes in equity for the year ended March 31, 2023**  
 (All amounts in rupees million, unless otherwise stated)

**A) Equity share capital:**

**Issued, subscribed and fully paid up equity shares of Rs. 2 each (Rs. 10 each till June 28, 2021)**

Particulars	Note	No. of shares	Amount
As at March 31, 2021		6,01,196	6.01
Change in Equity Share Capital due to prior period errors		-	-
Issue of equity shares of Rs. 10 face value during the year		76,420	0.76
Preference shares CCCPS Class 'A' of Rs. 10 each converted into equity shares of Rs. 10 face value		93,946	0.94
Split of equity shares of Rs.10 face value to Rs.2 face value		30,86,248	-
Shares issued during the year - bonus issue		4,24,35,910	84.87
Issue of equity shares of Rs. 2 face value during the year	8	62,84,666	12.57
Shares issued under ESOP scheme of Rs 2 face value during the year		3,15,600	0.63
As at March 31, 2022		5,28,93,986	105.78
Change in Equity Share Capital due to prior period errors		-	-
Changes during the year		-	-
As at March 31, 2023		5,28,93,986	105.78

**B) Instruments entirely equity in nature (Compulsory Convertible Cumulative Participatory Preference Share Class 'A' (CCCPS Class 'A'))**

**Issued, Subscribed and fully paid preference shares of Rs. 10 each**

Particulars	Note	No. of shares	Amount
As at March 31, 2021		3,52,29,780	352.30
Change in CCCPS Class 'A' due to prior period errors		-	-
Conversion of preference shares CCCPS class 'A' during the year	8	(3,52,29,780)	(352.30)
As at March 31, 2022		-	-
Change in CCCPS Class 'A' due to prior period errors		-	-
As at March 31, 2023		-	-

**C) Other equity**

Particulars	Share application money pending allotment	Reserves and surplus				Total
		Securities premium	Capital redemption reserve	Share options outstanding reserve	Retained earnings	
Balance as at March 31, 2021	-	452.79	38.84	5.92	841.72	1,339.27
Changes due to accounting policy or prior period errors	-	-	-	-	-	-
Profit for the year (net of taxes)	-	-	-	-	183.31	183.31
Other comprehensive (loss) for the year (net of taxes)	-	-	-	-	(0.05)	(0.05)
Total comprehensive income for the year	-	-	-	-	183.26	183.26
Utilised for payment of dividend to CCCPS Class 'A'	-	-	-	-	(120.80)	(120.80)
Options granted to joint venture during the year (refer note 24 and note 32)	-	-	-	0.05	-	0.05
Share based payments (refer note 32)	-	-	-	18.22	-	18.22
On issue of equity shares during the year	-	3,017.24	-	-	-	3,017.24
On conversion of CCCPS class 'A' into equity shares during the year	-	351.36	-	-	-	351.36
Utilized for issue of bonus equity shares	-	(46.03)	(38.84)	-	-	(84.87)
Utilized towards professional fees expenses on fresh issue of equity shares	-	(71.88)	-	-	-	(71.88)
Balance as at March 31, 2022	-	3,703.48	-	24.19	904.18	4,631.85
Changes due to accounting policy or prior period errors	-	-	-	-	-	-
Profit for the year (net of taxes)	-	-	-	-	259.52	259.52
Other comprehensive (loss) for the year (net of taxes)	-	-	-	-	(3.17)	(3.17)
Total comprehensive income for the year	-	-	-	-	256.35	256.35
Options granted to joint venture during the year (refer note 24 and note 32)	-	-	-	0.02	-	0.02
Share based payments (refer note 32)	-	-	-	4.80	-	4.80
Adjustment on forfeiture of ESOP	-	-	-	(0.64)	0.64	-
Share application money received	213.00	-	-	-	-	213.00
Balance as at March 31, 2023	213.00	3,703.48	-	28.37	1,161.17	5,106.02

Summary of significant accounting policies 2.1

Summary of significant accounting judgements, estimates and assumptions 2.2

The accompanying notes are an integral part of these standalone financial statements.

As per our report of even date

For S R B C & Co. LLP  
 Chartered Accountants  
 ICAI FRN: 324982E/E300003

*Sukrut Mehta*  
 per Sukrut Mehta  
 Partner  
 Membership No. 101974

Date: September 05, 2023  
 Place: Ahmedabad, India



For and on Behalf of the Board of Directors of  
**Veeda Clinical Research Limited**  
 (formerly known as "Veeda Clinical Research Private Limited")  
 (CIN : U73100GJ2004PLC044023)

*Nitin Deshmukh*  
 Nitin Deshmukh  
 Chairman  
 DIN: 00660743

*Ajay Tandon*  
 Ajay Tandon  
 Managing Director  
 DIN: 02210072

*Nirmal Bhatia*  
 Nirmal Bhatia  
 Company Secretary & CFO  
 ICSI Membership No.12551

Date: September 05, 2023  
 Place: Ahmedabad, India

Place: Toronto, Canada

Place: Ahmedabad, India



**Veeda Clinical Research Limited**  
(formerly known as "Veeda Clinical Research Private Limited")  
Notes to Standalone Financial Statements for the year ended March 31, 2023

**1. Corporate information**

Veeda Clinical Research Limited (formerly known as "Veeda Clinical Research Private Limited") ("the Company") is a Company domiciled in India with its registered office at Shivalik Plaza – A, 2nd Floor, Opposite Ahmedabad Management Association, Ambawadi, Ahmedabad, Gujarat – 380015, India. The Company was incorporated on April 23, 2004 under the provisions of the Companies Act applicable in India and is carrying on the business of Clinical Research for various Pharmaceuticals Companies. The Company is a one roof service global CRO specializing in the early clinical development of drugs with state-of-the-art facilities in India. The Company provides a full range of services in phase I and II clinical research with Clinical Data management, delivering expert and cost-effective research solutions to the Pharmaceutical and Biotechnology Industries worldwide. The Company has become a Public Limited Company w.e.f. June 30, 2021 and consequently the name of the Company has changed from Veeda Clinical Research Private Limited to Veeda Clinical Research Limited.

The standalone financial statements were approved for issue in accordance with a resolution of the directors on September 05, 2023.

**2.1 Significant accounting policies**

**(A) Basis of preparation**

The standalone financial statements of the Company have been prepared in accordance with the Indian Accounting Standards ("Ind AS") as prescribed under section 133 of Companies Act, 2013 ("the Act") read with Rule 3 of Companies (Indian Accounting Standards) Rules, 2015 (as amended from time to time) and presentation requirements of Division II of Schedule III to the Act (Ind AS compliant Schedule III, as amended), and other accounting principles generally accepted in India.

The standalone financial statements have been prepared on a historical cost basis, except for certain financial assets and liabilities measured at fair value / amortized cost (Refer note 28).

The standalone financial statements are presented in Indian Rupees (Rs.) and all values are rounded to the nearest Rs. millions, except when otherwise indicated. Figures below Rs. 10,000 has been indicated as "\*" as the same is nullified on conversion of rupees in million.

**(B) Summary of significant accounting policies**

**a. Current versus non-current classification**

The Company presents assets and liabilities in the balance sheet based on current/ non-current classification. An asset is treated as current when it is:

1. Expected to be realized or intended to be sold or consumed in normal operating cycle;
2. Held primarily for the purpose of trading;
3. Expected to be realized within twelve months after the reporting period; or
4. Cash or cash equivalent unless restricted from being exchanged or used to settle a liability for at least twelve months after the reporting period.

All other assets are classified as non-current.

A liability is treated as current when:

1. It is expected to be settled in normal operating cycle;
2. It is held primarily for the purpose of trading;
3. It is due to be settled within twelve months after the reporting period; or



**Veeda Clinical Research Limited**  
(formerly known as “Veeda Clinical Research Private Limited”)  
Notes to Standalone Financial Statements for the year ended March 31, 2023

4. There is no unconditional right to defer the settlement of the liability for at least twelve months after the reporting period.

The Company classifies all other liabilities as non-current.

Deferred tax assets and liabilities are classified as non-current assets and liabilities respectively.

The operating cycle is the time between the acquisition of assets for processing and their realization in cash and cash equivalents. The Company has identified twelve months as its operating cycle.

**b. Foreign currencies**

The Company’s standalone financial statements are presented in Indian Rupees (“Rs.”), which is also its functional currency.

**Transactions and balances**

Transactions in foreign currencies are initially recorded by the Company at its functional currency spot rates on the date the transaction first qualifies for recognition. However, for practical reasons, the Company uses average rate if the average approximates the actual rate at the date of the transaction.

Monetary assets and liabilities denominated in foreign currencies are translated at the functional currency spot rates of exchange at the reporting date.

Exchange differences arising on settlement or translation of monetary items are recognised in the profit and loss. Non-monetary items that are measured in terms of historical cost in a foreign currency are translated using the exchange rates at the dates of the initial transactions. Non-monetary items measured at fair value in a foreign currency are translated using the exchange rates at the date when the fair value is determined. The gain or loss arising on translation of non-monetary items measured at fair value is treated in line with the recognition of the gain or loss on the change in fair value of the item (i.e., translation differences on items whose fair value gain or loss is recognised in OCI or profit and loss are also recognised in OCI or profit and loss, respectively).

**c. Fair value measurement**

The Company measures financial instruments, such as, derivatives at fair value at each balance sheet date. Fair value is the price that would be received to sell an asset or paid to transfer a liability in an orderly transaction between market participants at the measurement date. The fair value measurement is based on the presumption that the transaction to sell the asset or transfer the liability takes place either:

- (i) In the principal market for the asset or liability, or  
(ii) In the absence of a principal market, in the most advantageous market for the asset or liability.

The principal or the most advantageous market must be accessible by the Company. The fair value of an asset or a liability is measured using the assumptions that market participants would use when pricing the asset or liability, assuming that market participants act in their economic best interest.

A fair value measurement of a non-financial asset takes into account a market participant’s ability to generate economic benefits by using the asset in its highest and best use or by selling it to another market participant that would use the asset in its highest and best use.



**Veeda Clinical Research Limited**  
(formerly known as “Veeda Clinical Research Private Limited”)  
Notes to Standalone Financial Statements for the year ended March 31, 2023

The Company uses valuation techniques that are appropriate in the circumstances and for which sufficient data are available to measure fair value, maximising the use of relevant observable inputs and minimising the use of unobservable inputs.

All assets and liabilities for which fair value is measured or disclosed in the standalone financial statements are categorised within the fair value hierarchy, described as follows, based on the lowest level input that is significant to the fair value measurement as a whole:

Level 1 — Quoted (unadjusted) market prices in active markets for identical assets or liabilities

Level 2 — Valuation techniques for which the lowest level input that is significant to the fair value measurement is directly or indirectly observable

Level 3 — Valuation techniques for which the lowest level input that is significant to the fair value measurement is unobservable

For assets and liabilities that are recognised in the standalone financial statements on a recurring basis, the Company determines whether transfers have occurred between levels in the hierarchy by re-assessing categorisation (based on the lowest level input that is significant to the fair value measurement as a whole) at the end of each reporting period.

The management determines the policies and procedures for both recurring fair value measurement and for non-recurring measurement.

At each reporting date, the management analyses the movements in the values of assets and liabilities which are required to be remeasured or re-assessed as per the Company’s accounting policies. For this analysis, the management verifies the major inputs applied in the latest valuation by agreeing the information in the valuation computation to contracts and other relevant documents.

The management also compares the change in the fair value of each asset and liability with relevant external sources to determine whether the change is reasonable.

For the purpose of fair value disclosures, the Company has determined classes of assets and liabilities on the basis of the nature, characteristics and risks of the asset or liability and the level of the fair value hierarchy as explained above.

This note summarises accounting policy for fair value. Other fair value related disclosures are given in the relevant notes.

- (a) Disclosures for valuation methods, significant estimates and assumptions (note 28)
- (b) Quantitative disclosures of fair value measurement hierarchy (note 28)
- (c) Financial instruments (including those carried at amortised cost) (note 28)

**d. Revenue from contract with customer**

Revenue from contracts with customers is recognised when control of the services is transferred to the customer at an amount that reflects the consideration to which the Company expects to be entitled in exchange for those services. The Company has generally concluded that it is the principal in its revenue arrangements because it typically controls the services before transferring them to the customer.

The disclosures of significant accounting judgements, estimates and assumptions relating to revenue from contracts with customers are provided in Note 2.2.



**Veeda Clinical Research Limited**  
(formerly known as “Veeda Clinical Research Private Limited”)  
Notes to Standalone Financial Statements for the year ended March 31, 2023

**Sale of service**

The Company’s contracts with customers include promises to transfer multiple services to a customer. Revenues from customer contracts are considered for recognition and measurement when the contract has been approved, in writing, by the parties to the contract, the parties to contract are committed to perform their respective obligations under the contract, and the contract is legally enforceable. The Company assesses the services promised in a contract and identifies distinct performance obligations in the contract. Revenue from customer contracts are recognized based on these identified distinct performance obligations.

The Company exercise judgement in determining the timing when the performance obligation is satisfied. The Company considers indicators such as how customer consumes benefits as services are rendered or who controls the asset as it is being created or existence of enforceable right to payment for performance to date and alternate use of such product or service, transfer of significant risks and rewards to the customer, acceptance of delivery by the customer, etc.

For the majority of contract performance obligations, the Company has determined that an output method is appropriate measure of progress. Revenue recognition is determined by assessing the performance completed or delivered to date under the terms of the arrangement. The measures utilized to assess progress on the satisfaction of performance are specific to the performance obligation identified in the contract.

**Contract Balances**

**Contract assets**

A contract asset is initially recognised for revenue earned from clinical services because the receipt of consideration is conditional on successful completion of the project. Upon completion of the project and acceptance by the customer, the amount recognised as contract assets is reclassified to trade receivables.

Contract assets are subject to impairment assessment. Refer to accounting policies on impairment of financial assets in section (p) Financial instruments – initial recognition and subsequent measurement.

**Trade receivables**

A receivable is recognised if an amount of consideration that is unconditional (i.e., only the passage of time is required before payment of the consideration is due). Refer to accounting policies of financial assets in section (p) Financial instruments – initial recognition and subsequent measurement.

**Contract liabilities**

A contract liability is recognised if a payment is received or a payment is due (whichever is earlier) from a customer before the Company transfers the related services. Contract liabilities are recognised as revenue when the Company performs under the contract.

**e. Other Income**

Other income is recognised when no significant uncertainty as to its determination or realisation exists.



**f. Taxes**

**Current income tax**

Current income tax assets and liabilities are measured at the amount expected to be recovered from or paid to the taxation authorities. The tax rates and tax laws used to compute the amount are those that are enacted or substantively enacted, at the reporting date in the countries where the Company operates and generates taxable income.

Current income tax relating to items recognised outside profit or loss is recognised outside profit or loss (either in other comprehensive income or in equity). Current tax items are recognised in correlation to the underlying transaction either in OCI or directly in equity. Management periodically evaluates positions taken in the tax returns with respect to situations in which applicable tax regulations are subject to interpretation and considers whether it is probable that a taxation authority will accept an uncertain tax treatment. The Company shall reflect the effect of uncertainty for each uncertain tax treatment by using either most likely method or expected value method, depending on which method predicts better resolution of the treatment.

**Deferred tax**

Deferred tax is provided using the liability method on temporary differences between the tax bases of assets and liabilities and their carrying amounts for financial reporting purposes at the reporting date.

Deferred tax liabilities are recognised for all taxable temporary differences, except:

- i) When the deferred tax liability arises from the initial recognition of goodwill or an asset or liability in a transaction that is not a business combination and, at the time of the transaction, affects neither the accounting profit nor taxable profit or loss; and
- ii) In respect of taxable temporary differences associated with investments in subsidiaries, associates and interests in joint ventures, when the timing of the reversal of the temporary differences can be controlled and it is probable that the temporary differences will not reverse in the foreseeable future.

Deferred tax assets are recognised for all deductible temporary differences, the carry forward of unused tax credits and any unused tax losses. Deferred tax assets are recognised to the extent that it is probable that taxable profit will be available against which the deductible temporary differences, and the carry forward of unused tax credits and unused tax losses can be utilised, except:

- i) When the deferred tax asset relating to the deductible temporary difference arises from the initial recognition of an asset or liability in a transaction that is not a business combination and, at the time of the transaction, affects neither the accounting profit nor taxable profit or loss; and
- ii) In respect of deductible temporary differences associated with investments in subsidiaries, associates and interests in joint ventures, deferred tax assets are recognised only to the extent that it is probable that the temporary differences will reverse in the foreseeable future and taxable profit will be available against which the temporary differences can be utilised.

The carrying amount of deferred tax assets is reviewed at each reporting date and reduced to the extent that it is no longer probable that sufficient taxable profit will be available to allow all or part of the deferred tax asset to be utilised. Unrecognised deferred tax assets are re-assessed at each reporting date and are recognised to the extent that it has become probable that future taxable profits will allow the deferred tax asset to be recovered.



**Veeda Clinical Research Limited**  
(formerly known as “Veeda Clinical Research Private Limited”)  
Notes to Standalone Financial Statements for the year ended March 31, 2023

Deferred tax assets and liabilities are measured at the tax rates that are expected to apply in the year when the asset is realised, or the liability is settled, based on tax rates (and tax laws) that have been enacted or substantively enacted at the reporting date.

Deferred tax relating to items recognised outside profit or loss is recognised outside profit or loss (either in other comprehensive income or in equity). Deferred tax items are recognised in correlation to the underlying transaction either in OCI or directly in equity.

The Company offsets tax assets and liabilities if and only if it has a legally enforceable right to set off deferred tax assets and deferred tax liabilities that relate to income taxes levied by the same tax authority.

**Minimum Alternate Tax (MAT)**

The Company is not eligible for MAT credit entitlement since Company had opted for lower tax rate under section 115BAA of Income Tax Act, 1961 in the earlier year.

**Goods and services tax paid on acquisition of assets or on incurring expenses**

Expenses and assets are recognised net of the amount of Goods and Services tax paid, except:

- i) When the tax incurred on a purchase of assets or services is not recoverable from the taxation authority, in which case, the tax paid is recognised as part of the cost of acquisition of the asset or as part of the expense item, as applicable; and
- ii) When receivables and payables are stated with the amount of tax included.

The net amount of tax recoverable from, or payable to, the taxation authority is included as part of receivables or payables in the balance sheet.

**g. Property, plant, and equipment**

Property, Plant, and equipment are stated at cost, net of accumulated depreciation and accumulated impairment losses, if any. Such cost includes the cost of replacing part of the plant and equipment and borrowing costs for long-term construction projects if the recognition criterias are met. When significant parts of plant and equipment are required to be replaced at intervals, the Company depreciates them separately based on their specific useful lives. Likewise, when a major inspection is performed, its cost is recognised in the carrying amount of the plant and equipment as a replacement if the recognition criterias are satisfied. All other repair and maintenance costs are recognised in the statement of profit and loss as incurred. The present value of the expected cost for the decommissioning of an asset after its use is included in the cost of the respective asset if the recognition criterias for a provision are met.

Capital work in progress is stated at cost, net of accumulated impairment loss, if any. It comprises of the cost of property, plant and equipments that are not yet ready for their intended use as on the date of Balance Sheet.

Depreciation is calculated on a written down value method over the estimated useful lives of the assets as follows:

Assets	Useful lives (in years) prescribed in Schedule II of the companies Act 2013
Plant and machinery	5 to 15
Office equipment	5
Computers and peripherals	3



**Veeda Clinical Research Limited**  
 (formerly known as “Veeda Clinical Research Private Limited”)  
 Notes to Standalone Financial Statements for the year ended March 31, 2023

Furniture & fixtures	10
Vehicles	8

Leasehold improvements are depreciated on straight line basis over the period of lease or useful life, whichever is lower.

An item of property, plant and equipment and any significant part initially recognised is derecognised upon disposal or when no future economic benefits are expected from its use or disposal. Any gain or loss arising on derecognition of the asset (calculated as the difference between the net disposal proceeds and the carrying amount of the asset) is included in the statement of profit and loss when the asset is derecognised.

The residual values, useful lives, and methods of depreciation of property, plant and equipment are reviewed at each financial period end and adjusted prospectively, if appropriate.

**h. Intangible assets**

Intangible assets acquired separately are measured on initial recognition at cost. The cost of intangible assets acquired in a business combination is their fair value as at the date of acquisition. Following initial recognition, intangible assets are carried at cost less any accumulated amortisation and accumulated impairment losses, if any.

Intangible assets are amortised over the useful economic life and assessed for impairment whenever there is an indication that the intangible asset may be impaired. The amortisation period and the amortisation method for an intangible asset are reviewed at least at the end of each reporting period. Changes in the expected useful life or the expected pattern of consumption of future economic benefits embodied in the asset are considered to modify the amortisation period or method, as appropriate, and are treated as changes in accounting estimates. The amortisation expense on intangible assets is recognised in the statement of profit and loss unless such expenditure forms part of carrying value of another asset.

An intangible asset is derecognised upon disposal (i.e., at the date the recipient obtains control) or when no future economic benefits are expected from its use or disposal. Any gain or loss arising upon derecognition of the asset (calculated as the difference between the net disposal proceeds and the carrying amount of the asset) is included in the statement of profit and loss when the asset is derecognised.

A summary of the policies applied to the Company’s intangible assets is as follows:

Intangible assets	Useful lives	Amortisation method used	Internally generated or acquired
Computer software	3 years	Amortised on a straight-line basis over the period of computer software	Acquired

**i. Borrowing costs**

Borrowing costs directly attributable to the acquisition, construction or production of an asset that necessarily takes a substantial period of time to get ready for its intended use or sale are capitalised as part of the cost of the asset. All other borrowing costs are expensed in the period in which they occur. Borrowing costs consist of interest and other costs that an entity incurs in connection with the borrowing of funds. Borrowing cost also includes exchange differences to the extent regarded as an adjustment to the borrowing costs.



**Veeda Clinical Research Limited**  
(formerly known as “Veeda Clinical Research Private Limited”)  
Notes to Standalone Financial Statements for the year ended March 31, 2023

**j. Leases**

The Company assesses at contract inception whether a contract is, or contains, a lease. That is, if the contract conveys the right to control the use of an identified asset for a period of time in exchange for consideration.

**Company as a lessee**

The Company applies a single recognition and measurement approach for all leases, except for short-term leases and leases of low-value assets. The Company recognises lease liabilities to make lease payments and right-of-use assets representing the right to use the underlying assets.

**i) Right-of-use assets**

The Company recognises right-of-use assets at the commencement date of the lease (i.e., the date the underlying asset is available for use). Right-of-use assets are measured at cost, less any accumulated depreciation and impairment losses, and adjusted for any remeasurement of lease liabilities. The cost of right-of-use assets includes the amount of lease liabilities recognised, initial direct costs incurred, and lease payments made at or before the commencement date less any lease incentives received. Right-of-use assets are depreciated on a straight-line basis over the period of the lease term and the estimated useful lives of the assets, whichever is shorter, as follows:

Building - up to 10 years

If ownership of the leased asset transfers to the Company at the end of the lease term or the cost reflects the exercise of a purchase option, depreciation is calculated using the estimated useful life of the asset. The right-of-use assets are also subject to impairment.

**ii) Lease liabilities**

At the commencement date of the lease, the Company recognises lease liabilities measured at the present value of lease payments to be made over the lease term. The lease payments include fixed payments (including in substance fixed payments) less any lease incentives receivable, variable lease payments that depend on an index or a rate, and amounts expected to be paid under residual value guarantees. The lease payments also include the exercise price of a purchase option reasonably certain to be exercised by the Company and payments of penalties for terminating the lease, if the lease term reflects the Company exercising the option to terminate. Variable lease payments that do not depend on an index or a rate are recognised as expenses (unless they are incurred to produce inventories) in the period in which the event or condition that triggers the payment occurs.

In calculating the present value of lease payments, the Company uses its incremental borrowing rate at the lease commencement date because the interest rate implicit in the lease is not readily determinable. After the commencement date, the amount of lease liabilities is increased to reflect the accretion of interest and reduced for the lease payments made. In addition, the carrying amount of lease liabilities is remeasured if there is a modification, a change in the lease term, a change in the lease payments (e.g., changes to future payments resulting from a change in an index or rate used to determine such lease payments) or a change in the assessment of an option to purchase the underlying asset.

**iii) Short-term leases and leases of low-value assets**

The Company applies the short-term lease recognition exemption to its short-term leases of machinery and equipment and office premises. It also applies the lease of low-value assets recognition exemption to leases of office equipment that are considered to be low value. Lease





**Veeda Clinical Research Limited**  
(formerly known as “Veeda Clinical Research Private Limited”)  
Notes to Standalone Financial Statements for the year ended March 31, 2023

payments on short-term leases and leases of low-value assets are recognised as expense on a straight-line basis over the lease term.

**Company as a lessor**

The Company has sub leased certain office premises. Rental income arising is accounted for on a straight-line basis over the lease terms. Contingent rents are recognised as revenue in the period in which they are earned.

**k. Inventories**

Inventories are valued at the lower of cost and net realisable value.

Costs incurred in bringing each product to its present location and condition are accounted for as follows:

Consumables: Cost includes cost of purchase and other costs incurred in bringing the inventories to their present location and condition. Cost is determined on first in, first out basis.

Net realisable value is the estimated selling price in the ordinary course of business, less estimated costs of completion and the estimated costs necessary to make the sale.

Provision for slow moving and non-moving inventory is made considering its expected usage pattern.

**l. Impairment of non-financial assets**

The Company assesses, at each reporting date, whether there is an indication that an asset may be impaired. If any such indication exists or when annual impairment testing for an asset is required, the Company estimates the asset's recoverable amount. An asset's recoverable amount is the higher of an asset's or cash-generating unit's (CGU) fair value less costs of disposal and its value in use. The recoverable amount is determined for an individual asset, unless the asset does not generate cash inflows that are largely independent of those from other assets or groups of assets. When the carrying amount of an asset or CGU exceeds its recoverable amount, the asset is considered as impaired and is written down is reduced to its recoverable amount.

In assessing value in use, the estimated future cash flows are discounted to their present value using a pre-tax discount rate that reflects current market assessments of the time value of money and the risks specific to the asset. In determining fair value less costs of disposal, recent market transactions are taken into account. If no such transactions can be identified, an appropriate valuation model is used. These calculations are corroborated by valuation multiples, quoted share prices for publicly traded companies or other available fair value indicators.

The Company bases its impairment calculation on detailed budgets and forecast calculations, which are prepared separately for each of the Company's CGUs to which the individual assets are allocated. These budgets and forecast calculations generally cover a period of five years. For longer periods, a long-term growth rate is calculated and applied to project future cash flows after the fifth year. To estimate cash flow projections beyond periods covered by the most recent budgets/forecasts, the Company extrapolates cash flow projections in the budget using a steady or declining growth rate for subsequent years, unless an increasing rate can be justified. In any case, this growth rate does not exceed the long-term average growth rate for the products, industries, or country or countries in which the Company operates, or for the market in which the asset is used.

Impairment losses of continuing operations, including impairment on inventories, are recognised in the statement of profit and loss, except for properties previously revalued with the revaluation



**Veeda Clinical Research Limited**  
**(formerly known as “Veeda Clinical Research Private Limited”)**  
**Notes to Standalone Financial Statements for the year ended March 31, 2023**

surplus taken to OCI. For such properties, the impairment is recognised in OCI up to the amount of any previous revaluation surplus.

An assessment is made at each reporting date to determine whether there is an indication that previously recognised impairment losses no longer exist or have decreased. If any such indication exists, the Company estimates the asset's or CGU's recoverable amount. A previously recognised impairment loss is reversed only if there has been a change in the assumptions used to determine the asset's recoverable amount since the last impairment loss was recognised. The reversal is limited so that the carrying amount of the asset does not exceed its recoverable amount, nor exceed the carrying amount that would have been determined, net of depreciation, had no impairment loss been recognised for the asset in prior years. Such reversal is recognised in the statement of profit and loss unless the asset is carried at a revalued amount, in which case, the reversal is treated as a revaluation increase.

Impairment is determined for goodwill by assessing the recoverable amount of each CGU (or Company of CGUs) to which the goodwill relates. When the recoverable amount of the CGU is less than its carrying amount, an impairment loss is recognised. Impairment losses relating to goodwill cannot be reversed in future periods.

**m. Provisions**

**General**

Provisions are recognised when the Company has a present obligation (legal or constructive) and as a result of a past event, it is probable that an outflow of resources embodying economic benefits will be required to settle the obligation and a reliable estimate can be made of the amount of the obligation. When the Company expects some or all of a provision to be reimbursed, for example, under an insurance contract, the reimbursement is recognised as a separate asset, but only when the reimbursement is virtually certain. The expense relating to a provision is presented in the statement of profit and loss net of reimbursement, if any.

If the effect of the time value of money is material, provisions are discounted using a current pre-tax rate that reflects, when appropriate, the risks specific to the liability. When discounting is used, the increase in the provision due to the passage of time is recognised as a finance cost.

**n. Retirement and other employee benefits**

Retirement benefit in the form of contribution towards provident fund and employee state insurance scheme (ESIC) is a defined contribution scheme. The Company has no obligation, other than the contribution payable to the provident fund and ESIC. The Company recognizes contribution payable to the provident fund and ESIC as an expense, when an employee renders the related service.

The Company operates a defined benefit gratuity plan in India, which requires contributions to be made to a separately administered fund. The cost of providing benefits under the defined benefit plan is determined using the projected unit credit method.

Remeasurements, comprising of actuarial gains and losses, the effect of the asset ceiling, excluding amounts included in net interest on the net defined benefit liability and the return on plan assets (excluding amounts included in net interest on the net defined benefit liability), are recognised immediately in the balance sheet with a corresponding debit or credit to retained earnings through OCI in the period in which they occur. Remeasurements are not reclassified to profit or loss in subsequent periods.



**Veeda Clinical Research Limited**  
(formerly known as “Veeda Clinical Research Private Limited”)  
Notes to Standalone Financial Statements for the year ended March 31, 2023

Past service costs are recognised in the statement of profit and loss on the earlier of:

- i) The date of the plan amendment or curtailment; and
- ii) The date on which the Company recognises related restructuring costs.

Net interest is calculated by applying the discount rate to the net defined benefit liability or asset. The Company recognises the following changes in the net defined benefit obligation as an expense in the standalone statement of profit and loss:

- i) Service costs comprising current service costs, past-service costs, gains and losses on curtailments and non-routine settlements; and
- ii) Net interest expense or income.

Accumulated leave, which is expected to be utilized within the next twelve months, is treated as short-term employee benefit. The Company measures the expected cost of such absences as the additional amount that it expects to pay as a result of the unused entitlement that has accumulated at the reporting date. The Company recognizes expected cost of short-term employee benefit as an expense when an employee renders the related service.

The Company treats accumulated leave expected to be carried forward beyond twelve months, as long-term employee benefit for measurement purposes. Such long-term compensated absences are provided for based on the actuarial valuation using the projected unit credit method at the reporting date. Actuarial gains/losses are immediately taken to the statement of profit and loss and are not deferred. The obligations are presented as current liabilities in the balance sheet if the entity does not have an unconditional right to defer the settlement for at least twelve months after the reporting date.

**o. Share-based payments**

The Company initially measures the cost of cash-settled transactions with employees using Black-Scholes model to determine the fair value of the liability incurred. Estimating fair value for share-based payment transactions requires determination of the most appropriate valuation model, which is dependent on the terms and conditions of the grant. This estimate also requires determination of the most appropriate inputs to the valuation model including the expected life of the share option, volatility and dividend yield and making assumptions about them. For cash-settled share-based payment transactions, the liability needs to be remeasured at the end of each reporting period up to the date of settlement, with any changes in fair value recognised in the profit and loss. This requires a reassessment of the estimates used at the end of each reporting period. For the measurement of the fair value of equity-settled transactions with employees at the grant date, the Company uses Black-Scholes model for Veeda Employees Stock Option Plan 2019 (VESP). The assumptions and models used for estimating fair value for share-based payment transactions are disclosed in note 32.

**p. Financial instruments**

A financial instrument is any contract that gives rise to a financial asset of one entity and a financial liability or equity instrument of another entity.

**Financial assets**

*Initial recognition and measurement*

Financial assets are classified, at initial recognition, as subsequently measured at amortised cost, fair value through other comprehensive income (OCI), and fair value through profit and loss.



**Veeda Clinical Research Limited**  
**(formerly known as “Veeda Clinical Research Private Limited”)**  
**Notes to Standalone Financial Statements for the year ended March 31, 2023**

The classification of financial assets at initial recognition depends on the financial asset’s contractual cash flow characteristics and the Company’s business model for managing them. With the exception of trade receivables that do not contain a significant financing component or for which the Company has applied the practical expedient, the Company initially measures a financial asset at its fair value plus, in the case of a financial asset not at fair value through profit and loss, transaction costs. Trade receivables that do not contain a significant financing component or for which the Company has applied the practical expedient are measured at the transaction price determined under Ind AS 115.

In order for a financial asset to be classified and measured at amortised cost or fair value through OCI, it needs to give rise to cash flows that are ‘solely payments of principal and interest (SPPI)’ on the principal amount outstanding. This assessment is referred to as the SPPI test and is performed at an instrument level. Financial assets with cash flows that are not SPPI are classified and measured at fair value through profit or loss, irrespective of the business model.

The Company’s business model for managing financial assets refers to how it manages its financial assets in order to generate cash flows. The business model determines whether cash flows will result from collecting contractual cash flows, selling the financial assets or both. Financial assets classified and measured at amortised cost are held within a business model with the objective to hold financial assets in order to collect contractual cash flows while financial assets classified and measured at fair value through OCI are held within a business model with the objective of both holding to collect contractual cash flows and selling.

Purchases or sales of financial assets that require delivery of assets within a time frame established by regulation or convention in the market place (regular way trades) are recognised on the trade date, i.e., the date that the Company commits to purchase or sell the asset.

***Subsequent measurement***

For purposes of subsequent measurement, financial assets are classified in four categories:

- i) Financial assets at amortised cost (debt instruments)
- ii) Financial assets at fair value through other comprehensive income (FVTOCI) with recycling of cumulative gains and losses (debt instruments)
- iii) Financial assets designated at fair value through OCI with no recycling of cumulative gains and losses upon derecognition (equity instruments)
- iv) Financial assets at fair value through profit and loss (FVTPL)

***Financial assets at amortised cost (debt instruments)***

A ‘financial asset’ is measured at the amortised cost if both the following conditions are met:

- i) The asset is held within a business model whose objective is to hold assets for collecting contractual cash flows; and
- ii) Contractual terms of the asset give rise on specified dates to cash flows that are solely payments of principal and interest (SPPI) on the principal amount outstanding.

This category is the most relevant to the Company. After initial measurement, such financial assets are subsequently measured at amortised cost using the effective interest rate (EIR) method. Amortised cost is calculated by taking into account any discount or premium on acquisition and fees or costs that are an integral part of the EIR. The EIR amortisation is included in finance income in the profit and loss. The losses arising from impairment are recognised in the statement of profit and loss. The Company’s financial assets at amortised cost includes trade receivables, other receivables and loans.



**Veeda Clinical Research Limited**  
(formerly known as “Veeda Clinical Research Private Limited”)  
Notes to Standalone Financial Statements for the year ended March 31, 2023

***Financial assets at fair value through profit and loss***

Financial assets at fair value through profit and loss are carried in the balance sheet at fair value with net changes in fair value recognised in the statement of profit and loss.

This category includes investment in mutual funds and call option on non-controlling interest of subsidiary company.

**Derivatives and hedging activities**

The Company enters derivatives like forwards contracts to hedge its foreign currency risks. Derivatives are initially recognised at fair value on the date a derivative contract is entered into and are subsequently marked to market at the end of each reporting period with profit / loss being recognised in statement of profit and loss. Further, the Company has also entered into call options in respect of its investment in its subsidiary which are initially recognised at fair value with subsequent changes in fair value recognised in the statement of profit and loss. Derivative assets / liabilities are classified under “other financial assets / other financial liabilities”. Profits and losses arising from cancellation of contracts are recognised in the statement of profit and loss.

**Embedded Derivatives**

A derivative embedded in a hybrid contract, with a financial liability or non-financial host, is separated from the host and accounted for as a separate derivative if: the economic characteristics and risks are not closely related to the host; a separate instrument with the same terms as the embedded derivative would meet the definition of a derivative; and the hybrid contract is not measured at fair value through profit and loss. Embedded derivatives are measured at fair value with changes in fair value recognised in statement of profit and loss. Reassessment only occurs if there is either a change in the terms of the contract that significantly modifies the cash flows that would otherwise be required or a reclassification of a financial asset out of the fair value through profit and loss category.

***Derecognition***

A financial asset (or, where applicable, a part of a financial asset or part of a Company of similar financial assets) is primarily derecognised (i.e., removed from the Company’s standalone balance sheet) when:

- i) The rights to receive cash flows from the asset have expired, or
- ii) The Company has transferred its rights to receive cash flows from the asset or has assumed an obligation to pay the received cash flows in full without material delay to a third party under a ‘pass-through’ arrangement; and either (a) the Company has transferred substantially all the risks and rewards of the asset, or (b) the Company has neither transferred nor retained substantially all the risks and rewards of the asset but has transferred control of the asset.

When the Company has transferred its rights to receive cash flows from an asset or has entered into a pass-through arrangement, it evaluates if and to what extent it has retained the risks and rewards of ownership. When it has neither transferred nor retained substantially all of the risks and rewards of the asset, nor transferred control of the asset, the Company continues to recognise the transferred asset to the extent of the Company’s continuing involvement. In that case, the Company also recognises an associated liability. The transferred asset and the associated liability are measured on a basis that reflects the rights and obligations that the Company has retained.

Continuing involvement that takes the form of a guarantee over the transferred asset is measured at the lower of the original carrying amount of the asset and the maximum amount of consideration that the Company could be required to repay.



### *Impairment of financial assets*

In accordance with Ind AS 109, the Company applies expected credit loss ('ECL') model for measurement and recognition of impairment loss. For trade receivables and contract assets, the Company applies a simplified approach in calculating ECLs. Therefore, the Company does not track changes in credit risk, but instead recognises a loss allowance based on lifetime ECLs at each reporting date. The Company has established a provision matrix that is based on its historical credit loss experience, adjusted for forward-looking factors specific to the debtors and the economic environment.

ECLs are recognised in two stages. For credit exposures for which there has not been a significant increase in credit risk since initial recognition, ECLs are provided for credit losses that result from default events that are possible within the next twelve months (a twelve month ECL). For those credit exposures for which there has been a significant increase in credit risk since initial recognition, a loss allowance is required for credit losses expected over the remaining life of the exposure, irrespective of the timing of the default (i.e., a lifetime ECL).

### **Investment in Subsidiaries, Jointly Controlled Entities, Associates**

Investment in Subsidiaries, Joint Controlled Entities and Associates are measured at cost less impairment in accordance with Ind AS 27 “Separate Financial Statements”.

### **Financial liabilities**

#### *Initial recognition and measurement*

Financial liabilities are classified, at initial recognition, as financial liabilities at fair value through profit and loss, loans and borrowings, payables, or as derivatives designated as hedging instruments in an effective hedge, as appropriate.

All financial liabilities are recognised initially at fair value and, in the case of loans and borrowings and payables, net of directly attributable transaction costs.

The Company’s financial liabilities include trade and other payables, loans and borrowings including bank overdrafts, financial guarantee contracts and derivative financial instruments.

#### **Subsequent measurement**

For purposes of subsequent measurement, financial liabilities are classified in two categories:

- i) Financial liabilities at fair value through profit and loss
- ii) Financial liabilities at amortised cost (loans and borrowings)

#### *Financial liabilities at fair value through profit and loss*

Financial liabilities at fair value through profit and loss include financial liabilities held for trading and financial liabilities designated upon initial recognition as at fair value through profit and loss.

Financial liabilities are classified as held for trading if they are incurred for the purpose of repurchasing in the near term. This category also includes derivative financial instruments entered into by the Company that are not designated as hedging instruments in hedge relationships as defined by Ind AS 109. Separated embedded derivatives are also classified as held for trading unless they are designated as effective hedging instruments.

Gains or losses on liabilities held for trading are recognised in the profit and loss.



**Veeda Clinical Research Limited**  
**(formerly known as “Veeda Clinical Research Private Limited”)**  
**Notes to Standalone Financial Statements for the year ended March 31, 2023**

Financial liabilities designated upon initial recognition at fair value through profit and loss are designated as such at the initial date of recognition, and only if the criterias as specified in Ind AS 109 are satisfied. For liabilities designated as FVTPL, fair value gains / losses attributable to changes in own credit risk are recognized in OCI. These gains / losses are not subsequently transferred to statement of profit and loss. However, the Company may transfer the cumulative gain or loss within equity. All other changes in fair value of such liability are recognised in the profit and loss. The Company has not designated any financial liability as at fair value through profit and loss.

***Financial liabilities at amortised cost (Loans and borrowings)***

This is the category most relevant to the Company. After initial recognition, interest-bearing loans and borrowings are subsequently measured at amortised cost using the EIR method. Gains and losses are recognised in statement of profit and loss when the liabilities are derecognised as well as through the EIR amortisation process.

Amortised cost is calculated by taking into account any discount or premium on acquisition and fees or costs that are an integral part of the EIR. The EIR amortisation is included as finance costs in the statement of profit and loss.

This category generally applies to borrowings.

***Derecognition***

A financial liability is derecognised when the obligation under the liability is discharged or cancelled or expires. When an existing financial liability is replaced by another from the same lender on substantially different terms, or the terms of an existing liability are substantially modified, such an exchange or modification is treated as the derecognition of the original liability and the recognition of a new liability. The difference in the respective carrying amount is recognised in the statement of profit and loss.

***Offsetting of financial instruments***

Financial assets and financial liabilities are offset and the net amount is reported in the standalone balance sheet if there is a currently enforceable legal right to offset the recognised amounts and there is an intention to settle on a net basis, to realise the assets and settle the liabilities simultaneously.

**q. Convertible preference shares**

Convertible preference shares are separated into liability and equity components based on the terms of the contract.

On issuance of the convertible preference shares, the fair value of the liability component is determined using a market rate for an equivalent non-convertible instrument. This amount is classified as a financial liability measured at amortised cost (net of transaction costs) until it is extinguished on conversion or redemption.

The remainder of the proceeds is allocated to the conversion option that is recognised and included in equity since conversion option meets Ind AS 32 criteria for fixed to fixed classification. Transaction costs are deducted from equity, net of associated income tax. The carrying amount of the conversion option is not remeasured in subsequent years.



**Veeda Clinical Research Limited**  
(formerly known as “Veeda Clinical Research Private Limited”)  
Notes to Standalone Financial Statements for the year ended March 31, 2023

Transaction costs are apportioned between the liability and equity components of the convertible preference shares based on the allocation of proceeds to the liability and equity components when the instruments are initially recognised.

**r. Cash and cash equivalents**

Cash and cash equivalent in the balance sheet comprise cash at banks and on hand and short-term deposits with an original maturity of three months or less that are readily convertible to a known amount of cash and subject to an insignificant risk of changes in value.

For the purpose of the statement of standalone cash flows, cash and cash equivalents consist of cash and short-term deposits, as defined above, net of outstanding bank overdrafts as they are considered an integral part of the Company’s cash management.

**s. Earnings per share**

Basic earnings per share is calculated by dividing the net profit or loss attributable to equity holders of parent Company (after deducting preference dividends and attributable taxes) by the weighted average number of equity shares outstanding during the period.

For the purpose of calculating diluted earnings per share, the net profit or loss for the period attributable to equity shareholders of the parent Company and the weighted average number of shares outstanding during the period are adjusted for the effects of all dilutive potential equity shares.

**2.2 Significant accounting judgements, estimates and assumptions**

The preparation of the Company’s standalone financial statements requires management to make judgements, estimates and assumptions that affect the reported amounts of revenues, expenses, assets and liabilities, and the accompanying disclosures, and the disclosure of contingent liabilities. Uncertainty about these assumptions and estimates could result in outcomes that require a material adjustment to the carrying amount of assets or liabilities affected in future periods.

Other disclosures relating to the Company’s exposure to risks and uncertainties includes:

- i) Capital management note 30
- ii) Financial risk management objectives and policies note 29
- iii) Sensitivity analyses disclosures note 29

**Judgements**

In the process of applying the Company’s accounting policies, management has made the following judgements, which have the most significant effect on the amounts recognised in the standalone financial statements:

**Determining the lease term of contracts with renewal and termination options – Company as a lessee**

The Company determines the lease term as the non-cancellable term of the lease, together with any periods covered by an option to extend the lease if it is reasonably certain to be exercised, or any periods covered by an option to terminate the lease, if it is reasonably certain not to be exercised.

The Company has several lease contracts that include extension and termination options. The Company applies judgement in evaluating whether it is reasonably certain whether or not to exercise the option to renew or terminate the lease. That is, it considers all relevant factors that create an economic incentive for it to exercise either the renewal or termination. After the





**Veeda Clinical Research Limited**  
**(formerly known as “Veeda Clinical Research Private Limited”)**  
**Notes to Standalone Financial Statements for the year ended March 31, 2023**

commencement date, the Company reassesses the lease term if there is a significant event or change in circumstances that is within its control and affects its ability to exercise or not to exercise the option to renew or to terminate (e.g., construction of significant leasehold improvements, significant customisation to the leased asset, etc.).

**Estimates and assumptions**

The key assumptions concerning the future and other key sources of estimation uncertainty at the reporting date, that have a significant risk of causing a material adjustment to the carrying amounts of assets and liabilities within the next financial year, are described below. The Company based its assumptions and estimates on parameters available when the standalone financial statements were prepared. Existing circumstances and assumptions about future developments, however, may change due to market changes or circumstances arising that are beyond the control of the Company. Such changes are reflected in the assumptions when they occur.

**Share-based payments**

While estimating fair value for share-based payment transactions with the employees at grant date, the Company uses a Discounted Cash Flow (DCF) model for employee stock option plan. The assumption and models used for estimating fair value for share based payment transactions are disclosed in note 32.

**Defined benefit plans (gratuity benefits)**

The cost of the defined benefit gratuity plan and other post-employment medical benefits and the present value of the gratuity obligation are determined using actuarial valuations. An actuarial valuation involves making various assumptions that may differ from actual developments in the future. These include the determination of the discount rate; future salary increases and mortality rates. Due to the complexities involved in the valuation and its long-term nature, a defined benefit obligation is highly sensitive to changes in these assumptions. All assumptions are reviewed at each reporting date.

**Fair value measurement of financial instruments**

When the fair values of financial assets and financial liabilities recorded in the balance sheet cannot be measured based on quoted prices in active markets, their fair value is measured using valuation techniques including the DCF model. The inputs to these models are taken from observable markets where possible, but where this is not feasible, a degree of judgement is required in establishing fair values. Judgements include consideration of inputs such as liquidity risk, credit risk and volatility. Changes in assumptions about these factors could affect the reported fair value of financial instruments.

**Leases - Estimating the incremental borrowing rate**

The Company cannot readily determine the interest rate implicit in the lease, therefore, it uses its incremental borrowing rate (IBR) to measure lease liabilities. The IBR is the rate of interest that the Company would have to pay to borrow over a similar term, and with a similar security, the funds necessary to obtain an asset of a similar value to the right-of-use asset in a similar economic environment. The IBR therefore reflects what the Company ‘would have to pay’, which requires estimation when no observable rates are available or when they need to be adjusted to reflect the terms and conditions of the lease. The Company estimates the IBR using observable inputs (such as market interest rates).



**Veeda Clinical Research Limited**  
**(formerly known as “Veeda Clinical Research Private Limited”)**  
**Notes to Standalone Financial Statements for the year ended March 31, 2023**

**Standards notified but not yet effective**

The amendments to standards that are issued, but not yet effective, up to the date of issuance of the Company’s standalone financial statements are disclosed below. The Company intends to adopt these standards, if applicable, as and when they become effective. The Ministry of Corporate affairs (MCA) has notified certain amendments to Ind AS, through Companies (Indian Accounting Standards) Amendment Rules, 2023 on March 31, 2023. The amendments have been made in the following standards:

Ind AS 1: Presentation of Financial Statements is amended to replace the term “significant accounting policies” with “material accounting policy information” and providing guidance relating to immaterial transactions, disclosure of entity specific transactions and more.

Ind AS 8: Accounting Policies, Changes in Accounting Estimates and Errors to include the definition of accounting estimates as “monetary amounts in financial statements that are subject to measurement uncertainty.”

Ind AS 12: Income Taxes relating to initial recognition exemption of deferred tax related to assets and liabilities arising from a single transaction.

These amendments shall come into force with effect from April 01, 2023. The Company is assessing the potential effect of the amendments on its financial statements. The Company will adopt these amendments, if applicable, from applicability date.



3 Property, plant and equipment, Other Intangible assets, Capital work-in-progress, Intangible assets under development and Right of use assets as at March 31, 2023

Particulars	GROSS BLOCK			ACCUMULATED DEPRECIATION			NET BLOCK	
	Opening balance as at April 01, 2022	Addition	Deduction	Closing balance as at March 31, 2023	Change for the year	On deduction	As at March 31, 2023	As at March 31, 2022
<b>3.1 Property, plant and equipment</b>								
Leasehold improvements	114.34	76.26	0.68	189.92	37.18	0.16	131.32	77.16
Plant and machinery	433.18	255.74	8.43	680.49	172.34	4.65	443.85	260.84
Office equipment	18.60	19.62	1.11	37.11	11.07	0.47	15.49	7.53
Computers	40.45	26.93	2.23	65.15	24.12	0.50	27.61	16.33
Furniture and fixtures	45.37	22.00	2.68	64.69	21.76	0.46	37.45	23.61
Vehicles	6.86	4.89	*	11.75	2.06	-	7.28	4.80
<b>Total</b>	<b>658.80</b>	<b>405.44</b>	<b>15.13</b>	<b>1,049.11</b>	<b>268.53</b>	<b>6.24</b>	<b>669.13</b>	<b>390.27</b>
<b>3.2 Intangible assets</b>								
Computer software	19.77	31.61	-	51.38	11.56	-	32.45	8.21
<b>Total</b>	<b>19.77</b>	<b>31.61</b>	<b>-</b>	<b>51.38</b>	<b>11.56</b>	<b>-</b>	<b>32.45</b>	<b>8.21</b>

\* Figure nullified in conversion of Rupees in millions.

3.3 Capital work-in-progress and Intangible assets under development

Particulars	Capital work-in-progress		Intangible assets under development		Total
	Cost	As at March 31, 2022	As at March 31, 2023	As at March 31, 2022	
As at March 31, 2022		89.39	13.72	102.11	
Addition		312.31	23.16	336.47	
Capitalization		354.81	2.19	357.00	
Deletion		-	1.54	1.54	
As at March 31, 2023		46.89	33.15	80.04	

CWIP Ageing Schedule as at March 31, 2023

Project in progress	Amount in CWIP for a period of			Total
	Less than 1 year	1-2 years	More than 3 years	
	46.89	-	-	46.89

Intangible assets under development (IAUD) ageing Schedule as at March 31, 2023

Project in progress	Amount in IAUD for a period of			Total
	Less than 1 year	1-2 years	More than 3 years	
	20.95	5.43	5.08	33.15

Project completion schedule for overdue projects as at March 31, 2023

Project in progress (refer note below)	To be completed in		
	Less than 1 year	1-2 years	More than 3 years
	15.27	-	-

Note:

The project of development of erenos software was started in March 2017 and was planned to be completed by May 2018. The said software is a customized software which is being developed by the third party vendor. There has been delay in this project on account of customization requirement of the Company, resignation of employee who was handling the said project from the Company's side. The delay was also on account of COVID-19 from March 2020 onwards. The project is now on track and has been capitalized in June 2023.

Particulars	GROSS BLOCK			DEPRECIATION			NET BLOCK	
	Opening balance as at April 01, 2022	Addition	Termination during the year	Closing balance as at March 31, 2023	Charge for the year	On termination	As at March 31, 2023	As at March 31, 2022
<b>3.4 Right of use assets (refer note 31)</b>								
Office premises	479.06	199.36	72.76	605.66	86.27	16.84	355.64	298.47
<b>Total</b>	<b>479.06</b>	<b>199.36</b>	<b>72.76</b>	<b>605.66</b>	<b>86.27</b>	<b>16.84</b>	<b>355.64</b>	<b>298.47</b>

Notes:

- The company has elected to continue with the carrying value as at April 01, 2019, i.e., date of transition to Ind AS under previous GAAP for all the items of Property, plant and equipments and Other intangible assets as its deemed cost.
- Capital work-in-progress as at March 31, 2023 is Rs. 46.89 million (March 31, 2022: Rs. 88.39 million) comprises expenditure for the property, plant and equipment which are under development and not yet put for use. There are no projects overdue in terms of timelines and budget as at March 31, 2023.
- Intangible assets under development as at March 31, 2023 is Rs. 33.15 million (March 31, 2022: Rs. 13.72 million) comprise expenditure for the development of software.
- Subsequent to the year end, the members in their meeting held on July 18, 2023 approved purchase of Biopharma division from the subsidiary company, Bioinsides India Private Limited.
- Subsequent to the year end, the members in their meeting held on July 18, 2023 approved purchase of biosimilar and biopharmaceutical business division from the joint venture company Ingenuity Biosciences Private Limited.



3 Property, plant and equipment, Other Intangible assets, Capital work-in-progress, Intangible assets under development and Right of use assets as at March 31, 2022

Particulars	GROSS BLOCK			ACCUMULATED DEPRECIATION			NET BLOCK	
	Opening balance as at April 01, 2021	Addition	Deduction	Closing balance as at March 31, 2022	Change for the year	On deduction	Closing balance as at March 31, 2022	As at March 31, 2021
<b>3.1 Property, plant and equipment</b>								
Leasehold improvements	92.25	22.59	0.50	114.34	14.97	-	37.18	77.16
Plant and machinery	381.77	56.31	4.90	433.18	50.87	1.10	172.34	260.84
Office equipment	14.25	4.63	0.28	18.60	3.83	0.02	11.07	7.53
Computers	29.19	11.54	0.28	40.45	7.88	0.03	24.12	16.33
Furniture and fixtures	40.17	5.39	0.19	45.37	6.91	0.01	21.76	23.61
Vehicles	2.92	3.94	-	6.86	0.72	-	2.06	4.80
<b>Total</b>	<b>560.55</b>	<b>104.40</b>	<b>6.15</b>	<b>658.80</b>	<b>85.18</b>	<b>1.16</b>	<b>268.53</b>	<b>390.27</b>
<b>3.2 Intangible assets</b>								
Computer software	12.06	7.71	-	19.77	3.96	-	11.56	8.21
<b>Total</b>	<b>12.06</b>	<b>7.71</b>	<b>-</b>	<b>19.77</b>	<b>3.96</b>	<b>-</b>	<b>11.56</b>	<b>4.46</b>

3.3 Capital work-in-progress and Intangible assets under development

Particulars	Capital work-in-progress		Intangible assets under development		Total
	As at March 31, 2021	Addition	As at March 31, 2021	Addition	
Cost					
As at March 31, 2021	4.59	6.74	6.74	11.33	11.33
Addition	(29.31)	6.98	136.29	-	136.29
Capitalization	-	-	45.51	-	45.51
As at March 31, 2022	<b>88.39</b>	<b>13.72</b>	<b>102.11</b>	<b>-</b>	<b>102.11</b>

CWIP Ageing Schedule as at March 31, 2022

Project in progress	Amount in CWIP for a period of			Total
	Less than 1 year	1-2 years	2-3 years	
Project in progress	88.39	-	-	88.39

Intangible assets under development (IAUD) ageing Schedule as at March 31, 2022

Intangible assets under development	Amount in IAUD for a period of			Total
	Less than 1 year	1-2 years	2-3 years	
Project in progress	6.98	1.66	1.82	13.72

Project completion schedule for overdue projects as at March 31, 2022

Intangible assets under development	To be completed in		
	Less than 1 year	1-2 years	2-3 years
Project in progress (refer note below)	-	12.18	-

Note:

The project of development of Cronos software was started in March 2017 and was planned to be completed by May 2018. The said software is a customized software which is being developed by the third party vendor. There has been delay in this project on account of customization requirement of the Company, resignation of employees who was handling the said project from the Company's side. The delay was also on account of COVID-19 from March 2020 onwards.

Particulars	GROSS BLOCK			DEPRECIATION			NET BLOCK	
	Opening balance as at April 01, 2021	Addition	Termination during the year	Closing balance as at March 31, 2022	Charge for the year	On termination	Closing balance as at March 31, 2022	As at March 31, 2021
<b>3.4 Right of use assets (refer note 31)</b>								
Office premises	478.07	3.05	2.06	479.06	66.16	0.55	180.59	298.47
<b>Total</b>	<b>478.07</b>	<b>3.05</b>	<b>2.06</b>	<b>479.06</b>	<b>66.16</b>	<b>0.55</b>	<b>180.59</b>	<b>298.47</b>

Notes:

- (i) The company has elected to continue with the carrying values as at April 01, 2019 i.e. date of transition to Ind AS under previous GAAP for all the items of Property, plant and equipments and Other intangible assets as its deemed cost.
- (ii) Capital work-in-progress as at March 31, 2022 is Rs. 88.39 million (March 31, 2021: Rs. 4.59 million) comprises expenditure for the property, plant and equipment which are under development and right of use.
- (iii) Intangible assets under development as at March 31, 2022 is Rs. 13.72 million (March 31, 2021: Rs. 6.74 million) comprise expenditure for the development of software.



4 Financial assets

4.1 Investments

Particulars	As at March 31, 2023	As at March 31, 2022
<b>Non-current</b>		
<b>Investment in equity shares of subsidiary (carried at cost) (Unquoted)</b>		
6,421,306 (March 31, 2022: 5,364,804) fully paid equity shares of Bioneeds India Private Limited of Rs. 10 each (refer note i and ii below)	2,131.50	1,647.82
<b>Investment in equity shares of joint venture (carried at cost) (Unquoted)</b>		
350,000 (March 31, 2022: 350,000) fully paid equity shares of Ingenuity Biosciences Private Limited of Rs. 10 each	3.50	3.50
Less: Provision for impairment on non-current investments	(3.50)	-
<b>Total</b>	<b>2,131.50</b>	<b>1,651.32</b>
<b>Current</b>		
<b>Investment in units of mutual funds (carried at fair value through profit and loss) (Quoted)</b>		
332,052.84 (March 31, 2022: 332,052.84) Units of ICICI Prudential Savings Fund (Regular Growth)	151.91	143.90
256,229.87 (March 31, 2022: 256,229.87) Units of Aditya Birla Sun Life Low Duration Fund (Regular Growth)	143.99	137.32
86,990.63 (March 31, 2022: 86,990.63) Units of Aditya Birla Sun Life Low Duration Fund (Direct Growth)	53.19	50.31
Nil (March 31, 2022: 87,316.55) Units of Aditya Birla Sun Life Overnight Fund (Direct Growth)	-	100.29
Nil (March 31, 2022: 21,241.74) Units of Axis Liquid Fund (Direct Growth)	-	50.22
1,009,713.94 (March 31, 2022: 1,009,713.94) Units of HDFC Low Duration Fund (Direct Growth)	53.03	50.27
17,319.34 (March 31, 2022: 17,319.34) Units of Kotak Low Duration Fund (Direct Growth)	53.01	50.25
Nil (March 31, 2022: 88,556.45) Units of Kotak Overnight Fund (Direct Growth)	-	100.41
Nil (March 31, 2022: 9,642.39) Units of Nippon India Liquid Fund (Direct Growth)	-	50.22
27,464.47 (March 31, 2022: 15,859.79) Units of Nippon India Low Duration Fund (Direct Growth)	91.74	50.26
Nil (March 31, 2022: 28,793.72) Units of UTI Liquid Cash Plan (Direct Growth)	-	100.43
<b>Investments in optionally convertible redeemable preference shares of Subsidiary (was an associate till July 16, 2021) (carried at fair value through profit and loss) (Unquoted)</b>		
2,333,000 (March 31, 2022: 2,333,000) fully paid optionally convertible redeemable preference shares of Bioneeds India Private Limited (refer note iii below)	233.30	233.30
<b>Total</b>	<b>780.17</b>	<b>1,117.28</b>
<b>Total non-current investment</b>	<b>2,131.50</b>	<b>1,651.32</b>
Aggregate amount of quoted investments and market value thereof	-	-
Aggregate amount of unquoted investments	2,131.50	1,651.32
<b>Total current investments</b>	<b>780.17</b>	<b>1,117.28</b>
Aggregate amount of quoted investments and market value thereof	546.87	883.98
Aggregate amount of unquoted investments	233.30	233.30
Aggregate amount of impairment	-	-

Notes:

(i) The Company entered into investment agreement with Bioneeds India Private Limited ("Bioneeds") and its shareholders on July 07, 2021 for acquisition of additional 20.10% equity shareholding at Rs. 620.00 million from the promoter and existing shareholders of Bioneeds and also as per the said agreement the Company has various call options to acquire remaining 49.90% equity shareholding from the promoter of Bioneeds. Subsequent to this, the Company entered into addendum to said investment agreement on January 30, 2022 pursuant to which, the Company has exercised share swap call option and has acquired additional 25.00% of total share capital of Bioneeds equivalent to 1,785,721 equity shares for which the consideration has been paid by allotment of 2,839,864 equity shares of the Company. Additional investment of 25.00% acquisition in Bioneeds has been accounted at Rs. 730.36 million based on the fair valuation report of the independent valuer. Further, as per the addendum, the Company has call option available on the remaining 24.90% share capital of Bioneeds which was fair valued at Rs. 73.15 million based on the fair valuation report from the independent valuer and the resultant fair value gain of Rs. 3.90 million was recognized in other income (refer note 14).

(ii) During the year ended March 31, 2023, the Company has entered into addendum dated May 23, 2022 and December 9, 2022 pursuant to which Company has acquired additional equity by way of primary investment in Bioneeds and secondary investment by way of acquisition from promoter of Bioneeds aggregating to 11.90% on fully diluted basis. Further, as per the aforesaid addendum dated December 9, 2022, the Company has an option to further acquire remaining balance of 13.00% shares on fully diluted basis. Fair value of the aforesaid call option is Rs. 16.74 million as on March 31, 2023 based on the fair valuation report from the independent valuer and the resultant fair valuation loss of Rs. 22.73 million has been recognized in "Other expenses" (refer note 19).

iii) As per the same investment agreement with Bioneeds India Private Limited and its shareholders dated July 07, 2021, the Company has made investment in Optionally Convertible Redeemable Preference Shares ("OCRPS") for a total consideration of Rs. 233.30 million. The said OCRPS were issued on the following terms and conditions:

- (a) Minimum preferential dividend rate of 0.001% p.a. cumulative preference dividend and the same shall be paid in full (together with dividends accrued from prior years).  
(b) Conversion: 1. Conversion option can be exercised by the Company only after Bioneeds becomes a wholly owned subsidiary of the Company.

2. OCRPS will be converted into such number of equity shares of Bioneeds, at the price per share equal to the fair market value of the equity shares at the time of such conversion ("Conversion Price").

(c) Redemption - Subject to the Company's right to seek conversion, the OCRPS shall be redeemed by Bioneeds upon earlier of (i) 1 day prior to expiry of 20 years at the face value of OCRPS; or (ii) at the option of the Company, at the redemption price which shall be the fair market value of equity shares of Bioneeds at the time of such redemption. Since the terms of redemption is at the option of the Company, the management of the Company expects to get the redemption of OCRPS at face value before March 31, 2024 and accordingly, the investment in the said OCRPS has been considered as current investment.

(iv) Subsequent to the year end, the company has entered into agreement dated July 20, 2023 to amend the terms of investment agreement and addendum to investment agreement as per which the company has acquired 295,385 equity shares of Bioneeds India Private Limited representing 4% of its total equity share capital for an aggregate consideration of Rs. 235.00 Million.

4.2 Trade receivables

Particulars	As at March 31, 2023	As at March 31, 2022
<b>Trade receivables</b>		
Secured, considered good	-	-
Unsecured, considered good	711.40	773.92
Trade receivables which have significant increase in credit risk	10.45	9.57
Trade receivables - credit impaired	31.61	15.81
<b>Impairment allowance (allowance for bad and doubtful debts)</b>		
Unsecured, considered good	-	-
Trade receivables which have significant increase in credit risk	(10.45)	(9.57)
Trade receivables - credit impaired	(31.61)	(15.81)
<b>Total</b>	<b>711.40</b>	<b>773.92</b>

Notes:

Trade receivables are non-interest bearing and are generally on terms of 7-90 days.

For information about credit risk and market risk related to trade receivable, please refer note 29.

No trade or other receivable are due from directors or other officers of the company either severally or jointly with any other person. Nor any trade or other receivable are due from firms or private companies respectively in which any director is a partner, a director or a member.



4.2 Trade receivables

The following table summarizes the change in impairment allowance measured using the life time expected credit loss model:

Particulars	As at March 31, 2023	As at March 31, 2022
At the beginning of the year	25.38	15.70
Provision made during the year	16.68	9.68
Utilized / reversed during the year	-	-
At the end of the year	42.06	25.38

Particulars	Trade Receivables ageing schedule as at March 31, 2023						Total
	Outstanding for following periods from the due date of payment						
	Not due	Less than 6 months	6 months - 1 year	1-2 years	2-3 Years	More than 3 years	
(i) Undisputed Trade receivables – considered good	412.20	278.08	18.33	-	5.79	-	711.40
(ii) Undisputed Trade Receivables – which have significant increase in credit risk	-	-	-	-	9.60	-	10.45
(iii) Undisputed Trade Receivables – credit impaired	-	-	-	-	15.06	1.95	25.10
(iv) Disputed Trade Receivables – considered good	-	-	-	-	-	-	-
(v) Disputed Trade Receivables – which have significant increase in credit risk	-	-	-	-	-	-	-
(vi) Disputed Trade Receivables – credit impaired	-	-	-	-	-	-	-
<b>Total</b>	<b>412.20</b>	<b>278.08</b>	<b>18.33</b>	<b>30.45</b>	<b>3.41</b>	<b>13.99</b>	<b>753.46</b>

Particulars	Trade Receivables ageing schedule as at March 31, 2022						Total
	Outstanding for following periods from the due date of payment						
	Not due	Less than 6 months	6 months - 1 year	1-2 years	2-3 Years	More than 3 years	
(i) Undisputed Trade receivables – considered good	462.64	224.64	83.55	3.09	-	-	773.92
(ii) Undisputed Trade Receivables – which have significant increase in credit risk	-	-	-	9.55	-	-	9.47
(iii) Undisputed Trade Receivables – credit impaired	-	-	0.17	1.98	-	0.02	10.24
(iv) Disputed Trade Receivables – considered good	-	-	-	-	-	-	-
(v) Disputed Trade Receivables – which have significant increase in credit risk	-	-	-	-	-	-	-
(vi) Disputed Trade Receivables – credit impaired	-	-	-	-	-	-	-
<b>Total</b>	<b>462.64</b>	<b>224.64</b>	<b>83.72</b>	<b>14.75</b>	<b>-</b>	<b>13.55</b>	<b>799.30</b>

4.3 Cash and cash equivalents

Particulars	As at March 31, 2023	As at March 31, 2022
Balances with Banks	-	576.17
- On current accounts	322.73	0.99
Cash on hand	0.47	-
<b>Total</b>	<b>323.20</b>	<b>577.16</b>

4.4 Other Bank balances

Particulars	As at March 31, 2023	As at March 31, 2022
- Deposits with original maturity of more than three months but less than twelve months (refer note below)	31.00	29.56
Share application money account	213.00	-
<b>Total</b>	<b>244.00</b>	<b>29.56</b>

Note:

Deposits with bank as at March 31, 2023 amounting to Rs. 31.00 million (March 31, 2022: Rs. 29.56 million) are given as collateral security against cash credit limits. These deposits are made for a varying period for 3 months to 12 months and earn interest ranging between 5.45% to 6.80% (March 31, 2022: 4.90% to 5.15%).

4.5 Loans

Particulars	As at March 31, 2023	As at March 31, 2022
<b>Non-current</b>		
Unsecured, considered good	-	22.34
Loan to joint venture in which the company is a venturer (refer note 2 below)	-	22.34
<b>Total</b>	<b>-</b>	<b>22.34</b>

Notes:

- 1) Since the above loan given to joint venture is unsecured and considered good, the bifurcation of loan in other categories as required by schedule III of companies Act, 2013 viz: a) Secured b) Loans which have significant increase in credit risk and c) credit impaired is not applicable.
- 2) Loan given to joint venture amounting to Rs. 34.00 million (March 31, 2022: Rs Nil) has been written off during the year considering the unfavourable financial condition of joint venture and the same has been booked under other expense (refer note 19).

Disclosure required under Sec 186(4) of the Companies Act 2013

Included in loans and advance are certain intercorporate deposits the particulars of which are disclosed below as required by Sec 186(4) of the Companies Act 2013.

Name of the loanee	Rate of Interest	Due date	Secured / Unsecured	As at March 31, 2023	As at March 31, 2022
Ingomity Biosciences Private Limited	6.00%	Loan is repayable within 2 years from the date of agreement. However, the loan may be repaid any time by the borrower.	Unsecured	-	22.34

Refer note 24 for terms and conditions of loan to joint venture in which Company is a venturer.



Veeda Clinical Research Limited (formerly known as "Veeda Clinical Research Private Limited")  
Notes to Standalone Financial Statements for the year ended March 31, 2023  
(All amounts in rupees million, unless otherwise stated)

4.6 Other financial assets

Particulars	As at March 31, 2023	As at March 31, 2022
<b>Unsecured, considered good</b>		
<b>Non-current</b>		
Security deposits	33.20	26.69
Bank deposits with remaining maturity for more than 12 months (refer note i below)	323.24	62.70
Fair value of call option (refer note 4.1)	40.88	73.15
<b>Sub-total</b>	<b>397.32</b>	<b>162.54</b>
<b>Unsecured, considered good</b>		
<b>Current</b>		
Contract asset		
- Due from customer (accrued revenue) (refer note 13.2)	174.09	167.44
Interest accrued on security deposits	0.38	0.32
Security deposits	1.80	-
Export incentive receivable	37.09	112.08
Bank deposits with remaining maturity for less than 12 months (refer note ii below)	123.18	61.91
Reimbursement receivable (refer note 24)	-	0.12
Receivable from selling shareholders (refer note 24)	37.55	35.16
<b>Sub-total</b>	<b>374.09</b>	<b>377.03</b>
<b>Total</b>	<b>771.41</b>	<b>539.57</b>

Reconciliation of contract Asset:

Balance at the beginning of the year	167.44	79.51
Less: Invoicing during the year from balance at the beginning of the year	(128.59)	(67.82)
Less: Written off during the year from balance at the beginning of the year	(13.99)	-
Add: Contract Assets created during the year	149.62	155.75
<b>Balance at the end of the year</b>	<b>174.09</b>	<b>167.44</b>

Notes:

i) Bank deposits with remaining maturity for more than 12 months as at March 31, 2023 are Rs. 323.24 million (March 31, 2022: Rs. 62.70 million). These deposits are made for a period of more than 12 months and earn interest ranging between 4.55% to 7.25% (March 31, 2022: 4.55% to 5.40%). Deposits amounting to Rs. 81.49 million as at March 31, 2023 (March 31, 2022: Rs. 2.81 million) are given as security against overdraft facilities and bank guarantee.

ii) Bank deposits with original maturity for more than 12 months and with remaining maturity for less than 12 months as at March 31, 2023 are Rs. 123.18 million (March 31, 2022: Rs. 61.91 million). These deposits are made for a period of more than 12 months and earn interest ranging between 5.25% to 7.25% (March 31, 2022: 5.10% to 9.00%). Deposits amounting to Rs. 19.16 million as at March 31, 2023 (March 31, 2022: Rs. 3.65 million) are given as collateral security against cash credit limits and bank guarantee.

5 Income tax assets (net)

Particulars	As at March 31, 2023	As at March 31, 2022
<b>Non-current</b>		
Advance payment of Income tax (net of provision)	208.82	199.54
<b>Total</b>	<b>208.82</b>	<b>199.54</b>

6 Other assets

Particulars	As at March 31, 2023	As at March 31, 2022
<b>Non-Current</b>		
<b>Unsecured, considered good</b>		
Prepaid expenses	0.96	1.13
Balance with government authorities (refer note below)	9.08	7.85
Capital advances	7.98	3.79
<b>Sub-total</b>	<b>18.02</b>	<b>12.77</b>
<b>Current</b>		
<b>Unsecured, considered good</b>		
Prepaid expenses	12.31	21.52
Advance to suppliers	9.77	3.82
Employee advances	3.34	2.49
Balance with government authorities (refer note below)	110.97	78.85
<b>Sub-total</b>	<b>136.39</b>	<b>106.68</b>
<b>Total</b>	<b>154.41</b>	<b>119.45</b>

Note:

Balance with government authorities includes GST input tax credit receivable (net of liability).

7 Inventories (valued at lower of cost and net realizable value)

Particulars	As at March 31, 2023	As at March 31, 2022
Consumables	72.61	69.94
Less: Provision for slow moving and non-moving consumables	(27.66)	-
<b>Total</b>	<b>44.95</b>	<b>69.94</b>



8 Share capital

Equity share capital

Particulars	Equity shares	
	No. of Shares	Amount
Authorised equity shares of Rs. 2 each (Rs. 10 each till June 28, 2021)		
As at March 31, 2021	700,000	7.00
Change during the year	100,000	1.00
Preference shares CCCPS Class 'A' of Rs. 10/- each reclassified into equity shares of Rs. 10/- each	35,640,680	356.41
Equity shares of Rs. 10/- each split into equity shares of Rs. 2/- each	145,762,720	-
As at March 31, 2022	182,203,400	364.41
Change during the year	-	-
As at March 31, 2023	182,203,400	364.41

Particulars	Equity shares	
	No. of Shares	Amount
Issued, subscribed and fully paid up equity shares of Rs. 2 each (Rs. 10 each till June 28, 2021)		
As at March 31, 2021	601,196	6.01
Change in Equity Share Capital due to prior period errors	-	-
Issue of equity shares of Rs. 10 face value during the year	76,420	0.76
Preference shares CCCPS Class 'A' of Rs. 10 each converted into equity shares of Rs. 10 face value	93,946	0.94
Split of equity shares of Rs. 10 face value to Rs.2 face value	3,086,248	-
Shares issued during the year - bonus issue	42,435,910	84.87
Issue of equity shares of Rs. 2 face value during the year	6,284,666	12.57
Shares issued under ESOP scheme of Rs.2 face value during the year	315,600	0.63
As at March 31, 2022	52,893,986	105.78
Change in Equity Share Capital due to prior period errors	-	-
Changes during the year	-	-
As at March 31, 2023	52,893,986	105.78

Instruments entirely equity in nature (Compulsory Convertible Cumulative Participatory Preference Share Class 'A' (CCCPS Class 'A'))

Particulars	CCCPS Class 'A'	
	No. of Shares	Amount
Authorised shares of Rs. 10 each		
As at March 31, 2021	35,640,680	356.41
Preference shares CCCPS Class 'A' of Rs. 10/- each reclassified into equity shares of Rs. 10 face value	(35,640,680)	(356.41)
As at March 31, 2022	-	-
Change during the year	-	-
As at March 31, 2023	-	-

Instruments entirely equity in nature (Compulsory Convertible Cumulative Participatory Preference Share Class 'A' (CCCPS Class 'A'))

Particulars	CCCPS Class 'A'	
	No. of Shares	Amount
Issued, subscribed and fully paid up shares of Rs. 10 each:		
As at March 31, 2021	35,229,780	352.30
Change in CCCPS Class 'A' due to prior period errors	-	-
Conversion of preference shares CCCPS class 'A' into equity shares of Rs. 10 face value during the year	(35,229,780)	(352.30)
As at March 31, 2022	-	-
Change in CCCPS Class 'A' due to prior period errors	-	-
As at March 31, 2023	-	-

(a) Terms / rights attached to equity shares.

In respect of Ordinary shares, voting rights shall be in the same proportion as the capital paid upon such ordinary share bears to the total paid up ordinary capital of the company. The dividend proposed by the board of directors, if any, is subject to the approval of the shareholders in the ensuing Annual General Meeting, except in case of interim dividend.

In the event of liquidation, the shareholders of ordinary shares are eligible to receive the remaining assets of the company after distribution of all preferential amounts, in proportion to their shareholdings.

(b) The board of directors in their meeting held on June 26, 2021 approved split of each equity share of Rs. 10 each into 5 equity shares of Rs. 2 each which was approved by the members in their meeting held on June 29, 2021.

(c) The board of directors in their meeting held on June 26, 2021 approved issue of 11 bonus shares fully paid for each equity share of Rs. 2 each which was approved by the members in their meeting held on June 29, 2021.

(d) Aggregate number of equity shares issued as bonus, shares issued for consideration other than cash and shares bought back during the period of five years immediately preceding the reporting date

Particulars	For the year ended March 31, 2023 (Number)	For the year ended March 31, 2022 (Number)	For the year ended March 31, 2021 (Number)	For the year ended March 31, 2020 (Number)	For the year ended March 31, 2019 (Number)
Issue of fully paid equity shares of Rs. 2 each as bonus shares	-	42,435,910	-	-	-
Issue of fully paid Preference shares CCCPS Class 'A' of Rs. 10 each as bonus shares	-	-	-	-	35,229,780
Buyback of Preference shares CCCPS Class 'B' of Rs. 3340 each	-	-	-	-	11,630
Issue of equity share of Rs. 2 each for investment in Bioneed India Privata Limited	-	2,839,864	-	-	-





8 Share capital

(e) Terms of conversion / redemption of CCCPS Class 'A'

- i. The CCCPS Class 'A' shall be entitled to 0.0001% participatory and cumulative dividend. During the previous year, the board of directors at their meeting held on May 25, 2021 have modified the percentage of dividend from 0.0001% to 14.11%, which was approved, and dividend has been paid for the period from October 27, 2018 till March 31, 2021 amounting to Rs. 120.80 million.  
ii. The outstanding CCCPS Class 'A' shares were converted into 93,946 equity shares based on approval of Board of Directors and Members of the company on June 29, 2021.

(f) Shares held by holding company

Name of Shareholder	As at March 31, 2023		As at March 31, 2022	
	Number	Amount	Number	Amount
Basil Private Limited				
Equity shares of Rs. 2 each	22,251,712	44.50	22,251,712	44.50

(g) Details of shareholders holding more than 5% shares in the Company

Equity Share Capital

Particulars	As at March 31, 2023		As at March 31, 2022	
	Number	% of Holding	Number	% of Holding
Equity shares of Rs. 2 each				
Basil Private Limited	22,251,712	42.07%	22,251,712	42.07%
Bondway Investment Inc.	13,130,580	24.82%	13,130,580	24.82%
Sabre Partners AIF Trust	2,760,840	5.22%	2,760,840	5.22%

(h) Equity Shareholding of Promoters as at March 31, 2022

Promoter Name	Class of share	No. of shares at the beginning of the year	Change during the year *	No. of shares at the end of the year	% of Total shares	% change during the year #
Basil Private Limited	Equity shares of Rs. 2 each fully paid	406,194	21,845,518	22,251,712	42.07	(25.49)
<b>Total</b>		<b>406,194</b>	<b>21,845,518</b>	<b>22,251,712</b>	<b>42.07</b>	<b>(25.49)</b>

\* % change is on account of new shares issued to shareholders other than promoters.

# % change is on account of new shares issued to shareholders other than Promoter and transfer of shares by Promoter.

(i) Equity Shareholding of Promoters as at March 31, 2023

Promoter Name	Class of share	No. of shares at the beginning of the year	Change during the year	No. of shares at the end of the year	% of Total shares	% change during the year
Basil Private Limited	Equity shares of Rs. 2 each fully paid	22,251,712	-	22,251,712	42.07	-
<b>Total</b>		<b>22,251,712</b>	<b>-</b>	<b>22,251,712</b>	<b>42.07</b>	<b>-</b>

(j) Employees Stock Option Scheme

1,289,970 equity shares (March 31, 2022: 1,491,840 equity shares) of the face value Rs. 2 each are reserved under Employee Stock Option Plan of the company (refer note 24 and note 32).



Veeda Clinical Research Limited (formerly known as "Veeda Clinical Research Private Limited")  
Notes to Standalone Financial Statements for the year ended March 31, 2023  
(All amounts in rupees million, unless otherwise stated)

9 Other equity

Particulars	As at March 31, 2023	As at March 31, 2022
<b>Securities premium</b>		
Balance at the beginning of the year	3,703.48	452.79
Changes due to accounting policy or prior period errors	-	-
On issue of equity shares during the year	-	3,017.24
On conversion of CCCPS class 'A' into equity shares during the year	-	351.36
Utilized for issue of bonus equity shares	-	(46.03)
Utilized towards expenses on fresh issue of equity shares	-	(71.88)
<b>Balance at the end of the year</b>	<b>3,703.48</b>	<b>3,703.48</b>
<b>Capital redemption reserve</b>		
Balance at the beginning of the year	-	38.84
Changes due to accounting policy or prior period errors	-	-
Utilized for issue of bonus equity shares	-	(38.84)
<b>Balance at the end of the year</b>	<b>-</b>	<b>-</b>
<b>Share options outstanding reserve</b>		
Balance at the beginning of the year	24.19	5.92
Changes due to accounting policy or prior period errors	-	-
Reversal on forfeiture of ESOP	(0.64)	-
Options granted to joint venture during the year (refer note 24 and note 32)	0.02	0.05
Compensation for options granted during the year (refer note 32)	4.80	18.22
<b>Balance at the end of the year</b>	<b>28.37</b>	<b>24.19</b>
<b>Share application money pending allotment</b>		
Balance at the beginning of the year	-	-
Changes due to accounting policy or prior period errors	-	-
Share application money received	213.00	-
<b>Balance at the end of the year</b>	<b>213.00</b>	<b>-</b>
<b>Surplus in the statement of profit and loss</b>		
Balance at the beginning of the year	904.18	841.72
Changes due to accounting policy or prior period errors	-	-
Profit for the year (net of taxes)	259.52	183.31
Other comprehensive (loss) for the year (net of taxes)	(3.17)	(0.05)
Addition on forfeiture of ESOP	0.64	-
Utilised for payment of dividend to CCCPS Class 'A'	-	(120.80)
<b>Balance at the end of the year</b>	<b>1,161.17</b>	<b>904.18</b>
<b>Total other equity</b>	<b>5,106.02</b>	<b>4,631.85</b>

**Nature and purpose of reserves:**

- (1) In cases where the Company issues shares at a premium, whether for cash or otherwise, a sum equal to the aggregate amount of the premium received on those shares has been transferred to "Securities Premium". The Company may issue fully paid-up bonus shares to its members out of the securities premium and to buy-back of shares.
- (2) Capital redemption reserve represents the amount transferred on account of buy back of CCCPS Class 'B'.
- (3) The share options outstanding reserve : The share options based payment reserve is used to recognize the grant date fair value of options issued to employees under employee stock option plan.
- (4) Surplus in statement of profit and loss: Surplus in statement of profit and loss are the profits / (losses) that the company has earned / incurred till date, less any transfers to general reserve, dividends or other distributions paid to shareholders. Retained earnings include re-measurement loss / (gain) on defined benefit plans, net of taxes that will not be reclassified to the statement of profit and loss. Retained earnings is a free reserve available to the company and eligible for distribution to shareholders, in case where it is having positive balance representing net earnings till date.



**Veeda Clinical Research Limited (formerly known as "Veeda Clinical Research Private Limited")**  
**Notes to Standalone Financial Statements for the year ended March 31, 2023**  
(All amounts in rupees million, unless otherwise stated)

**10 Financial liabilities**

**10.1 Trade payables**

Particulars	As at March 31, 2023	As at March 31, 2022
Outstanding dues of micro and small enterprises (refer note 26)	25.78	35.50
Outstanding dues of creditors other than micro and small enterprises	166.12	179.27
<b>Total</b>	<b>191.90</b>	<b>214.77</b>

**Terms and conditions of the above outstanding balances:**

Trade payables are non-interest bearing and are normally settled in 45-180 days.

For explanation on company's credit risk management process, refer note 29.

For terms and conditions with related party, refer note 24.

Particulars	Trade Payables ageing schedule as at March 31, 2023					
	Outstanding for following periods from the date of transaction #					
	Unbilled	Less than 1 year	1-2 Years	2-3 Years	More than 3 years	Total
(i) MSME	-	25.77	0.01	-	-	25.78
(ii) Others	67.71	97.50	0.91	*	-	166.12
(iii) Disputed dues - MSME	-	-	-	-	-	-
(iv) Disputed dues - Others	-	-	-	-	-	-
<b>Total</b>	<b>67.71</b>	<b>123.27</b>	<b>0.92</b>	<b>*</b>	<b>-</b>	<b>191.90</b>

\* Figure nullified in conversion of Rupees in million.

Particulars	Trade Payables ageing schedule as at March 31, 2022					
	Outstanding for following periods from the date of transaction #					
	Unbilled	Less than 1 year	1-2 Years	2-3 Years	More than 3 years	Total
(i) MSME	-	35.40	0.10	-	-	35.50
(ii) Others	73.38	102.56	1.85	1.06	0.42	179.27
(iii) Disputed dues - MSME	-	-	-	-	-	-
(iv) Disputed dues - Others	-	-	-	-	-	-
<b>Total</b>	<b>73.38</b>	<b>137.96</b>	<b>1.95</b>	<b>1.06</b>	<b>0.42</b>	<b>214.77</b>

# Considering the availability of data, the above ageing is considered from the date of recording the transaction instead of due date. Consequently, there are no 'not due' creditors balance disclosed.

**10.2 Other financial liabilities**

Particulars	As at March 31, 2023	As at March 31, 2022
<b>Non- Current</b>		
<b>Financial liabilities carried at amortized cost</b>		
Security deposits	0.50	0.50
<b>Sub-total</b>	<b>0.50</b>	<b>0.50</b>
<b>Current</b>		
<b>Financial liabilities carried at amortized cost</b>		
Creditors for capital expenditure (refer note below)	47.28	87.71
Employee benefits payable	78.37	56.68
Payable towards IPO expense	-	4.73
Payable towards share issue expenses for fresh issue of shares	-	13.02
Refund liability to customer	21.12	11.06
Other payables	0.67	-
<b>Financial liabilities carried at fair value through profit and loss</b>		
Forward contracts	9.36	-
<b>Sub-total</b>	<b>156.80</b>	<b>173.20</b>
<b>Total</b>	<b>157.30</b>	<b>173.70</b>

**Note:**

Creditors for capital goods also include outstanding dues of micro enterprises and small enterprises as at March 31, 2023 of Rs. 1.19 million (March 31, 2022: Rs. 0.86 million) (refer note 26).



**Veeda Clinical Research Limited (formerly known as "Veeda Clinical Research Private Limited")**  
**Notes to Standalone Financial Statements for the year ended March 31, 2023**  
 (All amounts in rupees million, unless otherwise stated)

**11 Other current liabilities**

Particulars	As at March 31, 2023	As at March 31, 2022
Contract liabilities		
- Due to customer (excess billing over revenue) (refer note 13.2)	479.97	378.07
- Advance from customers	12.95	7.53
Statutory dues payable	31.25	25.01
<b>Total</b>	<b>524.17</b>	<b>410.61</b>

Particulars	As at March 31, 2023	As at March 31, 2022
Reconciliation of contract liability		
Balance at the beginning of the year	385.60	219.97
Less: Revenue recognized / liability reversed during the year from balance at the beginning of the year	(337.19)	(185.17)
Add: Contract liabilities created during the year	444.51	350.80
Balance at the end of the year	492.92	385.60

**12 Provisions**

Particulars	As at March 31, 2023	As at March 31, 2022
<b>Non-current</b>		
Provision for employee benefit		
Gratuity (refer note 23)	39.37	32.41
Compensated absence	14.09	3.78
<b>Total</b>	<b>53.46</b>	<b>36.19</b>
<b>Current</b>		
Provision for employee benefit		
Gratuity (refer note 23)	8.30	6.47
Compensated absence	6.40	9.56
<b>Total</b>	<b>14.70</b>	<b>16.03</b>



**Veeda Clinical Research Limited (formerly known as "Veeda Clinical Research Private Limited")**  
**Notes to Standalone Financial Statements for the year ended March 31, 2023**  
 (All amounts in rupees million, unless otherwise stated)

**13 Revenue from operations**

Particulars	Year ended March 31, 2023	Year ended March 31, 2022
Revenue from operations		
Sale of services	2,961.53	2,239.31
<b>Total</b>	<b>2,961.53</b>	<b>2,239.31</b>

**13.1 Revenue from Contracts with Customers**

Set out below is the disaggregation of the company's revenue from contract with customer

**A. Geographical location of customer**

Particulars	Year ended March 31, 2023	Year ended March 31, 2022
India	940.98	849.38
US	663.85	400.36
Greece	404.44	132.17
Others	952.26	857.40
<b>Total revenue from contract with customers</b>	<b>2,961.53</b>	<b>2,239.31</b>

**B. Timing of revenue recognition**

Particulars	Year ended March 31, 2023	Year ended March 31, 2022
Services transferred over time	2,961.53	2,239.31
<b>Total revenue from contract with customers</b>	<b>2,961.53</b>	<b>2,239.31</b>

**13.2 Contract Balances**

The below table provides information about trade receivables, contract assets and contract liabilities from the contracts with customers:

Particulars	As at March 31, 2023	As at March 31, 2022
Trade receivables (refer note 4.2)	711.40	773.92
Contract assets (refer note 4.6)		
- Due from customer (accrued revenue)	174.09	167.44
Contract Liabilities (refer note 11)		
- Advance from customer	12.95	7.53
- Due to customer (excess billing over revenue)	479.97	378.07

Contract assets relates to revenue earned from ongoing clinical services. As such, the balances of this account vary and depend on the number of clinical services at the end of the year.

Trade receivables are recognized when the right to consideration becomes unconditional. These are non interest bearing generally on the terms of 7-90 days. Company has receivable from its customers for the sale of services to its customers. During the year, an amount of Rs. 16.68 million (March 31, 2022: Rs. 9.68 million) is recognized as provision for significant increase in credit risk and credit impairment of trade receivables.

Contract liabilities includes short-term advances received for providing clinical services and payment received from customer against invoice raised for which clinical services are yet to be rendered. Contract liabilities are recognized as revenue when the Company satisfies the performance obligation.



**Veeda Clinical Research Limited (formerly known as "Veeda Clinical Research Private Limited")**  
**Notes to Standalone Financial Statements for the year ended March 31, 2023**  
 (All amounts in rupees million, unless otherwise stated)

**13.3 Reconciling the amount of revenue recognized in the statement of profit and loss with the contracted price**

Particulars	Year ended March 31, 2023	Year ended March 31, 2022
Revenue as per contracted price	3,067.66	2,317.64
Adjustments		
Credit notes issued due to change in performance obligation	(106.13)	(78.33)
<b>Revenue from contract with customers</b>	<b>2,961.53</b>	<b>2,239.31</b>

**13.4 Information about Company's performance obligation are summarized below:**

The Company exercise judgement in determining the timing when the performance obligation is satisfied. The Company considers indicators such as how customer consumes benefits as services are rendered or who controls the asset as it is being created or existence of enforceable right to payment for performance to date and alternate use of such product or service, transfer of significant risks and rewards to the customer, acceptance of delivery by the customer, etc. For the majority of contract performance obligations, the Company has determined that an output method is appropriate measure of progress. Revenue recognition is determined by assessing the performance completed or delivered to date under the terms of the arrangement. The measures utilized to assess progress on the satisfaction of performance are specific to the performance obligation identified in the contract.

**13.5 Information about major customers:**

For information about major customers, refer note 27.

**14 Other income**

Particulars	Year ended March 31, 2023	Year ended March 31, 2022
<b>Interest income on</b>		
-Bank deposits	15.41	3.30
-Loans to associate (refer note 24)	-	10.16
-Loans to joint venture (refer note 24)	-	0.38
-Security deposits	1.77	1.34
-Others	0.02	1.86
Net gain on investment in mutual funds	40.13	12.85
Liabilities no longer required written back	6.11	2.15
Net gain on foreign currency transactions	18.40	5.26
Gain on lease termination	7.48	0.34
Rent income	0.70	0.67
Gain on fair value of call option (refer note 4.1)	1.41	3.90
Others	0.04	0.06
<b>Total</b>	<b>91.47</b>	<b>42.27</b>



**Veeda Clinical Research Limited (formerly known as "Veeda Clinical Research Private Limited")**  
**Notes to Standalone Financial Statements for the year ended March 31, 2023**  
(All amounts in rupees million, unless otherwise stated)

**15 Cost of material consumed**

Particulars	Year ended March 31, 2023	Year ended March 31, 2022
Opening stock of consumables	69.94	56.63
Purchases during the year	180.77	201.62
Less : Closing stock of consumables	(72.61)	(69.94)
<b>Total</b>	<b>178.10</b>	<b>188.31</b>

**16 Employee benefit expenses**

Particulars	Year ended March 31, 2023	Year ended March 31, 2022
Salary, bonus and allowances	689.94	576.30
Employee stock option expenses (refer note 32)	4.80	18.22
Contributions to provident and other funds (refer note 23)	29.49	27.42
Staff welfare expenses	16.28	13.90
<b>Total</b>	<b>740.51</b>	<b>635.84</b>

**17 Finance costs**

Particulars	Year ended March 31, 2023	Year ended March 31, 2022
<b>Interest expense on</b>		
-Borrowings	*	2.93
-Delayed payment of income tax and other statutory dues	1.83	0.17
-Lease liabilities (refer note 31)	49.09	40.74
Bank charges and other borrowing cost	2.40	1.91
<b>Total</b>	<b>53.32</b>	<b>45.75</b>

\* Figure nullified in conversion of Rupees in million.

**18 Clinical and Analytical research expenses**

Particulars	Year ended March 31, 2023	Year ended March 31, 2022
Screening expenses of subjects	94.83	82.85
Subject participation expense	326.04	224.37
Food and refreshment expenses of subjects	32.62	24.86
Investigator Charges	245.48	112.88
Data Management outsource services	18.35	16.98
Bio analytical research expenses	39.35	17.94
Project approval charges	48.87	51.35
Phlebotomists, nurses and doctors fees	39.04	26.05
Others	94.95	51.00
<b>Total</b>	<b>939.53</b>	<b>608.28</b>



**Veeda Clinical Research Limited (formerly known as "Veeda Clinical Research Private Limited")**  
**Notes to Standalone Financial Statements for the year ended March 31, 2023**  
 (All amounts in rupees million, unless otherwise stated)

**19 Other expenses**

Particulars	Year ended March 31, 2023	Year ended March 31, 2022
Marketing and business promotion expenses	45.36	34.31
Rent expenses (refer note 31)	0.88	1.07
Water, Power and Fuel Charges	66.81	60.45
Legal and professional expenses	65.08	33.07
Contractor expenses	95.84	85.45
Insurance expenses	12.53	13.81
Travelling and conveyance expense	3.04	3.28
Communication expenses	3.02	2.74
<b>Repairs and maintenance</b>	-	-
-Buildings	10.31	7.69
-Plant and machinery	35.32	53.60
-others	16.36	11.81
Renewal charges of software and licence	11.21	7.72
Rates and taxes	27.74	10.37
Payments to the auditor (refer note below)	1.75	0.90
Expenditure towards CSR activities (refer note 25)	7.73	10.36
Printing, stationery and courier expense	20.11	22.92
Property, Plant & Equipment written off	8.90	-
Net loss on mark to market of outstanding forward contract	9.36	-
Bad debts and contract asset written off	13.99	0.92
Loan written off	34.00	-
Impairment provision on financial asset	3.50	-
IPO expenses	10.03	14.87
Provision for doubtful debts	16.68	9.68
Provision for slow moving and non-moving inventory	23.66	-
Miscellaneous expenses	16.03	11.06
<b>Total</b>	<b>559.24</b>	<b>396.08</b>

**19.1 Payments to the auditor**

Particulars	Year ended March 31, 2023	Year ended March 31, 2022
<b>As auditor:</b>		
- Audit fees	1.75	0.90
- Tax Audit fees	-	-
- Reimbursement of expenses	-	*
<b>Total</b>	<b>1.75</b>	<b>0.90</b>

\* Figure nullified in conversion of Rupees in million.

Excludes amount towards IPO services included in receivable from selling shareholders and amount included under IPO expenses.





20 Tax expense

The major components of income tax expense for the year ended March 31, 2023 and year ended March 31, 2022 are :

(A) Profit and loss section

Particulars	For the year ended March 31, 2023	For the year ended March 31, 2022
<b>Current income tax charge:</b>		
Current income tax		74.40
Adjustment of tax relating to earlier years	126.14	-
<b>Deferred tax</b>	0.12	-
Relating to origination and reversal of temporary differences	(14.80)	(5.69)
<b>Total tax expense reported in the statement of profit and loss</b>	<b>111.46</b>	<b>68.71</b>

(B) Other comprehensive income (OCI) section

Particulars	For the year ended March 31, 2023	For the year ended March 31, 2022
Deferred tax related to items recognized in OCI during the year		
Net loss on remeasurement of defined benefit plans	1.07	0.02
<b>Deferred tax charged to OCI</b>	<b>1.07</b>	<b>0.02</b>

(C) Reconciliation of tax expense and the accounting profit multiplied by India's domestic tax rate for the year ended March 31, 2023 and March 31, 2022

Particulars	For the year ended March 31, 2023	For the year ended March 31, 2022
<b>Profit before tax</b>		
Tax using the Company's domestic tax rate (refer note below)	370.98	252.02
Expected income tax expense as per applicable taxes	25.17%	25.17%
<b>Adjustments</b>	<b>93.37</b>	<b>63.43</b>
Non-deductible expense		
Others	17.10	4.69
<b>Tax expense as per standalone statement of profit and loss</b>	<b>111.46</b>	<b>68.71</b>

(D) Balance sheet section

Particulars	As at March 31, 2023	As at March 31, 2022
Income tax assets (net)	208.82	199.54
<b>Income tax assets (net)</b>	<b>208.82</b>	<b>199.54</b>

(E) Deferred tax

Particulars	Balance Sheet		Statement of Profit and Loss		OCI	
	As at March 31, 2023	As at March 31, 2022	For the year ended March 31, 2023	For the year ended March 31, 2022	For the year ended March 31, 2023	For the year ended March 31, 2022
<b>Deferred tax relates to the following</b>						
Difference between depreciable assets as per books of accounts and written down value for tax purpose	30.16	28.18	(1.97)	(1.36)	-	-
Employee benefits	17.15	13.87	(2.21)	(1.51)	1.07	0.02
Effect of MTM loss / (gain) on forward contract and call option	1.02	(0.98)	(2.00)	1.01	-	-
Effect of provision for doubtful debts	18.72	6.39	(12.33)	(2.44)	-	-
IPO expenses	-	1.86	1.86	(1.86)	-	-
Right of use assets and lease liabilities	25.57	21.17	(4.41)	(1.86)	-	-
Restatement of mutual fund	(9.16)	(2.90)	6.26	2.33	-	-
<b>Deferred tax expense / (credit)</b>			<b>(14.80)</b>	<b>(5.69)</b>	<b>1.07</b>	<b>0.02</b>
<b>Net deferred tax assets</b>	<b>83.46</b>	<b>67.59</b>				

Reconciliation of deferred tax assets (net)	As at March 31, 2023	As at March 31, 2022
Opening balance as at the beginning of the year	67.59	61.88
Tax income recognized in the statement of profit and loss during the year	14.80	5.69
Tax income recognized in OCI during the year	1.07	0.02
<b>Closing balance as at the end of the year</b>	<b>83.46</b>	<b>67.59</b>

Note:

The company offsets tax assets and liabilities if and only if it has a legally enforceable right to set off deferred tax assets and deferred tax liabilities that relate to income taxes levied by the same tax authority.



**Veeda Clinical Research Limited (formerly known as "Veeda Clinical Research Private Limited")**  
**Notes to Standalone Financial Statements for the year ended March 31, 2023**  
 (All amounts in rupees million, unless otherwise stated)

**21 Contingent liabilities and capital commitment not provided for**

**21.1 Contingencies**

Particulars	As at March 31, 2023	As at March 31, 2022
Claims against the company not acknowledged as debts:		
(i) Income tax *	109.47	109.68
(ii) Service tax **	210.01	191.90
(iii) Customs #	4.75	4.75

\* Income tax demand comprise demand from the Indian tax authorities for payment of additional tax of Rs 109.47 million (March 31, 2022: Rs 109.68 million) upon completion of their tax review for the assessment year 2007-08 to 2019-20. The tax demands are mainly on account of disallowances relating to transfer pricing matters, expenditure to earn exempt income, depreciation on software, interest charged on loan advanced, capital expenditure charged to revenue, etc. claimed by the company under the Income tax Act. The matter is pending before various authorities. The said demand amounts have been already adjusted against refund of various years by Income Tax department and hence net demand is Nil in respect of such period.

\*\* Service tax demand comprise demand from the Service tax authorities for payment of additional tax of Rs 210.01 million (March 31, 2022: Rs 191.90 million), upon completion of their tax review for the financial year 2008-09 to 2015-16. The tax demands are on account denial of export of service under Rule 4 of place of provision of Services Rules, 2012, reversal of CENVAT credit under Rule 6(3) and 6(5), disallowance of input tax credit, etc. The matter is pending before various authorities.

Above amount excludes Rs. 145.87 million (March 31, 2022: Rs. 145.87 million) for the period April 2016 to June 2017 in respect of matters where the company has received favourable orders from the first appellate authorities and has received refund. However, the department is pursuing appeal with higher appellate authority. The actual outflow would depend on the final outcome of the matter.

# Custom duty demand comprise demand from CBEC for payment of additional tax of Rs 4.75 million (March 31, 2022: Rs 4.75 million), upon completion of their tax review for the financial year 2011-12 to 2016-17. The demand is on account denial of custom duty exemption benefit claimed under the Notification 12/2012 dated March 17, 2012. The matter is pending before various authorities.

The company is contesting the demands and the management, including its tax advisors, believe that its position will likely be upheld in the appellate process. No tax expense has been accrued in the financial statements for the tax demand raised. The management believes that the ultimate outcome of this proceeding will not have a material adverse effect on the company's financial position and results of operations.

**Other claims not acknowledged as debt**

Claim by a party arising out of a commercial contract: Rs. 1,018.84 million (March 31, 2022: Rs. 1,018.84 million). The company has not acknowledged this claim. As advised by the external legal counsel, the claim is not legally tenable. Moreover, the company is adequately insured and the matter is intimated to insurance company as well. The company has filed detailed response to the claim lodged. The matter is pending at commercial court, Ahmedabad. In view of these, the company does not foresee any losses on this count and accordingly no provision is made in books of accounts.

**21.2 Capital commitment**

Particulars	As at March 31, 2023	As at March 31, 2022
Estimated amount of contracts remaining to be executed on capital account and not provided for (net of advances)	96.36	21.04



**Veeda Clinical Research Limited (formerly known as "Veeda Clinical Research Private Limited")**  
**Notes to Standalone Financial Statements for the year ended March 31, 2023**  
 (All amounts in rupees million, unless otherwise stated)

**22 Earnings per share (EPS)**

Basic EPS amounts are calculated by dividing the profit for the year attributable to equity holders of the Company by the weighted average number of equity shares outstanding during the year.

Diluted EPS amounts are calculated by dividing the profit attributable to equity holders of the Company by the weighted average number of Equity shares outstanding during the year plus the weighted average number of Equity shares that would be issued on conversion of all the dilutive potential Equity shares into Equity shares.

The following reflects the income and share used in the basic and diluted EPS computation:

Particulars	For the year ended March 31, 2023	For the year ended March 31, 2022
<b>Profit after tax for the year</b>	<b>259.52</b>	<b>183.31</b>
Nominal value of equity share (Amount in Rs.)	2	2
Total number of equity shares	52,893,986	52,893,986
Weighted average number of equity shares	52,893,986	46,862,176
<b>Effect of dilution:</b>		
Dilutive effect of stock options granted under ESOP	122,896	104,964
<b>Weighted average number of shares adjusted for the effect of dilution</b>	<b>53,016,882</b>	<b>46,967,140</b>
<b>Earning per equity share (Amount in Rs.)</b>		
Basic earnings per share	4.91	3.91
Diluted earnings per share	4.90	3.90

**Note:**

The above earning per share as at March 31, 2022 has been computed based on revised number of shares considering split and bonus issue during the year ended March 31, 2022.



23 Disclosure for employee benefits

(a) Defined contribution plans

Amount recognized as expenses and included in note 16 "Employee benefit expenses"

Particulars	For the year ended March 31, 2023	For the year ended March 31, 2022
Contribution to Provident fund	19.05	17.55
Contribution to Employee state insurance	1.49	1.60
<b>Total</b>	<b>20.54</b>	<b>19.15</b>

(b) Defined benefits plan

The Company has following post employment benefit which is in the nature of defined benefit plan:

Gratuity

The Company provides for gratuity for employees in India as per the Payment of Gratuity Act, 1972. Employees who are in continuous service for a period of 5 years are eligible for gratuity. The amount of gratuity payable on retirement/termination is the employees last drawn basic salary per month computed proportionately for 15 days salary multiplied for the number of years of service calculated on actuarial basis. The gratuity plan is a funded plan to the extent balance available in Gratuity account maintained with bank. Balance available in such account as at March 31, 2023 is Rs. 0.07 million (March 31, 2022: Rs. 0.07 million).

i. Reconciliation of defined benefit obligation

Particulars	As at March 31, 2023	As at March 31, 2022
<b>Opening defined benefit obligation</b>		
Current Service Cost	38.95	34.79
Past Service Cost	6.47	6.25
Interest Cost	-	-
Components of actuarial gain / (losses) on obligation	2.45	2.04
- Due to change in demographic assumptions	-	0.59
- Due to change in financial assumptions	(3.97)	(1.30)
- Due to experience adjustments	(0.26)	0.69
Benefits paid	4.36	4.15
<b>Closing defined benefit obligation</b>	<b>47.74</b>	<b>38.95</b>

ii. Reconciliation of the fair value of plan assets

Particulars	As at March 31, 2023	As at March 31, 2022
<b>Opening value of plan assets</b>		
Interest Income	0.07	0.07
Return on plan assets excluding amounts included in interest income	*	0.05
<b>Closing value of plan assets</b>	<b>0.07</b>	<b>0.07</b>

\* Figure nullified in conversion of Rupees in million.

iii. Net liability/(Asset) recognized in the Balance Sheet

Particulars	As at March 31, 2023	As at March 31, 2022
Present value of defined benefit obligations	47.74	38.95
Fair value of plan assets	(0.07)	(0.07)
<b>Net liability/(Asset) recognized in the Balance Sheet</b>	<b>47.67</b>	<b>38.88</b>

iv. Expenses recognized in the statement of profit and loss

Particulars	For the year ended March 31, 2023	For the year ended March 31, 2022
Current service cost	6.47	6.25
Net interest cost	2.45	1.99
<b>Net gratuity cost recognized in the statement of profit and loss</b>	<b>8.92</b>	<b>8.24</b>



23 Disclosure for employee benefits

v. Other Comprehensive Income

Particulars	For the year ended March 31, 2023	For the year ended March 31, 2022
Actuarial gains / (losses)		
- Due to change in demographic assumptions	-	0.59
- Due to change in financial assumptions	(3.97)	(1.30)
- Due to experience adjustments	(0.26)	0.69
Return on plan assets, excluding amount recognized in net interest expense	*	(0.05)
<b>Components of defined benefit costs recognized in other comprehensive income</b>	<b>(4.24)</b>	<b>(0.07)</b>

\* Figure nullified in conversion of Rupees in million.

vi. The major categories of plan assets as a percentage of the fair value of total plan assets

Particulars	As at March 31, 2023	As at March 31, 2022
Bank balance (escrow account)	100%	100%
<b>Total</b>	<b>100%</b>	<b>100%</b>

The principal assumptions used in determining above defined benefit obligations for the company's plan are shown below:

Particulars	As at March 31, 2023	As at March 31, 2022
Discount rate	7.35% p.a.	6.70% p.a.
Future salary increase	10.00% p.a.	8.00% p.a.
Employee turnover	Age 25 & below: 25% p.a. 25 to 35: 25% p.a. 35 to 45: 15% p.a. 45 to 55: 10% p.a. 55 & above: 0% p.a.	Age 25 & below: 25% p.a. 25 to 35: 25% p.a. 35 to 45: 15% p.a. 45 to 55: 10% p.a. 55 & above: 0% p.a.
Mortality rate	Indian Assured Lives Mortality (2012-14)	Indian Assured Lives Mortality (2012-14)

Sensitivity analysis for significant assumption is as under:

Particulars	Sensitivity level	Increase / (decrease) in defined benefit obligation	
		For the year ended March 31, 2023	For the year ended March 31, 2022
Discount rate	0.5% increase	(1.60)	(1.21)
	0.5% decrease	1.70	1.28
Salary increase	0.5% increase	1.64	1.25
	0.5% decrease	(1.56)	(1.20)
Employee turnover	Change by 10% upward	(0.94)	(0.49)
	Change by 10% downward	1.05	0.53

The following are the expected future benefit payments for the defined benefit plan (Undiscounted):

Particulars	As at March 31, 2023	As at March 31, 2022
Within the next 12 months (next annual reporting period)		
Between 2 and 5 years	5.10	4.71
Between 6 and 10 years	23.08	20.79
	17.35	12.47



24 Related party transactions

As per the Indian Accounting Standard on "Related Party Disclosures" (Ind AS 24), the related parties of the company are as follows:

Name of related parties and their relationship

**Holding Company**  
Basil Private Limited

**Subsidiary Companies**  
Bioneds India Private Limited (W.e.f. July 16, 2021)  
Activin Chemicals and Pharmaceuticals Private Limited (W.e.f. July 16, 2021 upto July 20, 2021)  
Amthara Life Sciences Private Limited (W.e.f. July 16, 2021) (Wholly owned subsidiary w.e.f. December 15, 2021)

**Joint venture and associate**  
Ingenuity Biosciences Private Limited (W.e.f. March 29, 2021)  
Bioneds India Private Limited (Upto July 15, 2021)

**Entity with significant influence on the Company**  
Bondway Investment Inc.

**Key managerial personnel of the Company**  
Mr. Nitin Deshmukh (Independent Director) (W.e.f. July 01, 2021)  
Mr. Rakesh Bhartia (Independent Director) (W.e.f. July 01, 2021)  
Mrs. Kavita Singh (Independent Director) (W.e.f. July 01, 2021)  
Mrs. Jeanne Hecht (Independent Director) (W.e.f. July 01, 2021)  
Mr. Jagannath Samavedam (Nominee Director - w.e.f. January 28, 2022) (Nominee Director - w.e.f. June 22, 2021 upto July 16, 2021)  
Mr. Apurva Shah (Director)  
Mr. Binoy Gardi (Director) (Till June 26, 2021)  
Mr. Ajay Tandon (Managing Director)  
Mr. Vivek Chhachhi (Nominee Director)  
Mr. Manu Sahni (Nominee Director)  
Ms. Aparajita Jethy Ahuja (Nominee Director)  
Mr. Kiran Marthak (Director)  
Mr. S. N. Vinaya Babu (Director) (W.e.f. July 16, 2021)  
Mr. Nirmal Bhatia (Company Secretary) (Chief Financial Officer - w.e.f. June 22, 2021)

Nature of transactions with related parties	For the year ended March 31, 2023	For the year ended March 31, 2022
<b><u>Holding company</u></b>		
<b>Basil Private Limited</b>		
Reimbursement receivable from selling shareholder recognized	0.68	9.98
<b><u>Entity with significant influence on the Company</u></b>		
<b>Bondway Investment Inc.</b>		
Reimbursement receivable from selling shareholder recognized	1.24	18.27
Dividend paid on CCCPS class 'A' shares	-	76.04
<b><u>Joint venture in which the company is a venturer</u></b>		
<b>Ingenuity Biosciences Private Limited</b>		
Reimbursement of expenses incurred	0.01	1.80
Reimbursement for employee stock options granted	0.02	0.05
Rent income	0.70	0.67
Sale of service	2.40	2.63
Purchase of service	4.02	-
Sale of property, plant and equipment	-	4.52
Loan given	12.00	23.00
Repayment of loan given	-	1.00
Interest income on loan given	-	0.38
Interest income on delayed payment towards MSME dues	0.02	1.62
Loan written off	34.00	-
<b><u>Subsidiary (W.e.f. July 16, 2021) (Associate w.e.f. March 19, 2021 to July 15, 2021)</u></b>		
<b>Bioneds India Private Limited</b>		
Investment in equity shares	100.00	-
Investment in Optionally Convertible Redeemable Preference Shares (OCRPS)	-	233.30
Interest income on loan given	-	10.16
Repayment of loan given	-	233.30
Purchase of consumables	0.28	-
Interest paid on delayed payment towards MSME dues	0.02	-
<b><u>Key managerial personnel</u></b>		
<b>Remuneration (including perquisites)</b>		
Mr. Ajay Tandon	15.00	15.00
<b>Acquisition of additional stake in Subsidiary Company</b>		
Mr. S. N. Vinaya Babu	350.00	509.81
<b>Professional fees paid to non-executive director</b>		
Mr. Kiran Marthak	3.60	2.85
Mr. Nitin Deshmukh	1.50	1.13
Mr. Rakesh Bhartia	1.50	1.13
Mrs. Kavita Singh	1.50	1.13
Mrs. Jeanne Hecht	3.22	2.28
<b>Salary (including perquisites)</b>		
Mr. Nirmal Bhatia	13.49	14.19



24 Related party transactions

Nature of transactions with related parties	For the year ended March 31, 2023	For the year ended March 31, 2022
<b>Rent - expense</b>		
Mr. Apurva Shah		
<b>Reimbursement of expenses</b>	0.60	0.50
Mr. Ajay Tandon		
Mr. Kiran Marthak	0.34	0.09
Mr. Nirmal Bhatia	0.12	0.11
<b>ESOP Expenses</b>	0.24	0.24
Mr. Ajay Tandon		
Mr. Kiran Marthak	2.79	7.12
Mr. Nirmal Bhatia	0.24	0.47
<b>Issue of shares on exercise of ESOP</b>	0.48	0.93
Mr. Nirmal Bhatia	-	17.50

Outstanding balances at the end of the year	As at March 31, 2023	As at March 31, 2022
<b>Holding company</b>		
<b>Basil Private Limited</b>		
Reimbursement receivable from selling shareholder	10.66	9.98
<b>Entity with significant influence on the Company</b>		
<b>Bondway Investment Inc.</b>		
Reimbursement receivable from selling shareholder	19.51	18.27
<b>Joint venture in which the company is a venturer</b>		
<b>Ingenuity Biosciences Private Limited</b>		
(Trade payable) / Reimbursement receivable	(1.75)	0.12
Loan given (including interest accrued)	-	22.34
<b>Subsidiary (W.e.f. July 16, 2021) (Associate w.e.f. March 19, 2021 to July 15, 2021)</b>		
<b>Bioneeds India Private Limited</b>		
Investment in Optionally Convertible Redeemable Preference Shares (OCRPS)	233.30	233.30
<b>Key managerial personnel</b>		
<b>Remuneration payable / (receivable) (including perquisites)</b>		
Mr. Ajay Tandon	1.04	1.09
<b>Professional fees payable to non-executive director</b>		
Mr. Kiran Marthak	-	0.27
Mr. Nitin Deshmukh	-	0.14
Mr. Rakesh Bhatia	-	0.11
Mrs. Kavita Singh	-	0.11
<b>Salary payable (including perquisites)</b>		
Mr. Nirmal Bhatia	0.91	0.76
<b>Reimbursement of expenses payable / (receivable)</b>		
Mr. Ajay Tandon	(0.02)	(0.10)
Mr. Kiran Marthak	0.08	0.03

**Terms and conditions of transactions with related parties**

(1) The Company's transactions with related parties are at arm's length. Management believes that the Company's domestic and international transactions with related parties post March 31, 2022 continue to be at arm's length and that the transfer pricing legislation will not have any impact on the financial statements particularly on the amount of the tax expense for the year and the amount of the provision for taxation at the year end.

(2) The future liability for gratuity and compensated absence is provided on aggregated basis for all the employees of the Company taken as a whole, the amount pertaining to key managerial personnel is not ascertainable separately and therefore not included above.

(3) Loan to Subsidiary (was an associate till July 15, 2021)

The loan granted to Bioneeds India Private Limited is intended to fund the repayment of its CVCFL liability. The loan is unsecured and is repayable on or before final maturity date which shall not be later than 3 months from the date of disbursement or such other date as mutually agreed among the parties to loan. Loan carries interest rate of 15.00% p.a. compounded annually. The loan has been utilized for the purpose for which it was granted. The said loan has been received on July 16, 2021.

(4) Loan to Joint venture in which the company is a venturer

The loan granted to Ingenuity Biosciences Private Limited is intended to fund its working capital requirements. The loan is unsecured and is repayable within 2 years from the date of agreement. However, the loan may be repaid at any time by the borrower. Loan carries interest rate of 6.00% p.a. compounded annually. The loan has been utilized for the purpose for which it was granted.

**Non-cash transaction with key managerial personnel:**

During the year ending March 31, 2022, the Company has acquired additional 25.00% of total share capital of Bioneeds equivalent to 1,785,721 equity shares from Mr. S. N. Vinaya Babu (Director of Veeda) for which the consideration has been paid by allotment of 2,839,864 own equity shares of the Company.

**Commitment with related party**

The company has not provided any commitment to related party as at March 31, 2023 (March 31, 2022: Nil).



25 Corporate social responsibility (CSR) expenditure

Particulars	For the year ended March 31, 2023			For the year ended March 31, 2022		
	In cash	Yet to be paid in cash	Total	In cash	Yet to be paid in cash	Total
a) The gross amount required to be spent by the Company on the corporate social responsibility (CSR) activities during the year as per the provisions of Section 135 of the Companies Act, 2013 (refer note below)			7.73			11.05
b) Amount approved by the board to be spent during the year			7.73			11.05
c) Amount spent during the year						
i) Construction / acquisition of asset	-	-	-	-	-	-
ii) On purposes other than (i) above	7.73	-	7.73	10.36	-	10.36
d) Details related to spent/unspent obligations:						
i) Contribution to public trust	-	-	-	-	-	-
ii) Contribution to charitable trust /Association of person registered under Section 12A of Income Tax Act, 1961	7.73	-	7.73	9.86	-	9.86
iii) Contribution to others	-	-	-	-	-	-
iv) Unspent amount in relation to:						
- Ongoing project	-	-	-	0.50	-	0.50
- Other than ongoing project	-	-	-	-	-	-
Total	7.73	-	7.73	10.36	-	10.36
e) reason for shortfall	Not applicable			Not applicable		
f) details of related party transactions, e.g., contribution to a trust controlled by the Company in relation to CSR expenditure as per relevant Accounting Standard,	Not applicable			Not applicable		
g) where a provision is made with respect to a liability incurred by entering into a contractual obligation, the movements in the provision during the year shall be shown separately	Not applicable			Not applicable		
h) Details of CSR expenditure under section 135(5) of the Act in respect of other than ongoing projects						
<b>Particulars</b>						<b>For the year ended March 31, 2023</b>
Balance as at April 01, 2022						(0.02)
Amount deposited in a specified fund of schedule VII of the Act within 6 months						-
Amount required to be spent during the year						7.73
Amount spent during the year						7.73
Balance unspent as at March 31, 2023						(0.02)
<b>Particulars</b>						<b>For the year ended March 31, 2022</b>
Balance as at April 01, 2021						(0.71)
Amount deposited in a specified fund of schedule VII of the Act within 6 months						-
Amount required to be spent during the year						11.05
Amount spent during the year						10.36
Balance unspent as at March 31, 2022						(0.02)

Note:

Amount required to be spent by the Company has been computed based on signed financial statements of respective years.

26 Details of dues to micro and small enterprises as per MSMED Act, 2006

The Ministry of Micro, Small and Medium Enterprises has issued an office memorandum dated August 26, 2008 which recommends that the Micro and Small Enterprises should mention in their correspondence with its customers the Entrepreneurs Memorandum Number as allocated after filing of the Memorandum in accordance with the 'Micro, Small and Medium Enterprises Development Act, 2006' ('the MSMED Act').

Accordingly, the disclosure in respect of the amounts payable to such enterprises as at March 31, 2023 has been made in the Financial Statements based on information received and available with the Company. Further in view of the Management, the impact of interest, if any, that may be payable in accordance with the provisions of the Act is not expected to be material. The Company has not received any claim for interest from any Supplier as at the Balance Sheet date.

The details as required by MSMED Act are given below:

Particulars	As at March 31, 2023	As at March 31, 2022
The principal amount and the interest due thereon remaining unpaid to any supplier as at the end of accounting year;		
<b>Principal and interest amount</b>		
Trade payable		
Capital payable	25.78	35.50
The amount of interest paid by the buyer under the MSMED Act, 2006 along with the amounts of the payment made to the supplier beyond the appointed day during each accounting year;	1.19	0.86
The amount of interest due and payable for the year (where the principal has been paid but interest under the MSMED Act not paid);	144.22	10.77
The amount of interest accrued and remaining unpaid at the end of accounting year; and	-	-
The amount of further interest due and payable even in the succeeding period, until such date when the interest dues as above are actually paid to the small enterprise, for the purpose of disallowance as a deductible expenditure under section 83 of MSMED Act, 2006.	-	-

On basis of information and records available with the Company, the above disclosures are made in respect of amount due to the micro and small enterprises, which have been registered with the relevant competent authorities. This has been relied upon by the auditors.





**Veeda Clinical Research Limited (formerly known as "Veeda Clinical Research Private Limited")**  
**Notes to Standalone Financial Statements for the year ended March 31, 2023**  
 (All amounts in rupees million, unless otherwise stated)

**27 Segment reporting**

The company is mainly engaged in the business of Clinical Research for various Pharmaceuticals Companies. The company's business falls within a single business segment of Clinical Research and all the activities of the Company revolve around this main business. The Chief Operating decision maker (CODM) monitors the operating results of the business as a whole for the purpose of making decisions about resource allocation and performance assessment. Therefore, management views company's business activity as a single segment and there are no separate reportable segments in terms of the requirements of Ind AS 108 "Operating Segments" as notified under section 133 of the companies Act 2013.

**Geographical segment**

For management purposes, the company is organized into two major operating geographies India and outside India. More than 30% of the Company's business is from India. The segment revenue is disclosed based on geographical location of customers in the financial statements for the year ended March 31, 2023 and March 31, 2022.

Revenue from external customers	For the year ended March 31, 2023	For the year ended March 31, 2022
India	940.98	849.38
US	663.85	400.36
Greece	404.44	132.17
Others	932.26	857.40

The following is an analysis of the carrying amount of non-current assets, which do not include deferred tax assets, income tax assets and financial assets analyzed by the geographical area in which the assets are located:

Carrying amount of non-current operating assets	As at March 31, 2023	As at March 31, 2022
India	1,155.29	811.83
Outside India	-	-

**Information about major customers:**

The company has assessed that there are no external customers from which the revenue from transactions is 10% or more of the Company's total revenue for the year ending March 31, 2023 and for the year ending March 31, 2022.



28 Financial instrument - fair value hierarchy

The significant accounting policies, including the criteria for recognition, the basis of measurement and the basis on which income and expenses are recognized, in respect of each class of financial asset, financial liability and equity instrument are disclosed in note 2 to the standalone financial statements.

Fair values

A. Category-wise classification of financial instrument

The carrying value of financial instruments by categories as at March 31, 2023 and March 31, 2022:

Particulars	Notes	As at March 31, 2023	As at March 31, 2022
<b>Financial assets:</b>			
<b>At cost</b>			
Investments	4.1	2,131.50	1,651.32
<b>Sub-total</b>		<b>2,131.50</b>	<b>1,651.32</b>
<b>At amortized cost</b>			
Loans (non-current)	4.5	-	22.34
Trade receivables	4.2	711.40	773.92
Cash and cash equivalents	4.3	333.20	577.16
Other bank balances	4.4	244.00	29.56
Other financial assets (current)	4.6	374.09	377.03
Other financial assets (non-current)	4.6	356.45	89.39
<b>Sub-total</b>		<b>2,019.14</b>	<b>1,869.40</b>
<b>Total</b>		<b>4,150.64</b>	<b>3,520.72</b>
<b>Fair value through profit and loss</b>			
Investments	4.1	780.17	1,117.28
Fair value of call option	4.6	40.88	73.15
		<b>821.05</b>	<b>1,190.43</b>
<b>Total financial assets</b>		<b>4,971.69</b>	<b>4,711.15</b>
<b>Financial liabilities</b>			
<b>At amortized cost</b>			
Trade payables	10.1	191.90	214.77
Lease liabilities	31	451.25	377.80
Other financial liabilities (current)	10.2	147.43	173.20
Other financial liabilities (non-current)	10.2	0.50	0.50
<b>Total</b>		<b>791.08</b>	<b>766.27</b>
<b>At fair value through profit &amp; loss</b>			
Mark to market liability on forward contracts	10.2	9.36	-
<b>Total</b>		<b>9.36</b>	<b>-</b>
<b>Total financial liabilities</b>		<b>800.44</b>	<b>766.27</b>

The management assessed that carrying values of financial assets i.e., cash and cash equivalents, trade payables, trade receivables, current investments and other financial assets and liabilities as at March 31, 2023 and March 31, 2022 are reasonable approximations of their fair values largely due to the short-term maturities of these instruments. The fair value of the financial assets and liabilities is included at the amount at which the instrument could be exchanged in a current transaction between willing parties, other than in a forced or liquidation sale.

Fair value hierarchy

The Company uses the following hierarchy for determining and/or disclosing the fair value of Financial Instruments by valuation techniques:

- Level 1: quoted prices (unadjusted) in active markets for identical Assets or Liabilities.
- Level 2: inputs other than quoted prices included within Level 1 that are observable for the Assets or Liabilities, either directly (i.e., as prices) or indirectly (i.e., derived from prices).
- Level 3: inputs for the Assets or Liabilities that are not based on observable market data (unobservable inputs).

Quantitative disclosures fair value measurement hierarchy :

Particulars	Fair Value		Fair Value hierarchy	Significant observable input
	As at March 31, 2023	As at March 31, 2022		
Investment in mutual funds at Fair value through profit and loss (refer note 4.1)	546.87	883.98	Level-1	NAV Statement provided by fund manager
Call option on non-controlling interest of subsidiary company (refer note 4.6)	40.88	73.15	Level-3	Third party independent valuation report
Mark to market liability on forward contracts (refer note 10.3)	9.36	-	Level-2	MTM statement by bank

Note: Investment in OCRPS is carried at cost considering the same as short term in nature and hence the fair value hierarchy has not been disclosed

Financial instrument measured at amortized cost

The carrying amount of financial assets and financial liabilities measured at amortized cost in the financial statements are a reasonable approximation of their fair values since the Company does not anticipate that the carrying amounts would be significantly different from the values that would eventually be received or settled.

Reconciliation of level 1 fair values

The following table shows a reconciliation from the opening balance to the closing balances for level 1 fair values representing investment in short term liquid mutual funds.

Particulars	As at March 31, 2023	As at March 31, 2022
Opening balance		
Net gain on investment in mutual funds	883.98	298.52
Purchases	40.13	12.85
Sales	38.00	799.98
<b>Closing balance</b>	<b>546.87</b>	<b>883.98</b>



**Veeda Clinical Research Limited (formerly known as "Veeda Clinical Research Private Limited")**  
**Notes to Standalone Financial Statements for the year ended March 31, 2023**  
 (All amounts in rupees million, unless otherwise stated)

**29 Financial risk management objectives and policies**

The Company's principal financial liabilities comprise trade and other payables. The main purpose of these financial liabilities is to carry out the Company's operations. The Company's principal financial assets include trade and other receivables and cash and cash equivalents that derive directly from its operations. The Company is exposed to market risk, credit risk and liquidity risk. The Company's senior management oversees the management of these risks and ensures that financial risk activities are governed by appropriate policies and procedures and that financial risks are identified, measured and managed in accordance with the Company's policies and risk objectives.

**(a) Market risk**

Market risk is the risk that the fair value or future cash flows of a financial instrument will fluctuate because of changes in market prices. Market risk comprises two types of risk: interest rate risk and currency risk. Financial instruments affected by market risk include receivables, payables and bank balances. Since there are no financial instrument with variable rate of interest, the Company is not exposed to interest rate risk.

The sensitivity analysis in the following sections relate to the position as at March 31, 2023 and March 31, 2022. The sensitivity analysis has been prepared on the basis that the amount of net debt and the proportion of financial instruments in foreign currencies are all constant. The analysis excludes the impact of movements in market variables on the carrying values of granule and other post-retirement obligations and provisions.

The sensitivity of the relevant profit or loss item to the effect of the assumed changes in respective market risks. This is based on the financial assets and financial liabilities held at March 31, 2023 and March 31, 2022.

**Foreign currency risk**

Foreign currency risk is the risk that the fair value or future cash flows of an exposure will fluctuate because of changes in foreign exchange rates. The company's exposure to the risk of changes in foreign exchange rates relates to the company's operating activities denominated in United States Dollar (USD), Euro (EUR), British Pound Sterling (GBP) and Canadian Dollar (CAD).

The following table sets forth information relating to unhedged foreign currency exposure as at March 31, 2023 and March 31, 2022.

**(i) Foreign currency financial assets:**

Particulars	As at March 31, 2023		As at March 31, 2022	
	In foreign currency	Amount	In foreign currency	Amount
<b>Trade receivables:</b>				
USD	3,546,809	201.01	4,958,369	375.87
EURO	1,896,383	169.93	1,683,246	142.50
CAD	27,993	1.70	-	-
GBP	586	0.66	8,521	0.85
<b>Cash and cash equivalents:</b>				
<b>Balances with Banks:</b>				
- On current accounts				
USD	954,456	78.47	226,498	70.99
EURO	275,513	24.69	47,926	3.98
<b>Cash on hand</b>				
USD				
EURO	976	0.08	470	0.04
CAD	466	0.04	891	0.08
GBP	289	0.02	289	0.02
	66	0.01	66	0.01
<b>Total</b>		<b>\$66.61</b>		<b>\$94.34</b>

**(ii) Foreign currency financial liabilities:**

Particulars	As at March 31, 2023		As at March 31, 2022	
	In foreign currency	Amount	In foreign currency	Amount
<b>Trade payables:</b>				
- USD	46,370	3.81	27,423	2.08
<b>Capital creditors:</b>				
- USD	510,678	43.63	1,135,900	86.11
<b>Refund liability to customers:</b>				
- USD	256,927	21.12	145,856	11.05
<b>Total</b>		<b>68.56</b>		<b>99.25</b>

**Foreign currency sensitivity**

The following tables demonstrate the sensitivity to a reasonably possible change in USD, EURO, CAD and GBP exchange rates, with all other variables held constant. The impact on the Company's profit before tax is due to changes in the fair value of monetary assets and liabilities.

Effect in amount	Particulars	Profit or (loss)		Equity, net of tax	
		Strengthening	Weakening	Strengthening	Weakening
<b>March 31, 2023</b>					
5% Movement					
USD					
EUR		15.08	(15.08)	11.28	(11.28)
CAD		9.73	(9.73)	7.28	(7.28)
GBP		0.69	(0.69)	0.66	(0.66)
		*	*	*	*
<b>March 31, 2022</b>					
5% Movement					
USD					
EUR		17.38	(17.38)	13.01	(13.01)
CAD		7.33	(7.33)	5.48	(5.48)
GBP		*	*	*	*
		0.61	(0.61)	0.63	(0.63)

\* Figure nullified in conversion of Rupees in million.



**Veeda Clinical Research Limited (formerly known as "Veeda Clinical Research Private Limited")**  
**Notes to Standalone Financial Statements for the year ended March 31, 2023**  
 (All amounts in rupees million, unless otherwise stated)

**29 Financial risk management objectives and policies**

**Derivatives**

The Company is exposed to certain risks relating to its ongoing business operations. The primary risks managed using derivative instruments are foreign currency risk. The derivatives are taken to cover foreign exchange risk of highly probable forecast sales transactions occurring in foreign currencies and foreign currency receivables.

**Derivatives not designated as hedging instruments**

The Company uses foreign exchange forward contracts to manage some of its transaction exposures. The foreign exchange forward contracts are not designated as cash flow hedges and are entered into with foreign currency exposure of the underlying transactions, generally within 12 months. Outstanding derivatives instruments are as follows:

Particulars	Maturity				
	Less than 1 month	1 to 3 months	3 to 6 months	6 to 9 months	9 to 12 months
<b>As at March 31, 2023</b>					
<b>Foreign exchange forward contracts (highly probable forecast sales)</b>					
Notional amount					
Average forward rate (Rs./USD)	51.57	22.91	147.60	88.64	-
Notional amount	81.61	82.90	81.94	81.63	-
Average forward rate (Rs./EUR)	37.34	68.84	97.04	58.20	-
Notional amount	81.61	84.00	86.31	80.95	-
<b>As at March 31, 2022</b>					
<b>Foreign exchange forward contracts (highly probable forecast sales)</b>					
Notional amount	-	-	-	-	-
Average forward rate (Rs./USD)	-	-	-	-	-
Notional amount	-	-	-	-	-
Average forward rate (Rs./EUR)	-	-	-	-	-

The impact of the hedging instruments on the balance sheet is, as follows:

Particulars	Notional amount	Carrying amount	Line item in the balance sheet
<b>As at March 31, 2023</b>			
Foreign exchange forward contracts (highly probable forecast sales)	651.89	9.36	Mark to market liability on forward contracts under current financial liability
<b>As at March 31, 2022</b>			
Foreign exchange forward contracts (highly probable forecast sales)	-	-	Mark to market liability on forward contracts under current financial liability

**(b) Credit risk**

Credit risk is the risk that counterparty will not meet its obligations under a financial instrument or customer contract, leading to a financial loss. The company is exposed to credit risk from its operating activities (primarily trade receivables) and from its financing activities, including deposits with banks and financial institutions, foreign exchange transactions and other financial instruments.

**Trade Receivables**

Trade Receivables of the company are unsecured. Credit risk is managed through periodic monitoring of the creditworthiness of customers in the normal course of business. The allowance for impairment of Trade receivables is created to the extent and as and when required, based upon the expected collectability of accounts receivables. The company evaluates the concentration of risk with respect to trade receivables as low, as its Customers are group of repeat.

The maximum exposure to credit risk for trade receivable by geographic region are as follows:

Particulars	As at March 31, 2023	As at March 31, 2022
Domestic	290.16	280.08
Other regions	463.30	519.22
<b>Total</b>	<b>753.46</b>	<b>799.30</b>

**Age of trade receivables (gross)**

Particulars	As at March 31, 2023	As at March 31, 2022
Not due		
Less than 6 months	412.20	462.64
6 months - 1 year	278.08	224.64
1-2 years	15.33	83.72
2-3 years	30.45	14.73
More than 3 years	3.41	-
<b>Total</b>	<b>753.46</b>	<b>799.30</b>



**Veeda Clinical Research Limited (formerly known as "Veeda Clinical Research Private Limited")**  
**Notes to Standalone Financial Statements for the year ended March 31, 2023**  
 (All amounts in rupee million, unless otherwise stated)

**29 Financial risk management objectives and policies**

**Financial instruments and cash deposits**

Credit risk from balances with banks and financial institutions is managed by the company's treasury department in accordance with the company's policy. Investments of surplus funds are made only with approved counterparties and within credit limits assigned to each counterparty. Counterparty credit limits are reviewed by the company's Board of Directors on an annual basis, and may be updated throughout the year subject to approval of the senior management. The limits are set to minimize the concentration of risks and therefore mitigate financial loss through counterparty's potential failure to make payments.

**(c) Liquidity risk**

Liquidity risk is the risk that the company may not be able to meet its present and future cash and collateral obligations without incurring unacceptable losses. The company's objective is to, at all times maintain optimum levels of liquidity to meet its cash and collateral requirements. The company closely monitors its liquidity position and deploys a robust cash management system. It maintains adequate sources of financing through various short term and long term loans at an optimal cost.

The table below summarizes the maturity profile of the company's financial liabilities as at March 31, 2023 and March 31, 2022:

Particulars	On demand	Less than 1 year	1 year to 5 years	More than 5 years	Total
<b>As at March 31, 2023</b>					
Trade payables	-	191.90	-	-	191.90
Lease liabilities	-	76.40	227.38	147.47	451.25
Other financial liabilities	-	150.82	-	0.50	157.30
<b>Total</b>	-	<b>425.10</b>	<b>227.38</b>	<b>147.97</b>	<b>800.45</b>
<b>As at March 31, 2022</b>					
Trade payables	-	214.77	-	-	214.77
Lease liabilities	-	72.14	200.08	105.28	377.80
Other financial liabilities	-	173.20	-	0.50	173.70
<b>Total</b>	-	<b>460.11</b>	<b>200.08</b>	<b>106.08</b>	<b>766.27</b>

# includes committed interest payment on borrowings.

**30 Capital management**

The company aims to manage its capital efficiently so as to safeguard its ability to continue as a going concern and to optimize returns to the shareholders.

The capital structure of the company is based on management's judgement of the appropriate balance of key elements in order to meet its strategic and day-to-day needs. We consider the amount of capital in proportion to risk and manage the capital structure in light of changes in economic conditions and the risk characteristics of the underlying assets. In order to maintain or adjust the capital structure, the company may adjust the amount of dividends paid to shareholders, return capital to shareholders or issue new shares.

The company's policy is to maintain a stable and strong capital structure with a focus on total equity so as to maintain investor, creditors and to sustain future development and growth of its business. The company will take appropriate steps in order to maintain, or if necessary adjust, its capital structure.

No changes were made in the objectives, policies or processes for managing capital during the year ended March 31, 2023 and March 31, 2022.

Particulars	As at March 31, 2023	As at March 31, 2022
Debt (refer note i below)	451.25	377.80
Less: Cash and cash equivalents	333.20	277.16
<b>Net debt</b>	<b>118.05</b>	<b>(199.36)</b>
Equity share capital	105.78	105.78
Other equity	5,106.02	4,631.83
<b>Total equity</b>	<b>5,211.80</b>	<b>4,737.63</b>
<b>Net debt to equity ratio (refer note ii below)</b>	<b>2.27%</b>	

**Notes:**

- i. Debt is defined as non-current borrowings and current borrowings (excluding financial guarantee contracts and contingent consideration) and lease liabilities.  
 ii. Since net debt to equity ratio as at March 31, 2022 is negative, it is not considered for calculation.



**Veeda Clinical Research Limited (formerly known as "Veeda Clinical Research Private Limited")**  
**Notes to Standalone Financial Statements for the year ended March 31, 2023**  
 (All amounts in rupees million, unless otherwise stated)

**31 Leases**

**Company as a Lessee:**

The company has operating lease for various premises which are renewable on a periodic basis and cancellable at its option. The lease terms of premises are between 3 to 9 years. The company has availed the exemption of low value of assets. Lease payments evaluated by the company are fixed payments in nature with company not exercising any termination or renewal options to terminate or extend the original lease term. Useful life of right of use asset for computation of amortization expense on right of use assets is assumed to be the term of the lease and method used is straight-line method.

The company has taken certain premises on lease wherein lease rent is of low value amounting to Rs. 0.88 million for the year ended March 31, 2023 (Year ended March 31, 2022: Rs. 1.07 million). The company applies low value lease rent exemption for these leases.

**i) The carrying value of right of use and depreciation charged during the year**

Particulars	As at March 31, 2023	As at March 31, 2022
<b>Premises</b>		
Opening balance		
Additions during the year	298.47	363.09
Termination during the year	199.36	3.05
Depreciation charged during the year (refer note 3)	(55.92)	(1.51)
<b>Closing balance</b>	<b>355.64</b>	<b>298.47</b>

**ii) The movement in lease liabilities during the year**

Particulars	As at March 31, 2023	As at March 31, 2022
Opening balance		
Additions	377.80	434.02
Termination during the year	193.61	3.06
Payment of lease liabilities	(62.83)	(1.82)
Interest expenses (refer note 17)	(106.42)	(98.20)
<b>Closing balance</b>	<b>451.25</b>	<b>377.80</b>

**iii) Balances of lease liabilities**

Particulars	As at March 31, 2023	As at March 31, 2022
Current lease liabilities		
Non-current lease liabilities	76.40	72.14
<b>Total</b>	<b>374.85</b>	<b>305.66</b>
	<b>451.25</b>	<b>377.80</b>

**iv) Amount recognized in statement of profit and loss during the year**

Particulars	For the year ended March 31, 2023	For the year ended March 31, 2022
Depreciation expense on right of use asset (refer note 3)	86.27	66.16
Interest expense on lease liabilities (refer note 17)	49.09	40.74
Expenses relating to low value leases (included in other expense) (refer note 19)	0.88	1.07
Gain on lease termination (refer note 14)	(7.48)	(0.34)
<b>Total</b>	<b>128.76</b>	<b>107.63</b>

**v) Maturity analysis of lease liabilities**

Particulars	As at March 31, 2023	As at March 31, 2022
Maturity analysis of contractual undiscounted cash flows		
Less than one year		
One to five years	76.40	72.14
More than five years	227.38	200.08
<b>Total</b>	<b>147.47</b>	<b>105.58</b>
	<b>451.25</b>	<b>377.80</b>

**vi) Amount recognized in cash flow Statement**

Particulars	For the year ended March 31, 2023	For the year ended March 31, 2022
Payment of principal portion of lease liability		
Payment of interest portion of lease liability	57.33	57.46
<b>Total</b>	<b>49.09</b>	<b>40.74</b>
	<b>106.42</b>	<b>98.20</b>



**32 Employee stock option plans**

Under ESOP 2019, the board of directors is authorized to grant options exercisable into subscription of shares of the company. Each option shall be convertible into one equity share and the aggregate number of options subscribed into shares shall not exceed 5% of the paid-up capital of the Company. The options granted under ESOP 2019 will be exercisable at an exercise price of Rs. 10,644 per share for round 1 to 3 and Rs. 12,822 per share for round 4 (Rs. 177.40 for round 1 to 3 and Rs. 213.70 for round 4 after considering effect of split and bonus issue). If the options expire or become unexercisable without having been exercised in full, the unexercised options, which were subject thereto, shall become available for future grant.

The fair value of the share options is estimated at the grant date using Black-Scholes model, taking into account the terms and conditions upon which the share options were granted. However, the above performance condition is only considered in determining the number of instruments that will ultimately vest.

The contractual term of each option granted is varying from 85 months to 101 months. There are no cash settlement alternatives. The company does not have a past practice of cash settlement for these share options. The company accounts for the Veeda Employee Stock Option Plan 2019 (VESP) as an equity-settled plan.

The expense recognized for employee services received during the year is shown in the following table:

Particulars	For the year ended March 31, 2023	For the year ended March 31, 2022
Expense arising from equity-settled share-based payment transactions	4.80	18.22
<b>Total expense arising from share-based payment transactions</b>	<b>4.80</b>	<b>18.22</b>

There were no cancellations or modifications to the awards during the year ending March 31, 2023 and March 31, 2022.

**Movements during the year**

The following table illustrates the number and weighted average exercise prices (WAEP) of, and movements in, share options during the year:

**Year ended March 31, 2023\***

Particulars	WAEP (Rs.) 177.40 Number of ESOP	WAEP (Rs.) 213.70 Number of ESOP
Outstanding at the beginning of the year	811,680	680,160
Granted during the year	-	-
Forfeited during the year	55,620	146,250
Exercised during the year	-	-
Expired during the year	-	-
Outstanding at the end of the year	756,060	533,910
<b>Exercisable at the end of the year</b>	<b>599,040</b>	<b>266,100</b>

\*Number of ESOP and WAEP are considered after the bonus and split impact (refer note 8).

**Year ended March 31, 2022\***

Particulars	WAEP (Rs.) 177.40 Number of ESOP	WAEP (Rs.) 213.70 Number of ESOP
Outstanding at the beginning of the year	1,174,800	-
Granted during the year	-	795,600
Forfeited during the year	47,520	115,440
Exercised during the year	315,600	-
Expired during the year	-	-
Outstanding at the end of the year	811,680	680,160
<b>Exercisable at the end of the year</b>	<b>423,960</b>	<b>170,040</b>

\*Number of ESOP and WAEP are considered after the bonus and split impact (refer note 8).

The following tables list the inputs to the models used for the year ended March 31, 2022:

Particulars	WAEP (Rs.) 177.40	WAEP (Rs.) 213.70
	VESP	VESP
Weighted average fair values at the measurement date #		
Dividend yield (%)	30.97	38.03
Expected volatility (%)	-	-
Risk-free interest rate (%)	22.26	21.14
Expected life of share options (years)	5.83	6.32
Weighted average share price (Rs.) #	5.75	6.50
Model used	184.47	211.32
	Black-Scholes	Black-Scholes

# Weighted average fair values at the measurement date and Weighted average share price are considered after the bonus and split impact (refer note 8).

The expected volatility reflects the assumption that the historical volatility over a period similar to the life of the options is indicative of future trends, which may not necessarily be the actual outcome.



33 Ratio analysis and its elements

Particulars	Numerator	Denominator	As at March 31, 2023	As at March 31, 2022	% change from March, 2022 to March 2023
Current ratio	Current Assets	Current Liabilities	2.73	3.44	-21%
Debt- Equity Ratio	Current borrowings + Non-current borrowings+ lease payments	Shareholder's Equity	0.09	0.08	9%
Debt Service Coverage ratio	Earning for Debt Service = Net Profit after taxes + Non-cash operating expenses + Interest + other adjustments	Debt service = Interest & Lease Payments + Principal Repayments	4.94	3.50	41%
Return on Equity ratio	Net Profits after taxes - Preference Dividend	Average Shareholder's Equity	0.05	0.06	-8%
Inventory Turnover ratio	Cost of goods sold	Average Inventory	3.00	2.98	1%
Trade Receivable Turnover Ratio	Net credit sales = Gross credit sales - sales return	Average Trade Receivable	3.99	3.65	9%
Trade Payable Turnover Ratio	Net credit purchases = Gross credit purchases - purchase return	Average Trade Payables	0.89	1.19	-25%
Net Capital Turnover Ratio	Net sales = Total sales - sales return	Average working capital = Current assets - Current liabilities	1.55	1.71	-9%
Net Profit ratio	Net Profit after tax	Net sales = Total sales - sales return	9%	8%	7%
Return on Capital Employed	Earnings before interest and taxes	Capital Employed = Tangible Net Worth + Total Debt + Deferred Tax Liability	7%	6%	28%
Return on Investment	Interest (Finance Income)	Investment	2%	1%	77%

Reason for change more than 25% in above ratios

Particulars	Reasons for % change from March 31, 2022 to March 31, 2023
Current ratio	Not Applicable#
Debt- Equity Ratio	Not Applicable#
Debt Service Coverage ratio	There is an improvement in debt service coverage ratio due to increase in profits.
Return on Equity ratio	Not Applicable#
Inventory Turnover ratio	Not Applicable#
Trade Receivable Turnover Ratio	Not Applicable#
Trade Payable Turnover Ratio	There is an improvement in trade payable turnover ratio due to decrease in purchase.
Net Capital Turnover Ratio	Not Applicable#
Net Profit ratio	Not Applicable#
Return on Capital Employed	There is an improvement in return on capital employed due to increase in profits.
Return on Investment	There is increase in return on investment due to increase in interest rate of fixed deposits.

# Since change is less than 25%, reasons for such changes are not given as per the requirements.





**Veeda Clinical Research Limited (formerly known as "Veeda Clinical Research Private Limited")**  
**Notes to Standalone Financial Statements for the year ended March 31, 2023**  
(All amounts in rupees million, unless otherwise stated)

- 34 Government of India's Code for Social Security 2020 (the 'Code') received assent from the President in September 2020. However, the date from when the Code will become applicable and rules have not yet been notified. The Company will assess the impact of the Code and account for the same once the effective date and rules are notified.
- 35 There are no material subsequent events which have any significant impact on financial statements of the Company.
- 36 **Other Statutory information:**
- (i) The Company does not have any Benami property, where any proceeding has been initiated or pending against the Company for holding any Benami property under the Benami Transactions (Prohibition) Act, 1988 and rules made thereunder.
- (ii) The Company does not have any transactions with Companies Struck off.
- (iii) The Company does not have any charges or satisfaction which is yet to be registered with ROC beyond the statutory period.
- (iv) The Company does not have not traded or invested in Cryptocurrency or Virtual Currency during the financial year.
- (v) The Company has not advanced or loaned or invested funds to any other person(s) or entity(ies), including foreign entities (Intermediaries) with the understanding that the Intermediary shall:
- (a) directly or indirectly lend or invest in other persons or entities identified in any manner whatsoever by or on behalf of the company (Ultimate Beneficiaries), or
- (b) provide any guarantee, security or the like to or on behalf of the Ultimate Beneficiaries.
- (vi) The Company has not received any fund from any person(s) or entity(ies), including foreign entities (Funding Party) with the understanding (whether recorded in writing or otherwise) that the Company shall:
- (a) directly or indirectly lend or invest in other persons or entities identified in any manner whatsoever by or on behalf of the Funding Party (Ultimate Beneficiaries), or
- (b) provide any guarantee, security or the like on behalf of the Ultimate Beneficiaries.
- (vii) The Company does not have any such transaction which is not recorded in the books of accounts that has been surrendered or disclosed as income during the year in the tax assessments under the Income Tax Act, 1961 (such as, search or survey or any other relevant provisions of the Income Tax Act, 1961).
- (viii) The Company has not been declared a Wilful Defaulter by any bank or financial institution or consortium thereof in accordance with the guidelines on wilful defaulters issued by the RBI.
- (ix) There is no immovable property whose title deed is not held in the name of the Company.
- (x) The Company has complied with the number of layers prescribed under clause (87) of section 2 of the Act read with the Companies (Restriction on number of Layers) Rules, 2017.
- (xi) The Company has availed loans from banks on the basis of security of current assets. The Company files statement of current assets with the bank on periodical basis. There are no material discrepancies between the statements filed by the Company and the books of accounts of the Company.
- (xii) The Company has not entered into any scheme of arrangement in terms of sections 230 to 237 of the Companies Act, 2013.
- 37 With effect from August 5, 2022, the Ministry of Corporate Affairs (MCA) has amended the Companies (Accounts) Rules, 2014, relating to maintenance of electronic books of account and other relevant books and papers on daily basis in the servers located within India. However, Company has not taken backups on weekend (i.e. Sunday), however, the backup of the same is covered on the following weekday (i.e. Monday). Considering the requirement under applicable statute, management will take necessary steps and configure systems to ensure that back up for books of accounts will be maintained on a daily basis.

As per our report of even date  
For S R B C & Co. LLP  
Chartered Accountants  
ICAI FRN: 324982E/E300003

  
per Sukrut Mehta  
Partner  
Membership No. 101974

Date: September 05, 2023  
Place: Ahmedabad, India



For and on Behalf of the Board of Directors of  
Veeda Clinical Research Limited  
(formerly known as "Veeda Clinical Research Private Limited")  
(CIN : U73100GJ2004PLC044023)



Nitin Deshmukh  
Chairman  
DIN: 00060743

Date: September 05, 2023  
Place: Ahmedabad, India



Ajay Tandon  
Managing Director  
DIN: 02210072

Place: Toronto, Canada



Nirmal Bhatia  
Company Secretary & CFO  
ICSI Membership No. 12551

Place: Ahmedabad, India



**Veeda Clinical Research Limited (formerly known as "Veeda Clinical Research Private Limited")**  
**Consolidated Balance Sheet as at March 31, 2023**  
 (All amounts in Indian rupees million, unless otherwise stated)

Particulars	Notes	As at March 31, 2023	As at March 31, 2022
<b>I. Assets</b>			
<b>Non-current assets</b>			
(a) Property, plant and equipment	3.1	1,616.83	1,218.25
(b) Capital work-in-progress	3.2	186.95	190.18
(c) Goodwill	41 (b)	1,080.58	1,080.58
(d) Right of use assets	3.3	526.82	408.49
(e) Other intangible assets	3.4	220.37	223.87
(f) Intangible assets under development	3.2	39.75	13.72
(g) Investment in associate and joint venture	4.1	-	-
(h) Financial assets			
(i) Loans	8	-	15.11
(ii) Other financial assets	9	423.85	215.94
(i) Income tax assets (net)	11	236.28	230.46
(j) Other non-current assets	10	80.31	54.50
<b>Total non-current assets</b>		<b>4,405.74</b>	<b>3,651.10</b>
<b>Current assets</b>			
(a) Inventories	12	71.08	84.51
(b) Financial assets			
(i) Investments	4.2	546.87	883.98
(ii) Trade receivables	5	1,051.24	981.43
(iii) Cash and cash equivalents	6	368.71	595.89
(iv) Bank balance other than (iii) above	7	244.00	29.56
(v) Other financial assets	9	453.03	401.71
(c) Other current assets	10	206.59	147.24
<b>Total current assets</b>		<b>2,941.92</b>	<b>3,124.32</b>
<b>Total assets</b>		<b>7,347.66</b>	<b>6,775.42</b>
<b>II. Equity and liabilities</b>			
<b>Equity</b>			
(a) Equity Share capital	13	105.78	105.78
(b) Other equity	14	4,465.82	4,195.82
<b>Equity attributable to equity holders of the parent</b>		<b>4,571.60</b>	<b>4,301.60</b>
Non-controlling interest		57.73	71.22
<b>Total equity</b>		<b>4,629.33</b>	<b>4,372.82</b>
<b>Liabilities</b>			
<b>Non-current liabilities</b>			
(a) Financial liabilities			
(i) Borrowings	15	259.12	353.50
(ii) Lease liabilities	35	544.57	424.43
(iii) Other financial liabilities	17	0.50	0.56
(b) Provisions	19	66.83	53.50
(c) Deferred tax liabilities (net)	21	37.37	57.30
<b>Total non-current liabilities</b>		<b>908.39</b>	<b>889.09</b>
<b>Current liabilities</b>			
(a) Financial liabilities			
(i) Borrowings	15	226.62	118.52
(ii) Lease liabilities	35	101.06	91.43
(iii) Trade payables			
(a) total outstanding dues of micro enterprises and small enterprises	16	35.33	42.68
(b) total outstanding dues of creditors other than micro enterprises and small enterprises		186.37	205.10
(iv) Other financial liabilities	17	233.66	242.13
(b) Other current liabilities	18	997.19	781.74
(c) Provisions	19	22.13	29.42
(d) Income tax liabilities (net)	20	7.58	2.49
<b>Total current liabilities</b>		<b>1,809.94</b>	<b>1,513.51</b>
<b>Total liabilities</b>		<b>2,718.33</b>	<b>2,402.60</b>
<b>Total equity and liabilities</b>		<b>7,347.66</b>	<b>6,775.42</b>

Summary of significant accounting policies 2.1  
 Summary of significant accounting judgements, estimates and assumptions 2.2  
 The accompanying notes are an integral part of these consolidated financial statements.

As per our report of even date  
**For S R B C & Co. LLP**  
 Chartered Accountants  
 ICAI FRN: 324982E/E300003

*Sukrut Mehta*  
 per Sukrut Mehta  
 Partner  
 Membership No. 101974

Date: September 05, 2023  
 Place: Ahmedabad, India



**For and on Behalf of the Board of Directors of**  
**Veeda Clinical Research Limited**  
 (formerly known as "Veeda Clinical Research Private Limited")  
 (CIN : U73100GJ2004PLC044023)

*Nitin Deshmukh*  
 Nitin Deshmukh  
 Chairman  
 DIN: 00060743

*Ajay Tandon*  
 Ajay Tandon  
 Managing Director  
 DIN: 02210072

*N.A. Bhatia*  
 Nirmal Bhatia  
 Company Secretary & CFO  
 ICSI Membership No. 12551

Date: September 05, 2023  
 Place: Ahmedabad, India    Place: Toronto, Canada    Place: Ahmedabad, India



Veeda Clinical Research Limited (formerly known as "Veeda Clinical Research Private Limited")  
Statement of Consolidated Profit and Loss for the year ended March 31, 2023  
(All amounts in Indian rupees million, unless otherwise stated)

Sr. No.	Particulars	Notes	Year ended March 31, 2023	Year ended March 31, 2022
(I)	Revenue from operations	22	4,095.78	2,880.26
(II)	Other income	23	106.32	50.83
(III)	<b>Total income (I+ II)</b>		<b>4,202.10</b>	<b>2,931.09</b>
(IV)	<b>Expenses</b>			
	Cost of material consumed	24	329.87	282.60
	Employee benefits expense	25	1,091.82	872.73
	Finance costs	26	138.82	96.29
	Depreciation and amortization expense	3	380.25	254.06
	Clinical and analytical research expenses	27	939.25	608.28
	Other expenses	28	700.62	502.39
	<b>Total expenses (IV)</b>		<b>3,580.63</b>	<b>2,616.35</b>
(V)	<b>Profit before share of profit / (loss) of an associate and a joint venture, exceptional items and tax (III-IV)</b>		<b>621.47</b>	<b>314.74</b>
(VI)	Share of profit / (loss) from joint venture and associate (net of tax) (refer note 40 and 41 (a))		(26.67)	3.44
(VII)	<b>Exceptional items (VII)</b>	41 (b)	-	341.17
(VIII)	<b>Profit before tax (V + VI + VII)</b>		<b>594.80</b>	<b>659.35</b>
(IX)	<b>Tax expense</b>	21		
	(1) Current tax		192.79	94.24
	(2) Deferred tax charge / (credit)		(19.29)	60.53
	(3) Adjustment of tax relating to earlier years		(2.93)	
	<b>Total tax expense (IX)</b>		<b>170.57</b>	<b>154.77</b>
(X)	<b>Profit for the year (VIII-IX)</b>		<b>424.23</b>	<b>504.58</b>
(XI)	<b>Other comprehensive income (OCI)</b>			
	<b>Items that will not be reclassified to profit or loss in subsequent periods</b>			
	Re-measurement gains/ (losses) on defined benefit plans		(2.48)	0.89
	Income tax effect		0.62	(0.07)
	<b>Total other comprehensive income / (loss) for the year (net of tax) before share of profit from joint venture and associate</b>		<b>(1.86)</b>	<b>0.82</b>
	Share of other comprehensive income from joint venture and associate (net of tax)		-	(0.17)
	<b>Total other comprehensive income / (loss) for the year</b>		<b>(1.86)</b>	<b>0.65</b>
(XII)	<b>Total comprehensive income for the year (net of tax) (X+ XI)</b>		<b>422.37</b>	<b>505.23</b>
(XIII)	<b>Profit for the year</b>			
	Attributable to:			
	- Equity holders of the parent		401.15	480.71
	- Non-controlling interests		23.08	23.87
			<b>424.23</b>	<b>504.58</b>
(XIV)	<b>Other comprehensive income / (loss) for the year</b>			
	Attributable to:			
	- Equity holders of the parent		(2.08)	0.23
	- Non-controlling interests		0.22	0.42
			<b>(1.86)</b>	<b>0.65</b>
(XV)	<b>Total comprehensive income for the year</b>			
	Attributable to:			
	- Equity holders of the parent		399.07	480.94
	- Non-controlling interests		23.30	24.29
			<b>422.37</b>	<b>505.23</b>
	<b>Earnings per equity share (EPS)</b>	29		
	Computed on the basis of profit for the year (In Rs.)			
	- Basic		7.58	10.26
	- Diluted		7.57	10.24

Summary of significant accounting policies 2.1  
Summary of significant accounting judgements, estimates and assumptions 2.2  
The accompanying notes are an integral part of these consolidated financial statements.

As per our report of even date  
For S R B C & Co. LLP  
Chartered Accountants  
ICAI FRN: 324982E/E300003

For and on Behalf of the Board of Directors of  
Veeda Clinical Research Limited  
(formerly known as "Veeda Clinical Research Private Limited")  
(CIN : U73100GJ2004PLC044023)

per Sukrut Mehta  
Partner  
Membership No. 101974  
Date: September 05, 2023  
Place: Ahmedabad, India

Nitin Deshmukh  
Chairman  
DIN: 00060743  
Date: September 05, 2023  
Place: Ahmedabad, India

Ajay Tandon  
Managing Director  
DIN: 02210072  
Place: Toronto, Canada

Nirmal Bhatia  
Company Secretary & CFO  
ICSI Membership No.12551  
Place: Ahmedabad, India



Veeda Clinical Research Limited (formerly known as "Veeda Clinical Research Private Limited")  
Statement of Consolidated cash flows for the year ended March 31, 2023  
(All amounts in Indian rupees million, unless otherwise stated)

Particulars	Year ended March 31, 2023	Year ended March 31, 2022
<b>A Cash flow from operating activities</b>		
Profit before tax	594.80	659.35
Adjustment to reconcile profit before tax to net cash flows		
Gain on fair valuation on investment	-	(341.17)
Share of (profit) / loss from an associate and a joint venture	26.67	(3.44)
Depreciation and amortization expense	380.24	254.06
Employee stock option cost	4.80	18.22
Finance cost	138.72	96.29
Net loss on mark to market of outstanding forward contract	9.36	-
Bad debts written off (net of provision)	-	0.92
Gain on fair value of call option	(1.41)	(3.90)
IPO expenses	10.03	14.87
Net interest income	(18.26)	(20.19)
Net gain on sale and restatement of mutual fund	(40.13)	(12.85)
Loss on sale of property, plant and equipment (net of gain)	0.48	0.14
Liabilities no longer required written back	(10.49)	(8.71)
Provision for doubtful debts	22.92	19.51
Provision for doubtful advances	-	0.40
Provision for slow moving and non-moving inventory	26.48	-
Property, plant and equipment written off	14.45	3.54
Gain on lease termination	(7.48)	(0.34)
Unrealized foreign exchange loss	4.72	(1.23)
Contract asset written off	13.99	-
Other receivables written off	0.89	0.23
<b>Operating profit before working capital changes</b>	<b>1,170.78</b>	<b>675.70</b>
<b>Working capital adjustments:</b>		
(Increase) in trade receivables	(87.74)	(418.21)
(Increase) in inventories	(13.05)	(18.64)
Decrease in financial assets	15.13	62.92
(Increase) in other assets	(99.11)	(52.86)
(Decrease)/increase in trade payables	(18.53)	78.69
Increase in other financial liabilities	59.23	11.41
Increase in other current liabilities	218.45	172.31
Increase in provisions	3.75	19.43
<b>Cash generated from operations</b>	<b>1,248.91</b>	<b>530.75</b>
Direct taxes paid (net of refund)	(192.21)	(171.62)
<b>Net cash flow generated from operating activities (A)</b>	<b>1,056.70</b>	<b>359.13</b>
<b>B Cash flows from investing activities</b>		
Purchase of property, plant and equipment, intangible assets including intangible assets under development and Capital work-in-progress	(759.01)	(287.13)
Proceeds from sale of property, plant and equipment	0.70	5.96
Interest received	16.17	17.06
Investment in fixed deposits	(327.71)	(121.74)
Proceeds from redemption of fixed deposits	4.45	19.50
Investment in mutual funds	(38.00)	(799.98)
Proceeds from sale of mutual funds	415.24	227.38
Loan given to joint venture	(12.00)	(23.00)
Loan given repaid by joint venture	-	1.00
Loan repaid by directors of subsidiary company	-	44.21
Sale of stake in subsidiary	-	0.10
Earmarked balance of share application money pending allotment and utilization	(213.00)	-
Purchase of stake of subsidiary from Non controlling interest	(350.00)	-
Investment in equity shares of subsidiaries	-	(620.02)
<b>Net cash flows (used in) investing activities (B)</b>	<b>(1,263.16)</b>	<b>(1,536.66)</b>
<b>C Net cash flow from financing activities</b>		
Proceeds from long-term borrowing	-	54.49
Repayment of long-term borrowing	(126.81)	(52.32)
Repayment of short-term borrowing (net)	-	(278.22)
Proceeds from short-term borrowing (net)	105.25	-
Finance cost paid	(103.68)	(97.50)
Payment of IPO expense (net)	(8.71)	(53.75)
Proceeds from share application money pending allotment	213.00	-
Share issue expenses for fresh issue of shares	(13.02)	(58.86)
Dividend paid to CCCPS Class 'A'	-	(120.80)
Payment of principal portion of lease liability	(77.72)	(68.26)
Proceeds from issue of shares (including securities premium and exercising of ESOPs)	-	2,300.84
<b>Net Cash flow generated from / (used in) financing activities (C)</b>	<b>(11.69)</b>	<b>1,625.62</b>
<b>Net (decrease)/ increase in cash and cash equivalents (A + B + C)</b>	<b>(218.15)</b>	<b>448.09</b>
<b>Effect of exchange differences on translation of foreign currency cash and cash equivalents</b>	<b>(9.03)</b>	<b>(2.49)</b>
Cash and cash equivalents at the beginning of the year	595.89	149.61
Additions on account of acquisition of subsidiary (refer note 41 (b))	-	0.68
<b>Cash and cash equivalents at the end of the year</b>	<b>368.71</b>	<b>595.89</b>
<b>Components of cash and cash equivalents</b>		
Cash on hand	0.81	1.09
Balances with banks:		
- On current accounts	367.90	594.80
<b>Total cash and cash equivalents (refer note 6)</b>	<b>368.71</b>	<b>595.89</b>



**Veeda Clinical Research Limited (formerly known as "Veeda Clinical Research Private Limited")**  
**Statement of Consolidated cash flows for the year ended March 31, 2023**  
 (All amounts in Indian rupees million, unless otherwise stated)

**Notes to statement of cash flows:**

1. The Statement of Cash Flows has been prepared under the Indirect method as set out in Ind AS 7 on Statement of Cash Flows notified under Section 133 of The Companies Act, 2013, read together with Paragraph 7 of the Companies (Indian Accounting Standard) Rules 2015 (as amended).

2. Changes in liabilities arising from financing activities:

Particulars	As at April 01, 2022	Cash Flows (Net)	Others#	As at March 31, 2023
<b>Financing Activities</b>				
Short-term Borrowings	118.52	105.25	2.84	226.62
Long-term Borrowings	353.50	(126.81)	32.44	259.12
Lease liabilities	515.86	(77.72)	207.50	645.64
<b>Total</b>	<b>987.88</b>	<b>(99.28)</b>	<b>242.78</b>	<b>1,131.38</b>

Particulars	As at April 01, 2021	Additions on account of acquisition of subsidiary (refer note 41 (b))	Cash Flows (Net)	Others#	As at March 31, 2022
<b>Financing Activities</b>					
Short-term Borrowings	243.22	164.60	(278.22)	(11.08)	118.52
Long-term Borrowings	-	340.30	2.17	11.03	353.50
Lease liabilities	434.02	148.87	(68.26)	1.23	515.86
<b>Total</b>	<b>677.24</b>	<b>653.76</b>	<b>(344.31)</b>	<b>1.18</b>	<b>987.88</b>

**# Notes :**

- 1) Others in lease liability includes the effect of interest accrual on lease liability, addition to lease liability and reduction of lease liability due to termination on account of Ind AS 116.
- 2) Others in long-term borrowing represents impact of amortisation of upfront fees paid on borrowing, remeasurement of long term borrowing and reclassification of borrowings.

**3. Non-cash financing and investing activities**

Particulars	Year ended March 31, 2023	Year ended March 31, 2022
Acquisition of right of use assets	279.50	-
Issue of equity share capital for investment in equity shares of subsidiary (refer note 4.1)	-	730.36

As per our report of even date  
 For S R B C & Co. LLP  
 Chartered Accountants  
 ICAI FRN: 324982B/E300003

For and on Behalf of the Board of Directors of  
 Veeda Clinical Research Limited  
 (formerly known as "Veeda Clinical Research Private Limited")  
 (CIN : U73100GJ2004PLC044023)

  
 per Sukrut Mehta  
 Partner  
 Membership No. 101974

Date: September 05, 2023  
 Place: Ahmedabad, India



  
 Nitin Deshmukh  
 Chairman  
 DIN: 00060743

Date: September 05, 2023  
 Place: Ahmedabad, India

  
 Ajay Tandon  
 Managing Director  
 DIN: 02210072

Place: Toronto, Canada

  
 Nirmal Bhatia  
 Company Secretary & CFO  
 ICSI Membership No.12551

Place: Ahmedabad, India

**Veeda Clinical Research Limited (formerly known as "Veeda Clinical Research Private Limited")**  
**Statement of Consolidated changes in equity for the year ended March 31, 2023**  
 (All amounts in Indian rupees million, unless otherwise stated)

**(A) Equity share capital**

**Equity shares of Rs. 10 each issued, subscribed and fully paid**

Particulars	No. of shares	Amount
<b>As at April 01, 2021</b>	<b>6,01,196</b>	<b>6.01</b>
Changes in Equity Share Capital due to prior period errors	-	-
Issue of equity shares of Rs 10 face value during the year	76,420	0.76
Preference shares CCCPS Class 'A' of Rs. 10 each converted into equity shares of Rs. 10 face value	93,946	0.94
Split of equity shares of Rs. 10 face value to Rs. 2 face value	30,85,248	-
Shares issued during the year - bonus issue	4,24,35,910	84.87
Issue of equity shares of Rs. 2 face value during the year	62,84,666	12.57
Shares issued under ESOP scheme of Rs 2 face value during the year	3,15,600	0.63
<b>As at March 31, 2022</b>	<b>5,28,93,986</b>	<b>105.78</b>
Change in Equity Share Capital due to prior period errors	-	-
Change during the year	-	-
<b>As at March 31, 2023</b>	<b>5,28,93,986</b>	<b>105.78</b>

**(B) Instruments entirely equity in nature (Compulsory Convertible Cumulative Participatory Preference Share Class 'A' (CCCPS Class 'A'))**

**Issued, Subscribed and fully paid preference shares of Rs. 10 each**

Particulars	No. of shares	Amount
<b>As at April 01, 2021</b>	<b>3,52,29,780</b>	<b>352.30</b>
Changes in CCCPS class 'A' due to prior period errors	-	-
Conversion of preference shares CCCPS class 'A' into equity shares during the year	(3,52,29,780)	(352.30)
<b>As at March 31, 2022</b>	<b>-</b>	<b>-</b>
Change in CCCPS Class 'A' due to prior period errors	-	-
<b>As at March 31, 2023</b>	<b>-</b>	<b>-</b>

**(C) Other equity**

Particulars	Share application money pending allotment	Attributable to the equity holder of the parent					Non-Controlling Interest	Total equity
		Reserves and surplus						
		Securities premium	Capital redemption reserve	Share options outstanding reserve	Capital reserve	Retained earnings		
<b>Balance as at April 01, 2021</b>	-	452.79	38.84	5.94	-	838.48	-	1,336.05
Changes due to accounting policy or prior period errors	-	-	-	-	-	-	-	-
Additions on account of acquisition of subsidiary (refer note 41 (b))	-	-	-	-	-	116.07	116.07	116.07
Profit for the year (net of taxes)	-	-	-	-	-	480.71	23.87	504.58
Other comprehensive (loss) for the year (net of taxes)	-	-	-	-	-	0.23	0.42	0.65
<b>Total comprehensive income for the year</b>	-	-	-	-	-	480.94	140.36	621.30
Utilized for payment of dividend to CCCPS Class 'A'	-	-	-	-	-	(120.80)	-	(120.80)
On issue of equity shares during the year	-	3,017.24	-	-	-	-	-	3,017.24
On conversion of CCCPS class 'A' into equity shares during the year	-	351.36	-	-	-	-	-	351.36
Utilized for issue of bonus equity shares	-	(46.03)	(38.84)	-	-	-	-	(84.87)
Utilized towards professional fees expense for fresh issue of equity shares	-	(71.88)	-	-	-	-	-	(71.88)
Change on account of additional stake purchased from non-controlling interest of subsidiary	-	-	-	-	(730.49)	-	(69.14)	(799.63)
Options granted to joint venture during the year (refer note 31 and note 39)	-	-	-	0.05	-	-	-	0.05
Share based payments (refer note 39)	-	-	-	18.22	-	-	-	18.22
<b>Balance as at March 31, 2022</b>	-	3,703.48	-	24.21	(730.49)	1,198.62	71.22	4,267.04
Changes due to accounting policy or prior period errors	-	-	-	-	-	-	-	-
Profit for the year (net of taxes)	-	-	-	-	-	401.15	23.08	424.23
Other comprehensive (loss) for the year (net of taxes)	-	-	-	-	-	(2.08)	0.22	(1.86)
<b>Total comprehensive income for the year</b>	-	-	-	-	-	399.08	23.29	422.37
Options granted to joint venture during the year (refer note 24 and note 32)	-	-	-	0.02	-	-	-	0.02
Share based payments (refer note 32)	-	-	-	4.80	-	-	-	4.80
Adjustment on forfeiture of ESOP	-	-	-	(0.64)	-	0.64	-	-
Change on account of additional stake purchased from non-controlling interest of subsidiary	-	-	-	-	(346.90)	-	(36.79)	(383.68)
Share application money received	213.00	-	-	-	-	-	-	213.00
<b>Balance as at March 31, 2023</b>	<b>213.00</b>	<b>3,703.48</b>	<b>-</b>	<b>28.39</b>	<b>(1,077.39)</b>	<b>1,598.34</b>	<b>57.73</b>	<b>4,523.55</b>

Summary of significant accounting policies 2.1  
 Summary of significant accounting judgements, estimates and assumptions 2.2  
 The accompanying notes are an integral part of these consolidated financial statements.

As per our report of even date  
 For S R B C & Co. LLP  
 Chartered Accountants  
 ICAI FRN: 324982E/300003

For and on Behalf of the Board of Directors of  
 Veeda Clinical Research Limited  
 (formerly known as "Veeda Clinical Research Private Limited")  
 (CIN : U73100GJ2004PLC044023)



per Sukrut Mehta  
 Partner  
 Membership No. 101974

Date: September 05, 2023  
 Place: Ahmedabad, India





Nitin Deshmukh  
 Chairman  
 DIN: 00060743

Date: September 05, 2023  
 Place: Ahmedabad, India



Ajay Tandon  
 Managing Director  
 DIN: 02210072

Place: Toronto, Canada



Nirmal Bhatia  
 Company Secretary & CFO  
 ICSI Membership No. 12551

Place: Ahmedabad, India

**Veeda Clinical Research Limited**  
**(formerly known as “Veeda Clinical Research Private Limited”)**  
**Notes to the Consolidated Financial Statements for the year ended March 31, 2023**

**1. Corporate information**

The Consolidated Financial Statements comprise the financial statements of the Company, its subsidiary i.e., Bioneds India Private Limited (associate till July 15, 2021), its step-down subsidiary companies i.e., Amthera Life Sciences Private Limited and Activin Chemicals and Pharmaceuticals Private Limited (upto July 20, 2021) and its joint venture i.e., Ingenuity Biosciences Private Limited.

Bioneds and its subsidiary companies are in the business of providing Integrated Discovery, Development and Regulatory Services to Pharmaceutical, Biopharmaceutical, Agrochemical, Industrial Chemical, Herbal, Nutraceutical & Medical Device companies.

The Company, its subsidiary companies, joint venture and associate are collectively referred to as “Group”.

Veeda Clinical Research Limited (formerly known as Veeda Clinical Research Private Limited) (“the Company” or “Holding Company”) is domiciled in India with its registered office at Shivalik Plaza – A, 2nd Floor, Opposite Ahmedabad Management Association, Ambawadi, Ahmedabad, Gujarat – 380015, India.

The Company was incorporated on April 23, 2004 under the provisions of the Companies Act applicable in India and is carrying on the business of Clinical Research for various Pharmaceuticals Companies. The Company is a one roof service global CRO specializing in the early clinical development of drugs with state-of-the-art facilities in India. The Company provides a full range of services in phase I and II clinical research with Clinical Data management, delivering expert and cost-effective research solutions to the Pharmaceutical and Biotechnology Industries worldwide.

The Company has become a Public Limited Company w.e.f. June 30, 2021 and consequently pursuant to approval from Registrar of Companies (“ROC”), the name of the Company has changed from Veeda Clinical Research Private Limited to Veeda Clinical Research Limited.

The Consolidated Financial Statements for the year ended March 31, 2023 were approved for issue in accordance with a resolution of the directors on September 05, 2023.

**2.1 Significant accounting policies**

**(A) Basis of preparation and transition to Ind AS**

The Consolidated Financial Statements of the Company have been prepared in accordance with the Indian Accounting Standards (“Ind AS”) as prescribed under section 133 of Companies Act, 2013 (“the Act”) read with Rule 3 of Companies (Indian Accounting Standards) Rules, 2015 (as amended from time to time) and presentation requirements of Division II of Schedule III to the Act (Ind AS compliant Schedule III, as amended), and other accounting principles generally accepted in India.

The Consolidated Financial Statements have been prepared on a historical cost basis, except for certain financial assets and liabilities measured at fair value / amortized cost (Refer note 36).

The Consolidated Financial Statements are presented in Indian Rupees (Rs.) and all values are rounded to the nearest Rs. millions, except when otherwise indicated. Figures below Rs. 10,000 has been indicated as “\*” as the same is nullified on conversion of rupees in million.

**(B) Basis of consolidation**

The Consolidated Financial Statements of the Company comprise the financial statements of the company, its Joint Venture and its Associate. Control is achieved when the Company, its Joint



**Veeda Clinical Research Limited**  
**(formerly known as “Veeda Clinical Research Private Limited”)**  
**Notes to the Consolidated Financial Statements for the year ended March 31, 2023**

Venture and its Associates are exposed, or has rights, to variable returns from its involvement with the investee and has the ability to affect those returns through its power over the investee.

The Consolidated Financial Statements are prepared using uniform accounting policies for like transactions and other events in similar circumstances. Accounting policies are uniformly adopted by the Company, its joint venture and its associate.

The Consolidated Financial Statements of all entities used for the purpose of consolidation were drawn up to same reporting date as that of the parent Company.

Profit or loss and each component of Other Comprehensive Income (OCI) are attributed to the equity holders of the Company and to the non-controlling interests, even if this results in the non-controlling interests having a deficit balance.

Specifically, the Group controls an investee if and only if the Group has:

- ▶ Power over the investee (i.e., existing rights that give it the current ability to direct the relevant activities of the investee)
- ▶ Exposure, or rights, to variable returns from its involvement with the investee, and
- ▶ The ability to use its power over the investee to affect its returns

Generally, there is a presumption that a majority of voting rights result in control. To support this presumption and when the Group has less than a majority of the voting or similar rights of an investee, the Group considers all relevant facts and circumstances in assessing whether it has power over an investee, including:

- ▶ The contractual arrangement with the other vote holders of the investee
- ▶ Rights arising from other contractual arrangements
- ▶ The Group’s voting rights and potential voting rights
- ▶ The size of the group’s holding of voting rights relative to the size and dispersion of the holdings of the other voting rights holders.

The Group re-assesses whether or not it controls an investee if facts and circumstances indicate that there are changes to one or more of the three elements of control. Consolidation of a subsidiary begins when the Group obtains control over the subsidiary and ceases when the Group loses control of the subsidiary. Assets, liabilities, income and expenses of a subsidiary acquired or disposed of during the year/period are included in the consolidated financial statements from the date the Group gains control until the date the Group ceases to control the subsidiary.

Consolidation procedure in case of subsidiary:

- ▶ Combine like items of assets, liabilities, equity, income, expenses and cash flows of the parent with those of its subsidiary.
- ▶ Eliminate the carrying amount of the parent’s investment in subsidiary and the parent’s portion of equity of subsidiary.
- ▶ Eliminate in full intragroup assets and liabilities, equity, income, expenses and cash flows relating to transactions between entities of the group (profits or losses resulting from intragroup transactions that are recognised in assets, such as inventory and fixed assets, are eliminated in full). Intragroup losses may indicate an impairment that requires recognition in the consolidated financial statements. Ind AS 12 Income Taxes applies to temporary differences that arise from the elimination of profits and losses resulting from intragroup transactions.

Profit or loss and each component of other comprehensive income (OCI) are attributed to the equity holders of the parent of the Group and to the non-controlling interests, even if this results in the non-controlling interests having a deficit balance. When necessary, adjustments are made to the financial





**Veeda Clinical Research Limited**  
**(formerly known as “Veeda Clinical Research Private Limited”)**  
**Notes to the Consolidated Financial Statements for the year ended March 31, 2023**

statements of subsidiary to bring their accounting policies into line with the Group’s accounting policies. All intra-group assets and liabilities, equity, income, expenses and cash flows relating to transactions between members of the Group are eliminated in full on consolidation.

If the Group loses control over a subsidiary, it:

- ▶ Derecognises the assets (including goodwill) and liabilities of the subsidiary at their carrying amounts at the date when control is lost
- ▶ Derecognises the carrying amount of any non-controlling interests
- ▶ Derecognises the cumulative translation differences recorded in equity
- ▶ Recognises the fair value of the consideration received
- ▶ Recognises the fair value of any investment retained
- ▶ Recognises any surplus or deficit in profit or loss
- ▶ Recognise that distribution of shares of subsidiary to Group in Group’s capacity as owners
- ▶ Reclassifies the parent’s share of components previously recognised in OCI to profit or loss or transferred directly to retained earnings, if required by other Ind ASs as would be required if the Group had directly disposed of the related assets or liabilities.

**Investments in Associate and Joint Venture**

An associate is an entity over which the Group has significant influence. Significant influence is the power to participate in the financial and operating policy decisions of the investee, but is not control or joint control over those policies.

A joint venture is a type of joint arrangement whereby the parties that have joint control of the arrangement have rights to the net assets of the joint venture. Joint control is the contractually agreed sharing of control of an arrangement, which exists only when decisions about the relevant activities require unanimous consent of the parties sharing control.

The considerations made in determining whether significant influence or joint control are similar to those necessary to determine control over the subsidiaries.

The Group’s investments in its associate and joint venture are accounted for using the equity method. Under the equity method, the investment in an associate or a joint venture is initially recognised at cost. The carrying amount of the investment is adjusted to recognise changes in the Group’s share of net assets of the associate or joint venture since the acquisition date. Goodwill relating to the associate or joint venture is included in the carrying amount of the investment and is not tested for impairment individually.

The Consolidated Financial Statements reflect the Company’s share of the results of operations of the associate or joint venture. Any change in OCI of those investees is presented as part of the Group’s OCI. In addition, when there has been a change recognised directly in the equity of the associate or joint venture, the Group recognises its share of any changes, when applicable, in the statement of changes in equity. Unrealised gains and losses resulting from transactions between the Group and the associate or joint venture are eliminated to the extent of the interest in the associate or joint venture.

If an entity’s share of losses of an associate or a joint venture equals or exceeds its interest in the associate or joint venture (which includes any long term interest that, in substance, form part of the Company’s net investment in the associate or joint venture), the entity discontinues recognising its share of further losses. Additional losses are recognised only to the extent that the Group has incurred legal or constructive obligations or made payments on behalf of the associate or joint



**Veeda Clinical Research Limited**  
**(formerly known as “Veeda Clinical Research Private Limited”)**  
**Notes to the Consolidated Financial Statements for the year ended March 31, 2023**

venture. If the associate or joint venture subsequently reports profits, the entity resumes recognising its share of those profits only after its share of the profits equals the share of losses not recognised.

The aggregate of the Group’s share of profit or loss of an associate and a joint venture is shown on the face of the statement of profit and loss.

The Financial Statements of the associate or joint venture are prepared for the same reporting period as of the Group. When necessary, adjustments are made to bring the accounting policies in line with those of the Group, its Joint Venture and its Associates, unless it is impracticable to do so.

After application of the equity method, the Group determines whether it is necessary to recognise an impairment loss on its investment in its associate or joint venture. At each reporting date, the Group determines whether there is objective evidence that the investment in the associate or joint venture is impaired. If there is such evidence, the Group calculates the amount of impairment as the difference between the recoverable amount of the associate or joint venture and its carrying value, and then recognises the loss as ‘Share of profit of an associate and a joint venture’ in the statement of profit and loss.

Upon loss of significant influence over the associate or joint control over the joint venture, the Group measures and recognises any retained investment at its fair value. Any difference between the carrying amount of the associate or joint venture upon loss of significant influence or joint control and the fair value of the retained investment and proceeds from disposal is recognised in profit or loss.

**Particulars of consolidation**

The Financial Statements of the following Subsidiary / Step-down subsidiary / Associate / Joint Venture have been considered for consolidation:

Name of the Company	Nature of relation with the company	Percentage of voting Power as on	
		March 31, 2023	March 31, 2022
Ingenuity Biosciences Private Limited	Joint venture	50.00%	50.00%
Bionees India Private Limited	Associate (Upto July 15, 2021) and Subsidiary thereafter	87.00%	75.10%
Amthera Life Sciences Private Limited	Subsidiary of Bionees (W.e.f. July 16, 2021)	100.00%	100.00%
Activin Chemicals & Pharmaceuticals Private Limited #	Subsidiary of Bionees (W.e.f. July 16, 2021)	-	-



**Veeda Clinical Research Limited**  
(formerly known as “Veeda Clinical Research Private Limited”)  
Notes to the Consolidated Financial Statements for the year ended March 31, 2023

# The Group has disposed off this Subsidiary of Bionees w.e.f. July 20, 2021.

**(C) Summary of significant accounting policies**

**a. Current versus non-current classification**

The Group, its associate and its joint venture presents assets and liabilities in the balance sheet based on current/ non-current classification. An asset is treated as current when it is:

1. Expected to be realized or intended to be sold or consumed in normal operating cycle;
2. Held primarily for the purpose of trading;
3. Expected to be realized within twelve months after the reporting period; or
4. Cash or cash equivalent unless restricted from being exchanged or used to settle a liability for at least twelve months after the reporting period.

All other assets are classified as non-current.

A liability is treated as current when:

1. It is expected to be settled in normal operating cycle;
2. It is held primarily for the purpose of trading;
3. It is due to be settled within twelve months after the reporting period; or
4. There is no unconditional right to defer the settlement of the liability for at least twelve months after the reporting period.

The Group classifies all other liabilities as non-current.

Deferred tax assets and liabilities are classified as non-current assets and liabilities respectively.

The operating cycle is the time between the acquisition of assets for processing and their realization in cash and cash equivalents. The Group has identified twelve months as its operating cycle.

**b. Foreign currencies**

The Group's Consolidated financial statements are presented in Indian Rupees (Rs.), which is also its functional currency.

**Transactions and balances**

Transactions in foreign currencies are initially recorded by the Group at its functional currency spot rates on the date the transaction first qualifies for recognition. However, for practical reasons, the Group uses average rate if the average approximates the actual rate at the date of the transaction.

Monetary assets and liabilities denominated in foreign currencies are translated at the functional currency spot rates of exchange at the reporting date.

Exchange differences arising on settlement or translation of monetary items are recognised in profit or loss. Non-monetary items that are measured in terms of historical cost in a foreign currency are translated using the exchange rates at the dates of the initial transactions. Non-monetary items measured at fair value in a foreign currency are translated using the exchange rates at the date when the fair value is determined. The gain or loss arising on translation of non-monetary items measured at fair value is treated in line with the recognition of the gain or loss on the change in fair value of the item (i.e., translation differences on items whose fair value gain or loss is recognised in OCI or statement of profit and loss are also recognised in OCI or statement of profit and loss, respectively).

**c. Fair value measurement**



**Veeda Clinical Research Limited**  
**(formerly known as “Veeda Clinical Research Private Limited”)**  
**Notes to the Consolidated Financial Statements for the year ended March 31, 2023**

The Group measures financial instruments, such as, derivatives at fair value at each balance sheet date. Fair value is the price that would be received to sell an asset or paid to transfer a liability in an orderly transaction between market participants at the measurement date. The fair value measurement is based on the presumption that the transaction to sell the asset or transfer the liability takes place either:

- (i) In the principal market for the asset or liability, or
- (ii) In the absence of a principal market, in the most advantageous market for the asset or liability.

The principal or the most advantageous market must be accessible by the Group. The fair value of an asset or a liability is measured using the assumptions that market participants would use when pricing the asset or liability, assuming that market participants act in their economic best interest.

A fair value measurement of a non-financial asset takes into account a market participant’s ability to generate economic benefits by using the asset in its highest and best use or by selling it to another market participant that would use the asset in its highest and best use.

The Group uses valuation techniques that are appropriate in the circumstances and for which sufficient data are available to measure fair value, maximising the use of relevant observable inputs and minimising the use of unobservable inputs.

All assets and liabilities for which fair value is measured or disclosed in the Consolidated financial statements are categorised within the fair value hierarchy, described as follows, based on the lowest level input that is significant to the fair value measurement as a whole:

Level 1 — Quoted (unadjusted) market prices in active markets for identical assets or liabilities

Level 2 — Valuation techniques for which the lowest level input that is significant to the fair value measurement is directly or indirectly observable

Level 3 — Valuation techniques for which the lowest level input that is significant to the fair value measurement is unobservable

For assets and liabilities that are recognised in the Consolidated financial statements on a recurring basis, the Group determines whether transfers have occurred between levels in the hierarchy by re-assessing categorisation (based on the lowest level input that is significant to the fair value measurement as a whole) at the end of each reporting period.

The management determines the policies and procedures for both recurring fair value measurement and for non-recurring measurement.

At each reporting date, the management analyses the movements in the values of assets and liabilities which are required to be remeasured or re-assessed as per the Group’s accounting policies. For this analysis, the management verifies the major inputs applied in the latest valuation by agreeing the information in the valuation computation to contracts and other relevant documents.

The management also compares the change in the fair value of each asset and liability with relevant external sources to determine whether the change is reasonable.

For the purpose of fair value disclosures, the Group has determined classes of assets and liabilities on the basis of the nature, characteristics and risks of the asset or liability and the level of the fair value hierarchy as explained above.

This note summarises accounting policy for fair value. Other fair value related disclosures are given in the relevant notes.



**Veeda Clinical Research Limited**  
(formerly known as “Veeda Clinical Research Private Limited”)  
Notes to the Consolidated Financial Statements for the year ended March 31, 2023

- (a) Disclosures for valuation methods, significant estimates and assumptions (note 36)
- (b) Quantitative disclosures of fair value measurement hierarchy (note 36)
- (c) Financial instruments (including those carried at amortised cost) (note 36)

**d. Revenue from contract with customer**

Revenue from contracts with customers is recognised when control of the services is transferred to the customer at an amount that reflects the consideration to which the Group expects to be entitled in exchange for those services. The Group has generally concluded that it is the principal in its revenue arrangements because it typically controls the services before transferring them to the customer.

The disclosures of significant accounting judgements, estimates and assumptions relating to revenue from contracts with customers are provided in Note 2.2.

**Sale of service**

The Group’s contracts with customers include promises to transfer multiple services to a customer. Revenues from customer contracts are considered for recognition and measurement when the contract has been approved, in writing, by the parties to the contract, the parties to contract are committed to perform their respective obligations under the contract, and the contract is legally enforceable. The Group assesses the services promised in a contract and identifies distinct performance obligations in the contract. Revenue from customer contracts are recognized on these identified distinct performance obligations.

The Group exercise judgement in determining the timing when the performance obligation is satisfied. The Group considers indicators such as how customer consumes benefits as services are rendered or who controls the asset as it is being created or existence of enforceable right to payment for performance to date and alternate use of such product or service, transfer of significant risks and rewards to the customer, acceptance of delivery by the customer, etc. For the majority of contract performance obligations, the Company has determined that an output method is appropriate measure of progress. Revenue recognition is determined by assessing the performance completed or delivered to date under the terms of the arrangement. The measures utilized to assess progress on the satisfaction of performance are specific to the performance obligation identified in the contract.

Group renders customer specific services as per the terms of contract and does not provide any types of warranties and related obligations to its customers.

**Contract Balances**

**Contract assets**

A contract asset is initially recognised for revenue earned from clinical services because the receipt of consideration is conditional on successful completion of the project. Upon completion of the project and acceptance by the customer, the amount recognised as contract assets is reclassified to trade receivables.

Contract assets are subject to impairment assessment. Refer to accounting policies on impairment of financial assets in section (p) Financial instruments – initial recognition and subsequent measurement.

**Trade receivables**



**Veeda Clinical Research Limited**  
(formerly known as “Veeda Clinical Research Private Limited”)  
Notes to the Consolidated Financial Statements for the year ended March 31, 2023

A receivable is recognised if an amount of consideration that is unconditional (i.e., only the passage of time is required before payment of the consideration is due). Refer to accounting policies of financial assets in section Financial instruments – initial recognition and subsequent measurement.

**Contract liabilities**

A contract liability is recognised if a payment is received or a payment is due (whichever is earlier) from a customer before the Group transfers the related services. Contract liabilities are recognised as revenue when the Group performs related obligation(s) under the contract.

**e. Other Income**

Other income is recognised when no significant uncertainty as to its determination or realisation exists.

**f. Taxes**

**Current income tax**

Current income tax assets and liabilities are measured at the amount expected to be recovered from or paid to the taxation authorities. The tax rates and tax laws used to compute the amount are those that are enacted or substantively enacted, at the reporting date in the countries where the Group operates and generates taxable income.

Current income tax relating to items recognised outside profit or loss is recognised outside profit or loss (either in other comprehensive income or in equity). Current tax items are recognised in correlation to the underlying transaction either in OCI or directly in equity. Management periodically evaluates positions taken in the tax returns with respect to situations in which applicable tax regulations are subject to interpretation and considers whether it is probable that a taxation authority will accept an uncertain tax treatment. The Group reflects the effect of uncertainty for each uncertain tax treatment by using either most likely method or expected value method, depending on which method predicts better resolution of the treatment.

**Deferred tax**

Deferred tax is provided using the liability method on temporary differences between the tax base of assets and liabilities and their carrying amounts for financial reporting purposes at the reporting date.

Deferred tax liabilities are recognised for all taxable temporary differences, except:

- i) When the deferred tax liability arises from the initial recognition of goodwill or an asset or liability in a transaction that is not a business combination and, at the time of the transaction, affects neither the accounting profit nor taxable profit or loss; and
- ii) In respect of taxable temporary differences associated with investments in subsidiaries, associates and interests in joint ventures, when the timing of the reversal of the temporary differences can be controlled and it is probable that the temporary differences will not reverse in the foreseeable future.

Deferred tax assets are recognised for all deductible temporary differences, the carry forward of unused tax credits and any unused tax losses. Deferred tax assets are recognised to the extent that it is probable that taxable profit will be available against which the deductible temporary differences, and the carry forward of unused tax credits and unused tax losses can be utilised, except:



**Veeda Clinical Research Limited**  
(formerly known as “Veeda Clinical Research Private Limited”)  
Notes to the Consolidated Financial Statements for the year ended March 31, 2023

- i) When the deferred tax asset relating to the deductible temporary difference arises from the initial recognition of an asset or liability in a transaction that is not a business combination and, at the time of the transaction, affects neither the accounting profit nor taxable profit or loss; and
- ii) In respect of deductible temporary differences associated with investments in subsidiaries, associates and interests in joint ventures, deferred tax assets are recognised only to the extent that it is probable that the temporary differences will reverse in the foreseeable future and taxable profit will be available against which the temporary differences can be utilised.

The carrying amount of deferred tax assets is reviewed at each reporting date and reduced to the extent that it is no longer probable that sufficient taxable profit will be available to allow all or part of the deferred tax asset to be utilised. Unrecognised deferred tax assets are re-assessed at each reporting date and are recognised to the extent that it has become probable that future taxable profits will allow the deferred tax asset to be recovered.

Deferred tax assets and liabilities are measured at the tax rates that are expected to apply in the year when the asset is realised, or the liability is settled, based on tax rates (and tax laws) that have been enacted or substantively enacted at the reporting date.

Deferred tax relating to items recognised outside profit or loss is recognised outside profit or loss (either in other comprehensive income or in equity). Deferred tax items are recognised in correlation to the underlying transaction either in OCI or directly in equity.

Deferred tax assets and deferred tax liabilities are off setted if a legally enforceable right exists to set off deferred tax assets and deferred tax liabilities that relate to income taxes levied by the same tax authority.

**Minimum Alternate Tax (MAT)**

Minimum alternate tax (MAT) paid in a year is charged to the statement of profit and loss as current tax for the year. The deferred tax asset is recognised for MAT credit available only to the extent that it is probable that the concerned company will pay normal income tax during the specified period, i.e., the period for which MAT credit is allowed to be carried forward. In the year in which the company recognizes MAT credit as an asset, it is created by way of credit to the statement of profit and loss and shown as part of deferred tax asset. The group reviews the “MAT credit entitlement” asset at each reporting date and writes down the asset to the extent that it is no longer probable that it will pay normal tax during the specified period.

The Holding company and Bioneds India Private Limited (subsidiary) are not eligible for MAT credit entitlement since respective companies had opted for lower tax rate under section 115BAA of Income Tax Act, 1961 during the earlier year.

**Goods and services tax paid on acquisition of assets or on incurring expenses**

Expenses and assets are recognised net of the amount of Goods and Services tax paid, except:

- i) When the tax incurred on a purchase of assets or services is not recoverable from the taxation authority, in which case, the tax paid is recognised as part of the cost of acquisition of the asset or as part of the expense item, as applicable; and
- ii) When receivables and payables are stated with the amount of tax included.

The net amount of tax recoverable from, or payable to, the taxation authority is included as part of receivables or payables in the balance sheet.

**g. Property, plant, and equipment**



**Veeda Clinical Research Limited**  
**(formerly known as “Veeda Clinical Research Private Limited”)**  
**Notes to the Consolidated Financial Statements for the year ended March 31, 2023**

Property, Plant, and equipment are stated at cost, net of accumulated depreciation and accumulated impairment losses, if any. Such cost includes the cost of replacing part of the plant and equipment and borrowing costs for long-term construction projects if the recognition criterias are met. When significant parts of plant and equipment are required to be replaced at intervals, the Group depreciates them separately based on their specific useful lives. Likewise, when a major inspection is performed, its cost is recognised in the carrying amount of the plant and equipment as a replacement if the recognition criterias are satisfied. All other repair and maintenance costs are recognised in profit or loss as incurred. The present value of the expected cost for the decommissioning of an asset after its use is included in the cost of the respective asset if the recognition criterias for a provision are met.

Capital work in progress is stated at cost, net of accumulated impairment loss, if any. It comprises of the cost of property, plant and equipment that are not yet ready for their intended use as on the date of balance sheet.

Depreciation is calculated by the group over the estimated useful lives of the assets as follows:

Assets	Useful lives (in years) prescribed in Schedule II of the companies Act 2013
Plant & machinery	5 to 15
Office equipment	5
Computers	3
Furniture & fixtures	10
Vehicles	8
Building	5 to 60
Lab equipment	10
Electrical installation	10

Leasehold improvements are depreciated on straight line basis over the period of lease or useful life whichever is lower.

Depreciation is consistency charged on written down value method for the assets by the holding company and as per the straight-line method by the subsidiary company which reflects the pattern of consumption of those future economic benefits in separate financial statements of the respective companies.

An item of property, plant and equipment and any significant part initially recognised is derecognised upon disposal or when no future economic benefits are expected from its use or disposal. Any gain or loss arising on derecognition of the asset (calculated as the difference between the net disposal proceeds and the carrying amount of the asset) is included in the statement of profit and loss when the asset is derecognised.

The residual values, useful lives, and methods of depreciation of property, plant and equipment are reviewed at each financial year end and adjusted prospectively, if appropriate.

**h. Intangible assets**

Intangible assets acquired separately are measured on initial recognition at cost. The cost of intangible assets acquired in a business combination is their fair value as at the date of acquisition. Following initial recognition, intangible assets are carried at cost less any accumulated amortisation and accumulated impairment losses, if any.





**Veeda Clinical Research Limited**  
**(formerly known as “Veeda Clinical Research Private Limited”)**  
**Notes to the Consolidated Financial Statements for the year ended March 31, 2023**

Intangible assets are amortised over the useful economic life and assessed for impairment whenever there is an indication that the intangible asset may be impaired. The amortisation period and the amortisation method for an intangible asset are reviewed at least at the end of each reporting period. Changes in the expected useful life or the expected pattern of consumption of future economic benefits embodied in the asset are considered to modify the amortisation period or method, as appropriate, and are treated as changes in accounting estimates. The amortisation expense on intangible assets is recognised in the statement of profit and loss unless such expenditure forms part of carrying value of another asset.

An intangible asset is derecognised upon disposal (i.e., at the date the recipient obtains control) or when no future economic benefits are expected from its use or disposal. Any gain or loss arising upon derecognition of the asset (calculated as the difference between the net disposal proceeds and the carrying amount of the asset) is included in the statement of profit and loss when the asset is derecognised.

A summary of the policies applied to the Group’s intangible assets is as follows:

<b>Intangible assets</b>	<b>Useful lives</b>	<b>Amortisation method used</b>	<b>Internally generated or acquired</b>
Computer software	3 years	Straight line method	Acquired
Customer Relationship	8 years	Straight line method	Acquired

**i. Borrowing costs**

Borrowing costs directly attributable to the acquisition, construction or production of an asset that necessarily takes a substantial period of time to get ready for its intended use or sale are capitalised as part of the cost of the asset. All other borrowing costs are expensed in the period in which they occur. Borrowing costs consist of interest and other costs that an entity incurs in connection with the borrowing of funds. Borrowing cost also includes exchange differences to the extent regarded as an adjustment to the borrowing costs.

**j. Leases**

The Group assesses at contract inception whether a contract is, or contains, a lease. That is, if the contract conveys the right to control the use of an identified asset for a period of time in exchange for consideration.

**Group as a lessee**

The Group applies a single recognition and measurement approach for all leases, except for short-term leases and leases of low-value assets. The Group recognises lease liabilities to make lease payments and right-of-use assets representing the right to use the underlying assets.

**i) Right-of-use assets**

The Group recognises right-of-use assets at the commencement date of the lease (i.e., the date the underlying asset is available for use). Right-of-use assets are measured at cost, less any accumulated depreciation and impairment losses, and adjusted for any remeasurement of lease liabilities. The cost of right-of-use assets includes the amount of lease liabilities recognised, initial direct costs incurred, and lease payments made at or before the commencement date less any lease



**Veeda Clinical Research Limited**  
**(formerly known as “Veeda Clinical Research Private Limited”)**  
**Notes to the Consolidated Financial Statements for the year ended March 31, 2023**

incentives received. Right-of-use assets are depreciated on a straight-line basis over the period of the lease term and the estimated useful lives of the assets, whichever is shorter, as follows:

Building - up to 10 years

If ownership of the leased asset transfers to the Group at the end of the lease term or the cost reflects the exercise of a purchase option, depreciation is calculated using the estimated useful life of the asset. The right-of-use assets are also subject to impairment.

**ii) Lease liabilities**

At the commencement date of the lease, the Group recognises lease liabilities measured at the present value of lease payments to be made over the lease term. The lease payments include fixed payments (including in substance fixed payments) less any lease incentives receivable, variable lease payments that depend on an index or a rate, and amounts expected to be paid under residual value guarantees. The lease payments also include the exercise price of a purchase option reasonably certain to be exercised by the Group and payments of penalties for terminating the lease, if the lease term reflects the Group exercising the option to terminate. Variable lease payments that do not depend on an index or a rate are recognised as expenses (unless they are incurred to produce inventories) in the period in which the event or condition that triggers the payment occurs.

In calculating the present value of lease payments, the Group uses its incremental borrowing rate at the lease commencement date because the interest rate implicit in the lease is not readily determinable. After the commencement date, the amount of lease liabilities is increased to reflect the accretion of interest and reduced for the lease payments made. In addition, the carrying amount of lease liabilities is remeasured if there is a modification, a change in the lease term, a change in the lease payments (e.g., changes to future payments resulting from a change in an index or rate used to determine such lease payments) or a change in the assessment of an option to purchase the underlying asset.

**iii) Short-term leases and leases of low-value assets**

The Group applies the short-term lease recognition exemption to its short-term leases of machinery and equipment and office premises (i.e., those leases that have a lease term of twelve months or less from the commencement date and do not contain a purchase option). It also applies the lease of low-value assets recognition exemption to leases of office equipment that are considered to be low value. Lease payments on short-term leases and leases of low-value assets are recognised as expense on a straight-line basis over the lease term.

**Group as a lessor**

The Group has sub leased certain office premises. Rental income arising is accounted for on a straight-line basis over the lease terms. Contingent rents are recognised as revenue in the period in which they are earned.

**k. Inventories**

Inventories are valued at the lower of cost and net realisable value.

Costs incurred in bringing each product to its present location and condition are accounted for as follows:



**Veeda Clinical Research Limited**  
(formerly known as “Veeda Clinical Research Private Limited”)  
Notes to the Consolidated Financial Statements for the year ended March 31, 2023

Consumables: cost includes cost of purchase and other costs incurred in bringing the inventories to their present location and condition. Cost is determined on first in, first out basis.

Net realisable value is the estimated selling price in the ordinary course of business, less estimated costs of completion and the estimated costs necessary to make the sale.

Provision for slow moving and non-moving inventory is made considering its expected usage pattern.

**I. Impairment of non-financial assets**

The Group assesses, at each reporting date, whether there is an indication that an asset may be impaired. If any indication exists, or when annual impairment testing for an asset is required, the Group estimates the asset’s recoverable amount. An asset’s recoverable amount is the higher of an asset’s or cash-generating unit’s (CGU) fair value less costs of disposal and its value in use. The recoverable amount is determined for an individual asset, unless the asset does not generate cash inflows that are largely independent of those from other assets or groups of assets. When the carrying amount of an asset or CGU exceeds its recoverable amount, the asset is considered impaired and is written down to its recoverable amount.

In assessing value in use, the estimated future cash flows are discounted to their present value using a pre-tax discount rate that reflects current market assessments of the time value of money and the risks specific to the asset. In determining fair value less costs of disposal, recent market transactions are taken into account. If no such transactions can be identified, an appropriate valuation model is used. These calculations are corroborated by valuation multiples, quoted share prices for publicly traded companies or other available fair value indicators.

The Group bases its impairment calculation on detailed budgets and forecast calculations, which are prepared separately for each of the Group’s CGUs to which the individual assets are allocated. These budgets and forecast calculations generally cover a period of five years. For longer periods, a long-term growth rate is calculated and applied to project future cash flows after the fifth year. To estimate cash flow projections beyond periods covered by the most recent budgets/forecasts, the Group extrapolates cash flow projections in the budget using a steady or declining growth rate for subsequent years, unless an increasing rate can be justified. In any case, this growth rate does not exceed the long-term average growth rate for the products, industries, or country or countries in which the Group operates, or for the market in which the asset is used.

Impairment losses of continuing operations, including impairment on inventories, are recognised in the statement of profit and loss, except for properties previously revalued with the revaluation surplus taken to OCI. For such properties, the impairment is recognised in OCI up to the amount of any previous revaluation surplus.

An assessment is made at each reporting date to determine whether there is an indication that previously recognised impairment losses no longer exist or have decreased. If such indication exists, the Group estimates the asset’s or CGU’s recoverable amount. A previously recognised impairment loss is reversed only if there has been a change in the assumptions used to determine the asset’s recoverable amount since the last impairment loss was recognised. The reversal is limited so that the carrying amount of the asset does not exceed its recoverable amount, nor exceed the carrying amount that would have been determined, net of depreciation, had no impairment loss been recognised for the asset in prior years. Such reversal is recognised in the statement of profit and loss unless the asset is carried at a revalued amount, in which case, the reversal is treated as a revaluation increase.



**Veeda Clinical Research Limited**  
(formerly known as “Veeda Clinical Research Private Limited”)  
Notes to the Consolidated Financial Statements for the year ended March 31, 2023

Impairment is determined for goodwill by assessing the recoverable amount of each CGU (or company of CGUs) to which the goodwill relates. When the recoverable amount of the CGU is less than its carrying amount, an impairment loss is recognised. Impairment losses relating to goodwill cannot be reversed in future periods.

**m. Provisions**

**General**

Provisions are recognised when the Group has a present obligation (legal or constructive) as a result of a past event, it is probable that an outflow of resources embodying economic benefits will be required to settle the obligation and a reliable estimate can be made of the amount of the obligation. When the Group expects some or all of a provision to be reimbursed, for example, under an insurance contract, the reimbursement is recognised as a separate asset, but only when the reimbursement is virtually certain. The expense relating to a provision is presented in the statement of profit and loss net of reimbursement, if any.

If the effect of the time value of money is material, provisions are discounted using a current pre-tax rate that reflects, when appropriate, the risks specific to the liability. When discounting is used, the increase in the provision due to the passage of time is recognised as a finance cost.

**n. Retirement and other employee benefits**

Retirement benefit in the form of contribution towards provident fund and employee state insurance scheme (ESIC) is a defined contribution scheme. The Group has no obligation, other than the contribution payable to the provident fund and ESIC. The Group recognizes contribution payable to the provident fund and ESIC as an expense when an employee renders the related service.

The Group operates a defined benefit gratuity plan in India, which requires contributions to be made to a separately administered fund. The cost of providing benefits under the defined benefit plan is determined using the projected unit credit method.

Remeasurements, comprising of actuarial gains and losses, the effect of the asset ceiling, excluding amounts included in net interest on the net defined benefit liability and the return on plan assets (excluding amounts included in net interest on the net defined benefit liability), are recognised immediately in the balance sheet with a corresponding debit or credit to retained earnings through OCI in the period in which they occur. Remeasurements are not reclassified to profit or loss in subsequent periods.

Past service costs are recognised in profit or loss on the earlier of:

- i) The date of the plan amendment or curtailment; and
- ii) The date that the Group recognises related restructuring costs.

Net interest is calculated by applying the discount rate to the net defined benefit liability or asset. The Group recognises the following changes in the net defined benefit obligation as an expense in the Consolidated Statement of profit and loss:

- i) Service costs comprising current service costs, past-service costs, gains and losses on curtailments and non-routine settlements; and
- ii) Net interest expense or income.

Accumulated leave, which is expected to be utilized within the next twelve months, is treated as short-term employee benefit. The Group measures the expected cost of such absences as the



**Veeda Clinical Research Limited**  
(formerly known as “Veeda Clinical Research Private Limited”)  
Notes to the Consolidated Financial Statements for the year ended March 31, 2023

additional amount that it expects to pay as a result of the unused entitlement that has accumulated at the reporting date. The Group recognizes expected cost of short-term employee benefit as an expense when an employee renders the related service.

The Group treats accumulated leave expected to be carried forward beyond twelve months, as long-term employee benefit for measurement purposes. Such long-term compensated absences are provided for based on the actuarial valuation using the projected unit credit method at the reporting date. Actuarial gains/losses are immediately taken to the statement of profit and loss and are not deferred. The obligations are presented as current liabilities in the balance sheet if the entity does not have an unconditional right to defer the settlement for at least twelve months after the reporting date.

**o. Share-based payments**

The Company initially measures the cost of cash-settled transactions with employees using Black-Scholes model to determine the fair value of the liability incurred. Estimating fair value for share-based payment transactions requires determination of the most appropriate valuation model, which is dependent on the terms and conditions of the grant. This estimate also requires determination of the most appropriate inputs to the valuation model including the expected life of the share option, volatility and dividend yield and making assumptions about them. For cash-settled share-based payment transactions, the liability needs to be remeasured at the end of each reporting period up to the date of settlement, with any changes in fair value recognised in the profit or loss. This requires a reassessment of the estimates used at the end of each reporting period. For the measurement of the fair value of equity-settled transactions with employees at the grant date, the company uses Black-Scholes model for Veeda Employees Stock Option Plan 2019 (VESP). The assumptions and models used for estimating fair value for share-based payment transactions are disclosed in note 39.

**p. Financial instruments**

A financial instrument is any contract that gives rise to a financial asset of one entity and a financial liability or equity instrument of another entity.

**Financial assets**

***Initial recognition and measurement***

Financial assets are classified, at initial recognition, as subsequently measured at amortised cost, fair value through other comprehensive income (OCI), and fair value through profit or loss.

The classification of financial assets at initial recognition depends on the financial asset's contractual cash flow characteristics and the Group's business model for managing them. With the exception of trade receivables that do not contain a significant financing component or for which the Group has applied the practical expedient, the Group initially measures a financial asset at its fair value plus, in the case of a financial asset not at fair value through profit or loss, transaction costs. Trade receivables that do not contain a significant financing component or for which the Group has applied the practical expedient are measured at the transaction price determined under Ind AS 115.

In order for a financial asset to be classified and measured at amortised cost or fair value through OCI, it needs to give rise to cash flows that are 'solely payments of principal and interest (SPPI)' on the principal amount outstanding. This assessment is referred to as the SPPI test and is performed at an instrument level. Financial assets with cash flows that are not SPPI are classified and measured at fair value through profit or loss, irrespective of the business model.



**Veeda Clinical Research Limited**  
(formerly known as “Veeda Clinical Research Private Limited”)  
Notes to the Consolidated Financial Statements for the year ended March 31, 2023

The Group’s business model for managing financial assets refers to how it manages its financial assets in order to generate cash flows. The business model determines whether cash flows will result from collecting contractual cash flows, selling the financial assets or both. Financial assets classified and measured at amortised cost are held within a business model with the objective to hold financial assets in order to collect contractual cash flows while financial assets classified and measured at fair value through OCI are held within a business model with the objective of both holding to collect contractual cash flows and selling.

Purchases or sales of financial assets that require delivery of assets within a time frame established by regulation or convention in the market place (regular way trades) are recognised on the trade date, i.e., the date that the Group commits to purchase or sell the asset.

***Subsequent measurement***

For purposes of subsequent measurement, financial assets are classified in four categories:

- i) Financial assets at amortised cost (debt instruments)
- ii) Financial assets at fair value through other comprehensive income (FVTOCI) with recycling of cumulative gains and losses (debt instruments)
- iii) Financial assets designated at fair value through OCI with no recycling of cumulative gains and losses upon derecognition (equity instruments)
- iv) Financial assets at fair value through profit or loss (FVTPL)

***Financial assets at amortised cost (debt instruments)***

A ‘financial asset’ is measured at the amortised cost if both the following conditions are met:

- i) The asset is held within a business model whose objective is to hold assets for collecting contractual cash flows, and
- ii) Contractual terms of the asset give rise on specified dates to cash flows that are solely payments of principal and interest (SPPI) on the principal amount outstanding.

This category is the most relevant to the Group. After initial measurement, such financial assets are subsequently measured at amortised cost using the effective interest rate (EIR) method. Amortised cost is calculated by taking into account any discount or premium on acquisition and fees or costs that are an integral part of the EIR. The EIR amortisation is included in finance income in the profit or loss. The losses arising from impairment are recognised in the profit or loss. The Group’s financial assets at amortised cost includes trade receivables, other receivables and loans.

***Financial assets at fair value through profit or loss***

Financial assets at fair value through profit or loss are carried in the balance sheet at fair value with net changes in fair value recognised in the statement of profit and loss.

This category includes investment in mutual fund and call option on non-controlling interest of subsidiary company.

**Derivatives and hedging activities**

The Holding Company enters derivatives like forwards contracts to hedge its foreign currency risks. Derivatives are initially recognised at fair value on the date a derivative contract is entered into and are subsequently marked to market at the end of each reporting period with profit/loss being recognised in statement of profit and loss. Further, the Holding Company has also entered



**Veeda Clinical Research Limited**  
**(formerly known as “Veeda Clinical Research Private Limited”)**  
**Notes to the Consolidated Financial Statements for the year ended March 31, 2023**

into call options in respect of its investment in its subsidiary which are initially recognised at fair value with subsequent changes in fair value recognised in the statement of profit and loss. Derivative assets/liabilities are classified under “other financial assets/other financial liabilities”. Profits and losses arising from cancellation of contracts are recognised in the statement of profit and loss.

**Embedded Derivatives**

A derivative embedded in a hybrid contract, with a financial liability or non-financial host, is separated from the host and accounted for as a separate derivative if: the economic characteristics and risks are not closely related to the host; a separate instrument with the same terms as the embedded derivative would meet the definition of a derivative; and the hybrid contract is not measured at fair value through profit or loss. Embedded derivatives are measured at fair value with changes in fair value recognised in profit or loss. Reassessment only occurs if there is either a change in the terms of the contract that significantly modifies the cash flows that would otherwise be required or a reclassification of a financial asset out of the fair value through profit or loss category.

**Derecognition**

A financial asset (or, where applicable, a part of a financial asset or part of a Group of similar financial assets) is primarily derecognised (i.e., removed from the Company’s balance sheet) when:

- i) The rights to receive cash flows from the asset have expired, or
- ii) The Group has transferred its rights to receive cash flows from the asset or has assumed an obligation to pay the received cash flows in full without material delay to a third party under a ‘pass-through’ arrangement; and either (a) the Group has transferred substantially all the risks and rewards of the asset, or (b) the Group has neither transferred nor retained substantially all the risks and rewards of the asset but has transferred control of the asset.

When the Group has transferred its rights to receive cash flows from an asset or has entered into a pass-through arrangement, it evaluates if and to what extent it has retained the risks and rewards of ownership. When it has neither transferred nor retained substantially all of the risks and rewards of the asset, nor transferred control of the asset, the Group continues to recognise the transferred asset to the extent of the Group’s continuing involvement. In that case, the Group also recognises an associated liability. The transferred asset and the associated liability are measured on a basis that reflects the rights and obligations that the Group has retained.

Continuing involvement that takes the form of a guarantee over the transferred asset is measured at the lower of the original carrying amount of the asset and the maximum amount of consideration that the Group could be required to repay.

**Impairment of financial assets**

In accordance with Ind AS 109, the Group applies expected credit loss (‘ECL’) model for measurement and recognition of impairment loss. For trade receivables and contract assets, the Group applies a simplified approach in calculating ECLs. Therefore, the Group does not track changes in credit risk, but instead recognises a loss allowance based on lifetime ECLs at each reporting date. The Group has established a provision matrix that is based on its historical credit loss experience, adjusted for forward-looking factors specific to the debtors and the economic environment.

ECLs are recognised in two stages. For credit exposures for which there has not been a significant increase in credit risk since initial recognition, ECLs are provided for credit losses that result from



**Veeda Clinical Research Limited**  
**(formerly known as “Veeda Clinical Research Private Limited”)**  
**Notes to the Consolidated Financial Statements for the year ended March 31, 2023**

default events that are possible within the next twelve months (i.e., a twelve month ECL). For those credit exposures for which there has been a significant increase in credit risk since initial recognition, a loss allowance is required for credit losses expected over the remaining life of the exposure, irrespective of the timing of the default (i.e., a lifetime ECL).

**Financial liabilities**

*Initial recognition and measurement*

Financial liabilities are classified, at initial recognition, as financial liabilities at fair value through profit or loss, loans and borrowings, payables, or as derivatives designated as hedging instruments in an effective hedge, as appropriate.

All financial liabilities are recognised initially at fair value and, in the case of loans and borrowings and payables, net of directly attributable transaction costs.

The Group’s financial liabilities include trade and other payables, loans and borrowings including bank overdrafts, financial guarantee contracts and derivative financial instruments.

**Subsequent measurement**

For purposes of subsequent measurement, financial liabilities are classified in two categories:

- i) Financial liabilities at fair value through profit or loss
- ii) Financial liabilities at amortised cost (loans and borrowings)

*Financial liabilities at fair value through profit or loss*

Financial liabilities at fair value through profit or loss include financial liabilities held for trading and financial liabilities designated upon initial recognition as at fair value through profit or loss.

Financial liabilities are classified as held for trading if they are incurred for the purpose of repurchasing in the near term. This category also includes derivative financial instruments entered into by the Group that are not designated as hedging instruments in hedge relationships as defined by Ind AS 109. Separated embedded derivatives are also classified as held for trading unless they are designated as effective hedging instruments.

Gains or losses on liabilities held for trading are recognised in the profit or loss.

Financial liabilities designated upon initial recognition at fair value through profit or loss are designated as such at the initial date of recognition, and only if the criteria in Ind AS 109 are satisfied. For liabilities designated as FVTPL, fair value gains/ losses attributable to changes in own credit risk are recognized in OCI. These gains/ losses are not subsequently transferred to statement of profit and loss. However, the Group may transfer the cumulative gain or loss within equity. All other changes in fair value of such liability are recognised in the statement of profit and loss. The Group has not designated any financial liability as at fair value through profit or loss.

*Financial liabilities at amortised cost (Loans and borrowings)*

This is the category most relevant to the Group. After initial recognition, interest-bearing loans and borrowings are subsequently measured at amortised cost using the EIR method. Gains and losses are recognised in statement of profit and loss when the liabilities are derecognised as well as through the EIR amortisation process.





**Veeda Clinical Research Limited**  
**(formerly known as “Veeda Clinical Research Private Limited”)**  
**Notes to the Consolidated Financial Statements for the year ended March 31, 2023**

Amortised cost is calculated by taking into account any discount or premium on acquisition and fees or costs that are an integral part of the EIR. The EIR amortisation is included as finance costs in the statement of profit and loss.

This category generally applies to borrowings.

***Derecognition***

A financial liability is derecognised when the obligation under the liability is discharged or cancelled or expires. When an existing financial liability is replaced by another from the same lender on substantially different terms, or the terms of an existing liability are substantially modified, such an exchange or modification is treated as the derecognition of the original liability and the recognition of a new liability. The difference in the respective carrying amounts is recognised in the statement of profit and loss.

***Offsetting of financial instruments***

Financial assets and financial liabilities are offset and the net amount is reported in the Consolidated balance sheet if there is a currently enforceable legal right to offset the recognised amounts and there is an intention to settle on a net basis, to realise the assets and settle the liabilities simultaneously.

**q. Convertible preference shares**

Convertible preference shares are separated into liability and equity components based on the terms of the contract.

On issuance of the convertible preference shares, the fair value of the liability component is determined using a market rate for an equivalent non-convertible instrument. This amount is classified as a financial liability measured at amortised cost (net of transaction costs) until it is extinguished on conversion or redemption.

The remainder of the proceeds is allocated to the conversion option that is recognised and included in equity since conversion option meets Ind AS 32 criteria for fixed to fixed classification. Transaction costs are deducted from equity, net of associated income tax. The carrying amount of the conversion option is not remeasured in subsequent years.

Transaction costs are apportioned between the liability and equity components of the convertible preference shares based on the allocation of proceeds to the liability and equity components when the instruments are initially recognised.

**r. Cash and cash equivalents**

Cash and cash equivalent in the balance sheet comprise cash at banks and on hand and short-term deposits with an original maturity of three months or less, that are readily convertible to a known amount of cash and subject to an insignificant risk of changes in value.

For the purpose of the Consolidated statement of cash flows, cash and cash equivalents consist of cash and short-term deposits, as defined above, net of outstanding bank overdrafts as they are considered an integral part of the Group's cash management.

**s. Earnings per share**

Basic earnings per share is calculated by dividing the net profit or loss attributable to equity holders of parent company (after deducting preference dividends and attributable taxes) by the weighted average number of equity shares outstanding during the period.



**Veeda Clinical Research Limited**  
**(formerly known as “Veeda Clinical Research Private Limited”)**  
**Notes to the Consolidated Financial Statements for the year ended March 31, 2023**

For the purpose of calculating diluted earnings per share, the net profit or loss for the period attributable to equity shareholders of the parent company and the weighted average number of shares outstanding during the period are adjusted for the effects of all dilutive potential equity shares.

**s. Business Combination and Goodwill**

Business combinations are accounted for using the acquisition method. The cost of an acquisition is measured as the aggregate of the consideration transferred measured at acquisition date fair value and the amount of any non-controlling interests in the acquiree. For each business combination, the Group elects whether to measure the non-controlling interests in the acquiree at fair value or at the proportionate share of the acquiree’s identifiable net assets. Acquisition-related costs are expensed as incurred.

The Group determines that it has acquired a business when the acquired set of activities and assets include an input and a substantive process that together significantly contribute to the ability to create outputs. The acquired process is considered substantive if it is critical to the ability to continue producing outputs, and the inputs acquired include an organised workforce with the necessary skills, knowledge, or experience to perform that process or it significantly contributes to the ability to continue producing outputs and is considered unique or scarce or cannot be replaced without significant cost, effort, or delay in the ability to continue producing outputs.

At the acquisition date, the identifiable assets acquired, and the liabilities assumed are recognised at their acquisition date fair values. For this purpose, the liabilities assumed include contingent liabilities representing present obligation and they are measured at their acquisition fair values irrespective of the fact that outflow of resources embodying economic benefits is not probable. However, the following assets and liabilities acquired in a business combination are measured at the basis indicated below:

Deferred tax assets or liabilities, and the liabilities or assets related to employee benefit arrangements are recognised and measured in accordance with Ind AS 12 Income Tax and Ind AS 19 Employee Benefits respectively.

Potential tax effects of temporary differences and carry forwards of an acquiree that exist at the acquisition date or arise as a result of the acquisition are accounted in accordance with Ind AS 12.

When the Group acquires a business, it assesses the financial assets and liabilities assumed for appropriate classification and designation in accordance with the contractual terms, economic circumstances and pertinent conditions as at the acquisition date. This includes the separation of embedded derivatives in host contracts by the acquiree.

If the business combination is achieved in stages, any previously held equity interest is re-measured at its acquisition date fair value and any resulting gain or loss is recognised in profit or loss or OCI, as appropriate.

Goodwill is initially measured at cost, being the excess of the aggregate of the consideration transferred and the amount recognised for non-controlling interests, and any previous interest held, over the net identifiable assets acquired and liabilities assumed. If the fair value of the net assets acquired is in excess of the aggregate consideration transferred, the Group re-assesses whether it has correctly identified all of the assets acquired and all of the liabilities assumed and reviews the procedures used to measure the amounts to be recognised at the acquisition date. If the reassessment still results in an excess of the fair value of net assets acquired over the aggregate consideration transferred, then the gain is recognised in OCI and accumulated in equity as capital reserve. However, if there is no clear evidence of bargain purchase, the entity recognises the gain directly in equity as capital reserve, without routing the same through OCI.



**Veeda Clinical Research Limited**  
**(formerly known as “Veeda Clinical Research Private Limited”)**  
**Notes to the Consolidated Financial Statements for the year ended March 31, 2023**

After initial recognition, goodwill is measured at cost less any accumulated impairment losses. For the purpose of impairment testing, goodwill acquired in a business combination is, from the acquisition date, allocated to each of the Group’s cash-generating units that are expected to benefit from the combination, irrespective of whether other assets or liabilities of the acquiree are assigned to those units.

A cash generating unit to which goodwill has been allocated is tested for impairment annually, or more frequently when there is an indication that the unit may be impaired. If the recoverable amount of the cash generating unit is less than its carrying amount, the impairment loss is allocated first to reduce the carrying amount of any goodwill allocated to the unit and then to the other assets of the unit pro rata based on the carrying amount of each asset in the unit. Any impairment loss for goodwill is recognised in profit or loss. An impairment loss recognised for goodwill is not reversed in subsequent periods.

Where goodwill has been allocated to a cash-generating unit and part of the operation within that unit is disposed of, the goodwill associated with the disposed operation is included in the carrying amount of the operation when determining the gain or loss on disposal. Goodwill disposed in these circumstances is measured based on the relative values of the disposed operation and the portion of the cash-generating unit retained.

If the initial accounting for a business combination is incomplete by the end of the reporting period in which the combination occurs, the Group reports provisional amounts for the items for which the accounting is incomplete. Those provisional amounts are adjusted through goodwill during the measurement period, or additional assets or liabilities are recognised, to reflect new information obtained about facts and circumstances that existed at the acquisition date that, if known, would have affected the amounts recognized at that date. These adjustments are called as measurement period adjustments. The measurement period does not exceed one year from the acquisition date.

## **2.2 Significant accounting judgements, estimates and assumptions**

The preparation of the Company’s Consolidated Financial Statements requires management to make judgements, estimates and assumptions that affect the reported amounts of revenues, expenses, assets and liabilities, and the accompanying disclosures, and the disclosure of contingent liabilities. Uncertainty about these assumptions and estimates could result in outcomes that require a material adjustment to the carrying amount of assets or liabilities affected in future periods.

Other disclosures relating to the Group’s exposure to risks and uncertainties includes:

- i) Capital management note 38
- ii) Financial risk management objectives and policies note 37
- iii) Sensitivity analyses disclosures note 37

### **Judgements**

In the process of applying the Group’s accounting policies, management has made the following judgements, which have the most significant effect on the amounts recognised in the Consolidated Financial Statements:

#### **Determining the lease term of contracts with renewal and termination options – Group as a lessee**

The Group determines the lease term as the non-cancellable term of the lease, together with any periods covered by an option to extend the lease if it is reasonably certain to be exercised, or any periods covered by an option to terminate the lease, if it is reasonably certain not to be exercised.

The Group has several lease contracts that include extension and termination options. The Group applies judgement in evaluating whether it is reasonably certain whether or not to exercise the



**Veeda Clinical Research Limited**  
(formerly known as “Veeda Clinical Research Private Limited”)  
Notes to the Consolidated Financial Statements for the year ended March 31, 2023

option to renew or terminate the lease. That is, it considers all relevant factors that create an economic incentive for it to exercise either the renewal or termination. After the commencement date, the Group reassesses the lease term if there is a significant event or change in circumstances that is within its control and affects its ability to exercise or not to exercise the option to renew or to terminate (e.g., construction of significant leasehold improvements, significant customisation to the leased asset, etc.).

**Estimates and assumptions**

The key assumptions concerning the future and other key sources of estimation uncertainty at the reporting date, that have a significant risk of causing a material adjustment to the carrying amounts of assets and liabilities within the next financial year, are described below. The Group based its assumptions and estimates on parameters available when the Consolidated Financial Statements were prepared. Existing circumstances and assumptions about future developments, however, may change due to market changes or circumstances arising that are beyond the control of the Group. Such changes are reflected in the assumptions when they occur.

**Share-based payments**

While estimating fair value for share-based payment transactions with the employees at grant date, the Group uses a DCF model for employee stock option plan. The assumption and models used for estimating fair value for share based payment transactions are disclosed in note 39.

**Defined benefit plans (gratuity benefits)**

The cost of the defined benefit gratuity plan and other post-employment medical benefits and the present value of the gratuity obligation are determined using actuarial valuations. An actuarial valuation involves making various assumptions that may differ from actual developments in the future. These include the determination of the discount rate; future salary increases and mortality rates. Due to the complexities involved in the valuation and its long-term nature, a defined benefit obligation is highly sensitive to changes in these assumptions. All assumptions are reviewed at each reporting date.

**Fair value measurement of financial instruments**

When the fair values of financial assets and financial liabilities recorded in the balance sheet cannot be measured based on quoted prices in active markets, their fair value is measured using valuation techniques including the DCF model. The inputs to these models are taken from observable markets where possible, but where this is not feasible, a degree of judgement is required in establishing fair values. Judgements include consideration of inputs such as liquidity risk, credit risk and volatility. Changes in assumptions about these factors could affect the reported fair value of financial instruments.

**Leases - Estimating the incremental borrowing rate**

The Group cannot readily determine the interest rate implicit in the lease, therefore, it uses its incremental borrowing rate (IBR) to measure lease liabilities. The IBR is the rate of interest that the Group would have to pay to borrow over a similar term, and with a similar security, the funds necessary to obtain an asset of a similar value to the right-of-use asset in a similar economic environment. The IBR therefore reflects what the Group ‘would have to pay’, which requires estimation when no observable rates are available or when they need to be adjusted to reflect the terms and conditions of the lease. The Group estimates the IBR using observable inputs (such as market interest rates).



**Veeda Clinical Research Limited**  
**(formerly known as “Veeda Clinical Research Private Limited”)**  
**Notes to the Consolidated Financial Statements for the year ended March 31, 2023**

**Standards notified but not yet effective**

The amendments to standards that are issued, but not yet effective, up to the date of issuance of the Company’s standalone financial statements are disclosed below. The Company intends to adopt these standards, if applicable, as and when they become effective. The Ministry of Corporate affairs (MCA) has notified certain amendments to Ind AS, through Companies (Indian Accounting Standards) Amendment Rules, 2023 on March 31, 2023. The amendments have been made in the following standards:

Ind AS 1: Presentation of Financial Statements is amended to replace the term “significant accounting policies” with “material accounting policy information” and providing guidance relating to immaterial transactions, disclosure of entity specific transactions and more.

Ind AS 8: Accounting Policies, Changes in Accounting Estimates and Errors to include the definition of accounting estimates as “monetary amounts in financial statements that are subject to measurement uncertainty.”

Ind AS 12: Income Taxes relating to initial recognition exemption of deferred tax related to assets and liabilities arising from a single transaction.

These amendments shall come into force with effect from April 01, 2023. The Company is assessing the potential effect of the amendments on its financial statements. The Company will adopt these amendments, if applicable, from applicability date.



Veeda Clinical Research Limited (formerly known as "Veeda Clinical Research Private Limited")  
Notes to Consolidated Financial Statements for the year ended March 31, 2023  
(All amounts in Indian rupees million, unless otherwise stated)

3.1 Property, plant and equipment

Particulars	Freehold land	Building	Leasehold improvements	Office equipment	Plant and machinery	Electrical Installations	Lab Equipments	Furniture and fixture	Computers	Vehicles	Total
At April 01, 2021	-	-	92.25	14.25	381.79	-	-	40.17	29.19	2.90	560.55
Additions on account of acquisition of subsidiary (refer note 41 (b))	39.71	157.28	-	4.91	43.80	22.03	321.00	25.00	12.02	17.41	643.16
Disposals	-	116.39	22.59	7.71	70.40	-	79.50	29.04	24.63	6.87	357.13
At March 31, 2022	39.71	273.67	114.33	26.55	490.24	22.03	398.61	93.78	63.66	26.49	1,549.07
Additions	-	79.06	76.26	40.43	296.12	2.21	56.01	50.48	35.60	6.42	642.59
Disposals	-	-	0.68	1.39	9.87	-	1.14	3.99	6.85	2.75	26.67
At March 31, 2023	39.71	352.73	189.91	65.59	776.49	24.24	453.48	140.27	92.40	30.16	2,164.99
<b>Accumulated Depreciation</b>											
At April 01, 2021	-	-	22.21	7.26	122.57	-	-	14.86	16.27	1.34	184.51
Charge for the year	-	10.43	14.97	4.86	54.33	4.28	32.49	10.34	13.36	3.40	148.46
On disposals	-	-	-	0.02	1.15	-	0.14	0.02	0.74	0.08	2.15
At March 31, 2022	-	10.43	37.18	12.10	175.75	4.28	32.35	25.18	28.89	4.66	330.82
Charge for the year	-	25.98	21.58	7.75	74.88	4.80	51.44	12.48	23.30	6.19	228.41
On disposals	-	-	0.16	0.59	4.85	-	0.21	0.71	3.57	0.98	11.07
At March 31, 2023	-	36.41	58.60	19.25	245.78	9.08	83.58	36.96	48.62	9.87	548.16
<b>Net block</b>											
At March 31, 2022	39.71	263.24	77.15	14.45	314.48	17.75	366.26	68.60	34.77	21.83	1,218.25
At March 31, 2023	39.71	316.32	131.31	46.34	530.71	15.15	369.90	103.31	43.78	20.29	1,616.83

Notes:

- (i) The group has elected to continue with the carrying values as at April 01, 2019 i.e., date of transition to Ind AS under previous GAAP for all the items of Property, plant and equipment as its deemed cost.  
(ii) Subsequent to the year end, the members of the holding company in their meeting held on July 18, 2023 approved purchase of Biopharma division from the subsidiary company Bionceeds India Private Limited.  
(iii) Subsequent to the year end, the members of the holding company in their meeting held on July 18, 2023 approved purchase of biosimilar and biopharmaceutical business division from the Joint Venture company Ingenuity Biosciences Private Limited.



Veeda Clinical Research Limited (formerly known as "Veeda Clinical Research Private Limited")  
Notes to Consolidated Financial Statements for the year ended March 31, 2023  
(All amounts in Indian rupees million, unless otherwise stated)

3.2 Capital work-in-progress and Intangible assets under development

Particulars	Capital work-in-progress	Intangible assets under development	Total
At April 01, 2021	4.59	6.74	11.33
Additions on account of acquisition of subsidiary (refer note 41 (b))	162.73	-	162.73
Other additions	224.33	6.98	231.31
Capitalization	201.47	-	201.47
At March 31, 2022	190.18	13.72	203.90
Additions	540.02	29.76	569.78
Capitalization	543.25	2.19	545.44
Deletion	-	1.54	1.54
At March 31, 2023	186.95	39.75	226.70

CWIP ageing Schedule as at March 31, 2022

CWIP	Amount in CWIP for a period of				Total
	Less than 1 year	1-2 years	2-3 years	More than 3 years	
Project in progress	170.32	10.48	6.82	2.56	190.18

Project completion schedule for overdue projects as at March 31, 2022 (refer note ii below)

CWIP	To be completed in			
	Less than 1 year	1-2 years	2-3 years	More than 3 years
Project in progress	77.47	-	-	-

CWIP ageing Schedule as at March 31, 2023

CWIP	Amount in CWIP for a period of				Total
	Less than 1 year	1-2 years	2-3 years	More than 3 years	
Project in progress	151.55	35.40	-	-	186.95

Note:

(i) Capital work-in-progress as at March 31, 2023 of Rs. 186.95 million (March 31, 2022: Rs. 190.18 million) comprises expenditure for the property, plant and equipment which are under development and not yet put for use. There are no projects overdue in terms of timelines and budget as at March 31, 2023.

(ii) The project in Bionees India Private Limited (Subsidiary Company) includes : a) construction of Building at Devarahosahalli location which was started in January, 2020 and was planned to be completed by June, 2021. The building is being self-constructed by the Company. There was delay in completion of this project on account of delay in supplies of material and labour on account of COVID-19 from March 2020 and further due to changes in the designs as per internal requirements. The said project is completed and capitalised during the year ended March 31, 2023.

Intangible assets under development (IAUD) ageing Schedule as at March 31, 2022

Intangible assets under development	Amount in IAUD for a period of				Total
	Less than 1 year	1-2 years	2-3 years	More than 3 years	
Project in progress	6.98	1.66	1.82	3.26	13.72

Intangible assets under development (IAUD) ageing Schedule as at March 31, 2023

Intangible assets under development	Amount in IAUD for a period of				Total
	Less than 1 year	1-2 years	2-3 years	More than 3 years	
Project in progress	27.57	5.45	1.66	5.08	39.75


Project completion schedule for overdue projects as at March 31, 2023

Intangible assets under development	To be completed in			
	Less than 1 year	1-2 years	2-3 years	More than 3 years
Project in progress (refer note below)	15.27	-	-	-

Notes:

(i) Intangible assets under development as at March 31, 2023 is Rs. 39.75 million (March 31, 2022: Rs. 13.72 million) comprise expenditure for the development of software not yet put to use.

(ii) The project of development of cronos software was started in March 2017 and was planned to be completed by May 2018. The said software is a customized software which is being developed by the third party vendor. There has been delay in this project on account of customization requirement of the Company, resignation of employee who was handling the said project from the Holding Company's side. The delay was also on account of COVID-19 from March 2020 onwards. The project is now on track and has been capitalized in June 2023.



**Veeda Clinical Research Limited (formerly known as "Veeda Clinical Research Private Limited")**  
**Notes to Consolidated Financial Statements for the year ended March 31, 2023**  
(All amounts in Indian rupees million, unless otherwise stated)

**3.3 Right of use assets (refer note 35)**

Particulars	Land	Office Premises	Total
<b>At April 01, 2021</b>	-	478.07	478.07
Additions on account of acquisition of subsidiary (refer note 41 (b))	81.75	41.68	123.43
Other additions	-	3.05	3.05
Deletion / termination	-	2.06	2.06
<b>At March 31, 2022</b>	<b>81.75</b>	<b>520.74</b>	<b>602.49</b>
Additions	80.14	199.36	279.50
Deletion / termination	-	72.76	72.76
<b>At March 31, 2023</b>	<b>161.89</b>	<b>647.33</b>	<b>809.23</b>
<b>Accumulated Depreciation</b>			
<b>At April 01, 2021</b>	-	114.98	114.98
Charge for the year	5.73	73.84	79.57
On deletion / termination	-	0.55	0.55
<b>At March 31, 2022</b>	<b>5.73</b>	<b>188.27</b>	<b>194.00</b>
Charge for the year	15.24	96.01	111.25
On deletion / termination	-	16.84	16.84
<b>At March 31, 2023</b>	<b>20.96</b>	<b>267.43</b>	<b>288.41</b>
<b>Net block</b>			
<b>At March 31, 2022</b>	<b>76.02</b>	<b>332.47</b>	<b>408.49</b>
<b>At March 31, 2023</b>	<b>140.93</b>	<b>379.90</b>	<b>520.82</b>

**3.4 Other intangible assets**

Particulars	Computer software	Customer relationship	Total
<b>At April 01, 2021</b>	12.06	-	12.06
Additions on account of acquisition of subsidiary (refer note 41 (b))	4.49	231.50	235.99
Other additions	9.45	-	9.45
<b>At March 31, 2022</b>	<b>26.00</b>	<b>231.50</b>	<b>257.50</b>
Additions	37.27	-	37.27
Disposals	3.34	-	3.34
<b>At March 31, 2023</b>	<b>59.93</b>	<b>231.50</b>	<b>291.43</b>
<b>Accumulated Amortization</b>			
<b>At April 01, 2021</b>	7.60	-	7.60
Charge for the year	5.50	20.53	26.03
<b>At March 31, 2022</b>	<b>13.10</b>	<b>20.53</b>	<b>33.63</b>
Charge for the year	11.65	28.94	40.59
On disposals	3.16	-	3.16
<b>At March 31, 2023</b>	<b>21.59</b>	<b>49.47</b>	<b>71.06</b>
<b>Net block</b>			
<b>At March 31, 2022</b>	<b>12.90</b>	<b>210.97</b>	<b>223.87</b>
<b>At March 31, 2023</b>	<b>38.34</b>	<b>182.03</b>	<b>220.37</b>

The Group has elected to continue with the carrying values as at April 01, 2019 i.e., date of transition to Ind AS under previous GAAP for all the items of other intangible assets as its deemed cost.





4.1 Investment in associate and joint venture

Particulars	As at March 31, 2023	As at March 31, 2022
<b>Non-current</b>		
Investments in equity shares of joint venture (carried at cost) (Unquoted)		
350,000 (March 31, 2022: 350,000) fully paid equity shares of Ingenuity Biosciences Private Limited of Rs. 10 each	-	-
<b>Total non-current investments</b>	<b>-</b>	<b>-</b>
<b>Total non-current investment</b>		
Aggregate amount of quoted investments and market value thereof	-	-
Aggregate amount of unquoted investments	-	-
Aggregate amount of impairment	-	-

i. Summary of movement of investment in associate:

Particulars	As at March 31, 2023	As at March 31, 2022
Opening carrying value as at the beginning of the year	-	366.39
Add: Investment in associate during the year	-	-
Add/Less: share of profit / (loss) of associate	-	11.28
less: Share of other comprehensive (loss) (net of tax)	-	(0.18)
<b>Closing carrying value as at July 15, 2021*</b>	<b>-</b>	<b>377.49</b>

\*The Holding Company has entered into investment agreement with Bionoods and its shareholders on July 07, 2021 for effecting the same. On July 16, 2021, the Holding Company completed this acquisition and appointed majority of its nominee directors on the board, thereby making Bionoods its subsidiary. Accordingly, the additional acquisition of shares has been accounted under Ind AS 103 Business Combination. Refer note 41 (b) for further details.

ii. Summary of movement of investment in joint venture:

Particulars	As at March 31, 2023	As at March 31, 2022
Opening carrying value as at the beginning of the year	-	0.59
Add: Investment in joint venture during the year	-	-
Add/Less: Share of Profit/(loss) of joint venture	-	(0.59)
Add/Less: Share of other comprehensive income/(loss) (net of tax)	-	-
<b>Closing carrying value as at the end of the year</b>	<b>-</b>	<b>-</b>

4.2 Investments

Particulars	As at March 31, 2023	As at March 31, 2022
<b>Current</b>		
Investments in units of mutual funds (carried at fair value through profit and loss) (Quoted)		
332,052.84 (March 31, 2022: 332,052.84) Units of ICICI Prudential Savings Fund (Regular Growth)	151.91	143.90
256,229.87 (March 31, 2022: 256,229.87) Units of Aditya Birla Sun Life Low Duration Fund (Regular Growth)	143.99	137.32
86,990.63 (March 31, 2022: 86,990.63) Units of Aditya Birla Sun Life Low Duration Fund (Direct Growth)	53.19	50.31
Nil (March 31, 2022: 87,316.55) Units of Aditya Birla Sun Life Overnight Fund (Direct Growth)	-	100.39
Nil (March 31, 2022: 21,241.74) Units of Axis Liquid Fund (Direct Growth)	-	50.22
1,009,713.94 (March 31, 2022: 1,009,713.94) Units of HDFC Low Duration Fund (Direct Growth)	53.03	50.27
17,319.34 (March 31, 2022: 17,319.34) Units of Kotak Low Duration Fund (Direct Growth)	53.01	50.25
Nil (March 31, 2022: 88,556.45) Units of Kotak Overnight Fund (Direct Growth)	-	100.41
Nil (March 31, 2022: 9,642.39) Units of Nippon India Liquid Fund (Direct Growth)	-	50.22
27,464.47 (March 31, 2022: 15,859.79) Units of Nippon India Low Duration Fund (Direct Growth)	91.74	50.26
Nil (March 31, 2022: 28,793.72) Units of UTI Liquid Cash Plan (Direct Growth)	-	100.43
<b>Total current investments</b>	<b>546.87</b>	<b>883.98</b>
<b>Total current investments</b>	<b>546.87</b>	<b>883.98</b>
Aggregate amount of quoted investments and market value thereof	546.87	883.98
Aggregate amount of unquoted investments	-	-
Aggregate amount of impairment	-	-

5 Trade Receivables

Particulars	As at March 31, 2023	As at March 31, 2022
<b>Trade receivables</b>		
Secured, considered good	-	-
Unsecured, considered good	1,051.24	981.43
Trade receivables which have significant increase in credit risk	25.50	32.87
Trade receivables - credit impaired	50.50	20.21
<b>Impairment allowance (allowance for bad and doubtful debts)</b>		
Unsecured, considered good	-	-
Trade receivables which have significant increase in credit risk	(25.50)	(32.87)
Trade receivables - credit impaired	(50.50)	(20.21)
<b>Total trade receivables</b>	<b>1,051.24</b>	<b>981.43</b>

Notes:

Trade receivables are non-interest bearing and are generally on terms of 7-90 days.

For information about credit risk and market risk related to trade receivable, please refer note 37.

No trade or other receivable are due from directors or other officers of the company either severally or jointly with any other person. Nor any trade or other receivable are due from firms or private companies respectively in which any director is a partner, a director or a member.



5 Trade Receivables

The following table summarizes the change in impairment allowance measured using the life time expected credit loss model:

Particulars	As at March 31, 2023	As at March 31, 2022
At the beginning of the year	53.08	15.70
Additions on account of acquisition of subsidiary (refer note 41 (b))	-	24.93
Provision made during the year	22.92	19.51
Utilized / reversed during the year	-	(7.06)
At the end of the year	76.00	53.08

Particulars	Trade Receivables ageing schedule as at March 31, 2023						Total
	Outstanding for following periods from the due date of payment						
	Not due	Less than 6 months	6 months - 1 year	1-2 years	2-3 Years	More than 3 years	
(i) Undisputed Trade receivables – considered good	608.15	401.64	35.66	5.79	-	-	1,051.24
(ii) Undisputed Trade Receivables – which have significant increase in credit risk	-	-	11.61	13.04	0.85	-	25.50
(iii) Undisputed Trade Receivables – credit impaired	-	7.87	4.13	19.92	3.65	8.42	43.99
(iv) Disputed Trade Receivables-considered good	-	-	-	-	-	-	-
(v) Disputed Trade Receivables – which have significant increase in credit risk	-	-	-	-	-	-	-
(vi) Disputed Trade Receivables – credit impaired	-	-	-	-	0.61	5.90	6.51
<b>Total</b>	<b>608.15</b>	<b>409.51</b>	<b>51.40</b>	<b>38.75</b>	<b>5.11</b>	<b>14.32</b>	<b>1,127.24</b>

Particulars	Trade Receivables ageing schedule as at March 31, 2022						Total
	Outstanding for following periods from the due date of payment						
	Not due	Less than 6 months	6 months - 1 year	1-2 years	2-3 Years	More than 3 years	
(i) Undisputed Trade receivables – considered good	573.49	318.25	86.60	3.09	-	-	981.43
(ii) Undisputed Trade Receivables – which have significant increase in credit risk	-	15.91	7.35	9.59	-	0.02	32.87
(iii) Undisputed Trade Receivables – credit impaired	-	-	0.17	4.50	1.88	8.09	14.64
(iv) Disputed Trade Receivables-considered good	-	-	-	-	-	-	-
(v) Disputed Trade Receivables – which have significant increase in credit risk	-	-	-	-	-	-	-
(vi) Disputed Trade Receivables – credit impaired	-	-	-	0.13	-	5.44	5.57
<b>Total</b>	<b>573.49</b>	<b>334.16</b>	<b>94.12</b>	<b>17.31</b>	<b>1.88</b>	<b>13.55</b>	<b>1,034.51</b>

6 Cash and cash equivalents

Particulars	As at March 31, 2023	As at March 31, 2022
Balance with Banks		
- On current accounts	367.90	594.80
Cash on hand	0.81	1.09
<b>Total cash and cash equivalents</b>	<b>368.71</b>	<b>595.89</b>

7 Other Bank balances

Particulars	As at March 31, 2023	As at March 31, 2022
Deposits with Original maturity of more than three months but less than twelve months (refer note below)	31.00	29.56
Share application money account	213.00	-
<b>Total other bank balances</b>	<b>244.00</b>	<b>29.56</b>

Note:

Deposits with bank as at March 31, 2023 amounting to Rs. 31.00 million (March 31, 2022: Rs. 29.56 million) are given as collateral security against cash credit limits. These deposits are made for a varying period for 3 months to 12 months and earn interest ranging between 5.45% to 6.80% (March 31, 2022: 4.00% to 5.15%).

8 Loans

Particulars	As at March 31, 2023	As at March 31, 2022
<b>Non-Current</b>		
Unsecured, considered good		
Loan to joint venture in which the company is a venturer (refer note 2 below)	-	15.11
<b>Total non-current loans</b>	<b>-</b>	<b>15.11</b>
<b>Current</b>		

Note:

1) Since the above loan given to associate and joint venture is unsecured and considered good, the bifurcation of loan in other categories as required by schedule III of companies Act, 2013 viz: a) Secured b) Loans which have significant increase in credit risk and c) credit impaired is not applicable.

2) Loan given to joint venture amounting to Rs. 34.00 million (March 31, 2022: Rs Nil) has been written off during the year considering the unfavourable financial condition of joint venture (refer note 40).

8 Loans

Disclosure required under Sec 186(4) of the Companies Act 2013

Included in loans and advance are certain intercorporate deposits the particulars of which are disclosed below as required by Sec 186(4) of the Companies Act 2013

Name of loanee	Rate of interest	Due Date	Secured / Unsecured	As at March 31, 2023	As at March 31, 2022
Ingenuity Biosciences Private Limited*	6.00%	Loan is repayable within 2 years from the date of agreement. However, the loan may be repaid any time by the borrower.	Unsecured	-	15.11

\*Netted share of loss amounting to Rs. 26.67 Million (March 31, 2022: Rs. 7.23 million) and loan written off amounting to Rs. 34.00 million (March 31, 2022: Rs. Nil).

Refer note 31 for terms and conditions of loan to associate and loan to joint venture in which the Holding company is a venturer.



9 Other financial assets

Particulars	As at March 31, 2023	As at March 31, 2022
<b>Unsecured, Considered good</b>		
<b>Non-Current</b>		
Security Deposits	39.73	47.71
Bank deposits with remaining maturity for more than 12 months (refer note i below)	323.24	62.70
Export incentive receivable	-	32.38
Fair value of call option (refer note 41 (b))	40.88	73.15
<b>Total other non-current financial assets</b>	<b>423.85</b>	<b>215.94</b>
<b>Unsecured, Considered good</b>		
<b>Current</b>		
Contract asset		
- Due from customer (accrued revenue) (refer note 22.2)	240.76	188.06
Security deposits	1.80	0.11
Interest accrued on security deposits	0.38	0.32
Export incentive receivable	49.36	116.03
Bank deposits with remaining maturity for less than 12 months (refer note ii below)	123.18	61.91
Reimbursement receivable (refer note 31)	-	0.12
Receivable from selling shareholders (refer note 31)	37.55	35.16
<b>Total other current financial assets</b>	<b>453.03</b>	<b>401.71</b>
<b>Total other financial assets</b>	<b>876.88</b>	<b>617.65</b>
<b>Reconciliation of contract Asset:</b>		
<b>Balance at the beginning of the year</b>	188.06	79.51
Additions on account of acquisition of subsidiary (refer note 41 (b))	-	146.88
Less: Invoicing during the year from balance at the beginning of the year	(148.33)	(212.88)
Less: Written off during the year from balance at the beginning of the year	(13.99)	-
Add: Contract Assets created during the year	215.02	174.55
<b>Balance at the end of the year</b>	<b>240.76</b>	<b>188.06</b>

Notes:

i) Bank deposits with remaining maturity for more than 12 months as at March 31, 2023 are Rs. 323.24 million (March 31, 2022: Rs. 62.70 million). These deposits are made for a period of more than 12 months and earn interest ranging between 4.55% to 7.25% (March 31, 2022: 4.55% to 5.40%). Deposits amounting to Rs. 81.49 million as at March 31, 2023 (March 31, 2022: Rs. 2.81 million) are given as security against over draft facilities and bank guarantee.

ii) Bank deposits with original maturity for more than 12 months and with remaining maturity for less than 12 months as at March 31, 2023 are Rs. 123.18 million (March 31, 2022: Rs. 61.91 million). These deposits are made for a period of more than 12 months and earn interest ranging between 5.25% to 7.25% (March 31, 2022: 5.10% to 9.00%). Deposits amounting to Rs. 19.16 million as at March 31, 2023 (March 31, 2022: Rs. 3.65 million) are given as collateral security against cash credit limits and bank guarantee.

10 Other assets

Particulars	As at March 31, 2023	As at March 31, 2022
<b>Non-current</b>		
<b>Unsecured, Considered good</b>		
Balance with government authorities (refer note below)	35.73	7.85
Capital advances	39.97	44.61
Prepaid expenses	4.61	2.04
<b>Total other non-current assets</b>	<b>80.31</b>	<b>54.50</b>
<b>Current</b>		
<b>Unsecured, Considered good</b>		
Prepaid expenses	34.76	35.86
Advance to creditors	15.82	6.93
Less: Provision for doubtful advances	-	(0.40)
Employee advances	4.91	5.15
Balance with government authorities (refer note below)	151.50	99.70
<b>Total other current assets</b>	<b>206.99</b>	<b>147.24</b>
<b>Total other assets</b>	<b>287.30</b>	<b>201.74</b>

Note:

Balance with government authorities includes GST input tax credit receivable (net of liability).

11 Income tax assets (net)

Particulars	As at March 31, 2023	As at March 31, 2022
<b>Non-current</b>		
Advance payment of Income tax (net of provision)	236.28	230.46
<b>Total Income tax assets (net)</b>	<b>236.28</b>	<b>230.46</b>

12 Inventories (valued at lower of cost and net realizable value)

Particulars	As at March 31, 2023	As at March 31, 2022
Consumables	97.54	84.51
Less: Provision for non moving & slow moving inventory	(26.46)	-
<b>Total inventories</b>	<b>71.08</b>	<b>84.51</b>



Veeda Clinical Research Limited (formerly known as "Veeda Clinical Research Private Limited")  
Notes to Consolidated Financial Statements for the year ended March 31, 2023  
(All amounts in Indian rupees million, unless otherwise stated)

13.1 Equity share capital

Particulars	Equity shares	
	No. of Shares	Amount
Authorised equity shares of Rs. 2 each (Rs. 10 each till June 28, 2021)		
As at April 01, 2021	700,000	7.00
Change during the year	100,000	1.00
Change due to preference shares CCCPS Class 'A' of Rs. 10 each converted into equity shares of Rs. 10 each	35,640,680	356.41
Change due to equity shares of Rs. 10 each splitted into equity shares of Rs. 2 each	145,762,720	-
As at March 31, 2022	182,203,400	364.41
Change during the year	-	-
As at March 31, 2023	182,203,400	364.41

Particulars	Equity shares	
	No. of Shares	Amount
Issued, subscribed and fully paid up equity shares of Rs. 2 each (Rs. 10 each till June 28, 2021)		
As at April 01, 2021	601,196	6.01
Changes due to prior period errors	-	-
Issue of equity shares of Rs 10 face value during the year	76,420	0.76
Preference shares CCCPS Class 'A' of Rs. 10 each converted into equity shares of Rs. 10 face value	93,946	0.94
Split of equity shares of Rs. 10 face value to Rs. 2 face value	3,086,248	-
Shares issued during the year - bonus issue	42,435,910	84.87
Issue of equity shares of Rs. 2 face value during the year	6,284,666	12.57
Shares issued under ESOP scheme of Rs 2 face value during the year	315,600	0.63
As at March 31, 2022	52,893,986	105.78
Changes due to prior period errors	-	-
Change during the year	-	-
As at March 31, 2023	52,893,986	105.78

Terms/ rights attached to equity shares

In respect of ordinary shares, voting rights shall be in the same proportion as the capital paid upon such ordinary share bears to the total paid up ordinary capital of the holding company. The dividend proposed by the board of directors, if any, is subject to the approval of the shareholders in the ensuing Annual General Meeting, except in case of interim dividend. In the event of liquidation, the shareholders of Ordinary shares are eligible to receive the remaining assets of the holding company after distribution of all preferential amounts, in proportion to their shareholdings.

The board of directors in their meeting held on June 26, 2021 approved split of each equity share of Rs. 10 each into 5 equity shares of Rs. 2 each which was approved by the members in their meeting held on June 29, 2021.

The board of directors in their meeting held on June 26, 2021 approved issue of 11 bonus shares fully paid for each equity share of Rs. 2 each which was approved by the members in their meeting held on June 29, 2021.

Details of shareholders holding more than 5% shares in the Company

Particulars	As at March 31, 2023		As at March 31, 2022	
	No. of shares	% holding	No. of shares	% holding
Equity shares of Rs. 2 each (refer above note)				
Basil Private Limited	22,251,712	42.07%	22,251,712	42.07%
Bondway Investment Inc.	13,130,580	24.82%	13,130,580	24.82%
Sabre Partners AIF Trust	2,760,840	5.22%	2,760,840	5.22%



13.2 Instruments entirely equity in nature (Compulsory Convertible Cumulative Participatory Preference Share class 'A' (CCCPS class 'A'))

Particulars	CCCPS Class 'A'	
	No. of Shares	Amount
Authorised shares of Rs. 10 each:		
As at April 01, 2021	35,640,680	356.41
Change due to conversion of preference shares CCCPS Class 'A' of Rs. 10 each into equity shares of Rs. 10 each	(35,640,680)	(356.41)
As at March 31, 2022	-	-
Change during the year	-	-
As at March 31, 2023	-	-

Particulars	CCCPS Class 'A'	
	No. of shares	Amount
Issued, subscribed and fully paid up shares of Rs. 10 each:		
As at April 01, 2021	35,229,780	352.30
Changes in CCCPS class 'A' due to prior period errors	-	-
Conversion of preference shares CCCPS class 'A' into equity shares of Rs. 10 face value during the year	(35,229,780)	(352.30)
As at March 31, 2022	-	-
Change during the year	-	-
As at March 31, 2023	-	-

Terms of conversion / redemption of CCCPS Class 'A'

i. The CCCPS Class 'A' shall be entitled to 0.0001% participatory and cumulative dividend. During the year, the board of directors at their meeting held on May 25, 2021 have modified the percentage of dividend from 0.0001% to 14.11%, which was approved, and dividend has been paid for the period from October 27, 2018 till March 31, 2021 amounting to Rs. 120.80 million.

ii. The outstanding CCCPS Class 'A' shares were converted into 93,946 equity shares based on approval of Board of Directors and Members of the company on June 29, 2021.

13.3 Shares held by Holding Company

Name of the shareholder	As at March 31, 2023		As at March 31, 2022	
	No. of shares	Amount	No. of shares	Amount
Basil Private Limited #				
Equity shares of Rs. 2 each (refer above note)	22,251,712	44.50	22,251,712	44.50

13.4 Aggregate number of equity shares issued as bonus, shares issued for consideration other than cash and shares bought back during the period of five years immediately preceding the reporting date:

Particulars	For the year ended March 31, 2023 (Number)	For the year ended March 31, 2022 (Number)	For the year ended March 31, 2021 (Number)	For the year ended March 31, 2020 (Number)	For the year ended March 31, 2019 (Number)
Issue of fully paid equity shares of Rs. 2 each as bonus shares	-	42,435,910	-	-	-
Issue of fully paid Preference shares CCCPS Class 'A' of Rs. 10 each as bonus shares	-	-	-	-	35,229,780
Buyback of Preference shares CCCPS Class 'B' of Rs. 3340 each	-	-	-	-	11,630
Issue of equity share of Rs 2 each for investment in Bioneds India Private Limited	-	2,839,864	-	-	-

13.5 Equity Shareholding of Promoters as at March 31, 2022

Promoter Name	Class of share	No. of shares at the beginning of the year	Change during the year *	No. of shares at the end of the year	% of Total shares	% change during the year #
Basil Private Limited	Equity shares of Rs. 2 each fully paid	406,194	21,845,518	22,251,712	42.07	(25.49)
<b>Total</b>		<b>406,194</b>	<b>21,845,518</b>	<b>22,251,712</b>	<b>42.07</b>	<b>(25.49)</b>

\* change during the year represents the change on account of bonus, share split and transfer of shares.

# % change is on account of new shares issued to shareholders other than Promoter and transfer of shares by Promoter.

13.6 Equity Shareholding of Promoters as at March 31, 2023

Promoter Name	Class of share	No. of shares at the beginning of the year	Change during the year	No. of shares at the end of the year	% of Total shares	% change during the year
Basil Private Limited	Equity shares of Rs. 2 each fully paid	22,251,712	-	22,251,712	42.07	-
<b>Total</b>		<b>22,251,712</b>	<b>-</b>	<b>22,251,712</b>	<b>42.07</b>	<b>-</b>

13.7 Employees Stock Option Scheme

1,289,970 equity shares (March 31, 2022: 1,491,840 equity shares) of the face value Rs.2 each are reserved under Employee Stock Option Plan of the company (refer note 31 and note 39).



**Veeda Clinical Research Limited (formerly known as "Veeda Clinical Research Private Limited")**  
**Notes to Consolidated Financial Statements for the year ended March 31, 2023**  
(All amounts in Indian rupees million, unless otherwise stated)

**14 Other Equity**

Particulars	As at March 31, 2023	As at March 31, 2022
<b>Reserves and surplus</b>		
<b>Securities premium</b>		
Balance at the beginning of the year	3,703.48	452.79
Changes due to accounting policy or prior period errors	-	-
On issue of equity shares during the year	-	3,017.24
On conversion of CCCPS class 'A' into equity shares during the year	-	351.36
Utilized for issue of bonus equity shares	-	(46.03)
Utilized towards expenses on fresh issue of equity shares	-	(71.88)
<b>Balance at the end of the year</b>	<b>3,703.48</b>	<b>3,703.48</b>
<b>Capital redemption reserve</b>		
Balance at the beginning of the year	-	38.84
Changes due to accounting policy or prior period errors	-	-
Utilized for issue of bonus equity shares	-	(38.84)
<b>Balance at the end of the year</b>	<b>-</b>	<b>-</b>
<b>Capital reserve</b>		
Balance at the beginning of the year	(730.49)	-
Changes due to accounting policy or prior period errors	-	-
Change on account of additional stake purchased from non-controlling interest of subsidiary	(346.90)	(730.49)
<b>Balance at the end of the year</b>	<b>(1,077.39)</b>	<b>(730.49)</b>
<b>Share options outstanding reserve</b>		
Balance at the beginning of the year	24.21	5.94
Changes due to accounting policy or prior period errors	-	-
Reversal on forfeiture of ESOP	(0.64)	-
Options granted to joint venture during the year (refer note 31 and note 39)	0.02	0.05
Compensation for options granted during the year (refer note 39)	4.80	18.22
<b>Balance at the end of the year</b>	<b>28.39</b>	<b>24.21</b>
<b>Share application money pending allotment</b>		
Balance at the beginning of the year	-	-
Changes due to accounting policy or prior period errors	-	-
Share application money received	213.00	-
<b>Balance at the end of the year</b>	<b>213.00</b>	<b>-</b>
<b>Surplus in the statement of profit and loss</b>		
Balance at the beginning of the year	1,198.62	838.48
Profit for the year (net of taxes)	401.15	480.71
Other comprehensive profit / (loss) for the year (net of taxes)	(2.08)	0.23
Addition on forfeiture of ESOP	0.64	-
Utilised for payment of dividend to CCCPS Class 'A'	-	(120.80)
<b>Balance at the end of the year</b>	<b>1,598.33</b>	<b>1,198.62</b>
<b>Total other equity</b>	<b>4,465.82</b>	<b>4,195.82</b>

**Nature and purpose of reserves:**

- (1) In cases where the holding Company issues shares at a premium, whether for cash or otherwise, a sum equal to the aggregate amount of the premium received on those shares has been transferred to "Securities Premium". The holding Company may issue fully paid-up bonus shares to its members out of the securities premium and to buy-back of shares.
- (2) Capital redemption reserve represents the amount transferred on account of buy back of CCCPS Class 'B'.
- (3) Capital reserve represents non-controlling interest reserve created on acquisition of additional stake during the year ended March 31, 2023 of 11.90% (year ended March 31, 2022 - 25%) from non-controlling shareholder of Bioneedz India Private Limited.
- (4) The share options outstanding reserve: The share options based payment reserve is used to recognize the grant date fair value of options issued to employees under employee stock option plan.
- (5) Surplus in statement of profit and loss: Surplus in statement of profit and loss are the profits / (losses) that the Group has earned / incurred till date, less any transfers to general reserve, dividends or other distributions paid to shareholders. Retained earnings include re-measurement loss / (gain) on defined benefit plans, net of taxes that will not be reclassified to the statement of profit and loss. Retained earnings is a free reserve available to the Group and eligible for distribution to shareholders, in case where it is having positive balance representing net earnings till date.



Veeda Clinical Research Limited (formerly known as "Veeda Clinical Research Private Limited")  
Notes to Consolidated Financial Statements for the year ended March 31, 2023  
(All amounts in Indian rupees million, unless otherwise stated)

Financial liabilities

15 Borrowings

Particulars	As at March 31, 2023	As at March 31, 2022	
<b>Non-current borrowing</b>			
<b>Secured</b>			
<b>Term loans from bank</b>			
Indian Rupee loan from bank (refer note 1 below)	37.03	59.08	
Foreign currency loan from bank (refer note 2 to 5 below)	343.46	412.94	
	<u>380.49</u>	<u>472.02</u>	
<b>Less: Current maturities of long term borrowings clubbed under "Current borrowings"</b>			
Indian Rupee loan from bank (refer note 1 below)	(22.18)	(22.05)	
Foreign currency loan from bank (refer note 2 to 5 below)	(99.19)	(96.47)	
<b>Total non-current borrowings</b>	<u>259.12</u>	<u>353.50</u>	
<b>Current Borrowings</b>			
<b>Secured</b>			
<b>Current maturities of long term borrowings</b>			
<b>Term loans from banks</b>			
Indian Rupee loan from banks (refer note 1 below)	22.18	22.05	
Foreign currency loan from bank (refer note 2 to 5 below)	99.19	96.47	
<b>Loans repayable on demand</b>			
Cash credit from bank (refer note 6 below)	105.25	-	
<b>Total current borrowings</b>	<u>226.62</u>	<u>118.52</u>	
<b>Total borrowings</b>	<u>485.74</u>	<u>472.02</u>	
	<b>Particulars</b>	<b>As at March 31, 2023</b>	<b>As at March 31, 2022</b>
Aggregate secured loan	485.74	472.02	
Aggregate unsecured loan	-	-	

Details of terms and securities for the above borrowing facilities are as follows:

1	<p>The term Loan amounting to Rs. 67 million from canara bank is taken to build up current assets and meet operational liabilities. The term loan is secured by assets created out of the credit facilities extended. The outstanding balance of the term loan as at March 31, 2023 is of Rs. 37.22 million (March 31, 2022: Rs. 59.56 million). The loan carries interest rate linked to one year RLLR (Repo Linked Lending Rate) plus spread of 0.60%. The effective interest rate is 9.85% (March 31, 2022: 7.50%). The loan is repayable in 36 monthly instalments commencing from December 2021.</p>
2	<p>The term Loan amounting to Rs. 270 million from Canara Bank was taken for purchase of undertaking expansion of Pre-clinical and Chemistry Services located at Devarahosalli and Peenya by way of construction of building, purchase of equipments, setting up of Kilo labs etc. and was secured by hypothecation of proposed utilities, lab furnitures and scientific instruments at Devarahosalli - Sompura hobli, Nelamangala and Peenya - Bangalore unit. The loan carried interest rate linked MCLR plus spread of 1.15%. The effective interest rate was 10.50% till the conversion in foreign currency loan during the year ended March 31, 2022.</p> <p>During the year ended March 31, 2022, outstanding Indian Rupee term loan of Rs 267.67 million has been liquidated by obtaining the foreign currency term loan of USD 3,561,760 from the Canara Bank. The said loan carries interest rate linked to six months LIBOR + 350 bps. The loan is secured against hypothecation of plant &amp; machinery, lab equipment, furniture and computer. The loan is also secured by personal guarantee of Dr. S.N Vinaya Babu, Mr. Kiran Kumar &amp; Smt. H.N Sowmya and collateral security of land &amp; building.</p> <p>Outstanding balance of the term loan as at March 31, 2023 is USD 2,671,586 equivalent to Rs.219.65 million (March 31, 2022: USD 3,383,671 equivalent to Rs. 256.51 million). The effective interest rate for the borrowing post conversion to foreign currency term loan is 3.65% (March 31, 2022: 3.65%). The foreign currency term loan is repayable in 60 monthly instalments commencing from January 2022.</p>



**Veeda Clinical Research Limited (formerly known as "Veeda Clinical Research Private Limited")**

**Notes to Consolidated Financial Statements for the year ended March 31, 2023**

(All amounts in Indian rupees million, unless otherwise stated)

3	<p>The term loan amounting to Rs. 56 million from Canara bank was taken for purchase of Scientific equipments &amp; lab furniture. The term loan was secured by hypothecation of proposed utilities, lab furniture and scientific instruments at Devarahosalli - Sompura hobli, Nelamangala and Peenya - Bangalore unit. The loan carried interest rate linked to one year MCLR plus spread of 1.15%. The effective interest rate was 8.50% till the conversion in foreign currency loan during the year ended March 31, 2022.</p> <p>During the year ended March 31, 2022, outstanding Indian Rupee term loan of Rs 8.15 million has been liquidated by obtaining the foreign currency term loan of USD 108,463 from Canara Bank. The said loan carries interest rate linked to six months LIBOR + 350 bps. The same is secured against hypothecation of land, building, plant and machinery. The loan is also secured by personal guarantee of Dr. S.N Vinaya Babu, Mr. Kiran Kumar &amp; Smt. H.N Sowmya and collateral security of land &amp; building.</p> <p>Outstanding balance of the term loan as at March 31, 2023 is Nil (March 31, 2022: USD 72,310 equivalent to Rs. 5.48 Million). The effective interest rate for the borrowing post conversion to foreign currency term loan is 3.65% (March 31, 2022: 3.65%). The same is fully repaid by the subsidiary company during the year ended March 31, 2023.</p>
4	<p>The term loan amounting to Rs. 90 million from Canara bank was taken to finance the project for expansion of the subsidiary company's business in the Biopharmaceutical sector and is secured by hypothecation of proposed utilities, lab furniture and scientific instruments at devarahosalli- sompura hobli, nelamangala and peenya- Bangalore unit. The loan carried interest rate linked to one year MCLR plus spread of 1.15%. The effective interest rate was 8.50% till the conversion in foreign currency loan during the year ended March 31, 2022.</p> <p>During the year ended March 31, 2022, outstanding Indian Rupee term loan of Rs 59.11 million has been liquidated by obtaining the foreign currency term loan of USD 786,581 from Canara Bank. The said loan carries interest rate linked to to six months LIBOR + 350 bps. The same is secured against hypothecation of plant &amp; machinery, lab equipment, furniture &amp; computer. The loan is also secured by personal guarantee of Dr. S.N Vinaya Babu, Mr. Kiran Kumar &amp; Smt. H.N Sowmya and collateral security of land &amp; building.</p> <p>The outstanding balance of the term loan as at March 31, 2023 is USD 550,657 equivalent to Rs. 45.27 million (March 31, 2022 : USD 739,385 equivalent to Rs. 56.05 million). The effective interest rate for the borrowing post conversion to foreign currency term loan is 3.65% (March 31, 2022: 3.65%). The foreign currency term loan is repayable in 50 monthly instalments commencing from January 2022.</p>
5	<p>The term loan amounting to Rs. 110 million from Canara bank was taken to meet working capital requirements of the subsidiary company and is secured by stock and book debts, hypothecation of plant &amp; machinery, lab equipment, furniture &amp; computer, books, utilities, land &amp; building. The loan was also secured by personal guarantee of Dr.S.N Vinaya Babu, Mr. Kiran Kumar &amp; Smt. H.N Sowmya. The loan carried interest rate linked to one year MCLR plus spread of 1.00% and term Premia of 0.40%. The effective interest rate was 8.50% till the conversion in foreign currency loan during the year ended March 31, 2022.</p> <p>During the year ended March 31, 2022, outstanding Indian Rupee term loan of Rs 103.82 million has been liquidated by obtaining the foreign currency term loan of USD 1,381,491 from Canara Bank. The said loan carries interest rate linked to to six months LIBOR + 350 bps. The same is secured against hypothecation of plant &amp; machinery, lab equipment, furniture &amp; computer. The loan is also secured by personal guarantee of Dr. S.N Vinaya Babu, Mr. Kiran Kumar &amp; Smt. H.N Sowmya and collateral security of land &amp; building.</p> <p>Outstanding balance of the term loan as at March 31, 2023 is USD 983,086 equivalent to Rs. 80.83 Million (March 31, 2022: USD 1,301,790 equivalent to Rs. 98.68 million). The effective interest rate for the borrowing post conversion to foreign currency term loan is 3.65% (March 31, 2022: 3.65%). The foreign currency term loan is repayable in 52 monthly instalments commencing from January 2022.</p>
6	<p>Cash Credit from Canara Bank amounting to Rs.125 million is secured by Hypothecation of stocks &amp; Book Debts, Plant &amp; Machinery, Lab Equipments, Furniture &amp; Fixture, Lab Equipments and 2 Eicher Buses. The outstanding balance of the facility as at March 31, 2023 is Rs.105.25 million (March 31, 2022: Nil). The cash credit facility carries interest rate linked to one year RLLR of 9.40% Plus spread of 1.60%. (March 31, 2022: one year MCLR of 7.35% Plus spread of 0.90%). The effective interest rate is 11%. (March 31, 2022: 8.50%).</p>

**16 Trade payables**

Particulars	As at March 31, 2023	As at March 31, 2022
Outstanding dues of micro and small enterprises	35.33	42.68
Outstanding dues of creditors other than micro and small enterprises	186.37	205.10
<b>Total</b>	<b>221.70</b>	<b>247.78</b>

**Terms and conditions of the above outstanding balances:**

Trade payables are non-interest bearing and are normally settled in 30-180 days.

For explanation on company's credit risk management process, refer note 37.

For terms and conditions with related party, refer note 31.





Veeda Clinical Research Limited (formerly known as "Veeda Clinical Research Private Limited")  
Notes to Consolidated Financial Statements for the year ended March 31, 2023  
(All amounts in Indian rupees million, unless otherwise stated)

Trade Payables ageing schedule as at March 31, 2023

Particulars	Outstanding for following periods from the date of transaction#					Total
	Unbilled	Less than 1 year	1-2 Years	2-3 Years	More than 3 years	
(i) MSME	-	35.31	0.02	-	-	35.33
(ii) Others	80.54	104.91	0.91	*	-	186.37
(iii) Disputed dues - MSME	-	-	-	-	-	-
(iv) Disputed dues - Others	-	-	-	-	-	-
<b>Total</b>	<b>80.54</b>	<b>140.22</b>	<b>0.93</b>	<b>-</b>	<b>-</b>	<b>221.70</b>

\* Figure nullified in conversion of Rupees in million.

Trade Payables ageing schedule as at March 31, 2022

Particulars	Outstanding for following periods from the date of transaction#					Total
	Unbilled	Less than 1 year	1-2 Years	2-3 Years	More than 3 years	
(i) MSME	-	42.58	0.10	-	-	42.68
(ii) Others	91.28	109.00	3.34	1.06	0.42	205.10
(iii) Disputed dues - MSME	-	-	-	-	-	-
(iv) Disputed dues - Others	-	-	-	-	-	-
<b>Total</b>	<b>91.28</b>	<b>151.58</b>	<b>3.44</b>	<b>1.06</b>	<b>0.42</b>	<b>247.78</b>

# Considering the availability of data, the above ageing is considered from the date of recording the transaction instead of due date. Consequently, there are no 'not due' creditors balance disclosed.

17 Other financial liabilities

Particulars	As at March 31, 2023	As at March 31, 2022
<b>Non-Current</b>		
<b>Financial liabilities carried at amortized cost</b>		
Security deposits	0.50	0.56
<b>Total non-current other financial liabilities</b>	<b>0.50</b>	<b>0.56</b>
<b>Current</b>		
<b>Financial liabilities carried at amortized cost</b>		
Interest accrued but not due on borrowings	0.12	0.13
Creditors for capital goods (refer note below)	54.35	112.90
Employee benefits payable	118.97	84.45
Payable towards IPO expense	-	4.73
Payable towards share issue expenses for fresh issue of shares	-	13.02
Other payables	0.72	-
Refund liability to customers	50.14	26.90
<b>Financial liabilities carried at fair value through profit &amp; loss</b>		
Forward contracts	9.36	-
<b>Total current other financial liabilities</b>	<b>233.66</b>	<b>242.13</b>
<b>Total other financial liabilities</b>	<b>234.16</b>	<b>242.69</b>

18 Other current liabilities

Particulars	As at March 31, 2023	As at March 31, 2022
<b>Contract liabilities</b>		
- Due to customer (excess billing over revenue) (refer note 22.2)	941.28	737.79
- Advance from customers	16.27	11.57
Statutory dues payable	39.39	31.96
Others	0.25	0.42
<b>Total other current liabilities</b>	<b>997.19</b>	<b>781.74</b>



Veeda Clinical Research Limited (formerly known as "Veeda Clinical Research Private Limited")  
Notes to Consolidated Financial Statements for the year ended March 31, 2023  
(All amounts in Indian rupees million, unless otherwise stated)

Reconciliation of contract liability:

Particulars	As at March 31, 2023	As at March 31, 2022
Balance at the beginning of the year	749.36	219.97
Additions on account of acquisition of subsidiary (refer note 41 (b))	-	355.59
Less: Revenue recognized during the year from balance at the beginning of the year	(637.88)	(468.54)
Add: Contract liabilities created during the year	846.07	642.34
<b>Balance at the end of the year</b>	<b>957.55</b>	<b>749.36</b>

19 Provisions

Particulars	As at March 31, 2023	As at March 31, 2022
<b>Non-Current</b>		
Provision for employee benefit		
Gratuity (refer note 30)	52.74	49.52
Compensated absence	14.09	3.78
<b>Total non-current provisions</b>	<b>66.83</b>	<b>53.30</b>
<b>Current</b>		
Provision for employee benefit		
Gratuity (refer note 30)	14.14	11.86
Compensated absence	7.60	13.94
Provision for indirect taxes	0.39	3.62
<b>Total current provisions</b>	<b>22.13</b>	<b>29.42</b>
<b>Total provisions</b>	<b>88.96</b>	<b>82.72</b>

20 Income tax liabilities (net)

Particulars	As at March 31, 2023	As at March 31, 2022
Income tax liability (net)	7.58	2.49
<b>Total income tax liabilities (net)</b>	<b>7.58</b>	<b>2.49</b>



Veeda Clinical Research Limited (formerly known as "Veeda Clinical Research Private Limited")  
Notes to Consolidated Financial Statements for the year ended March 31, 2023  
(All amounts in Indian rupees million, unless otherwise stated)

21 Tax expense

The major components of income tax expense for the year ended March 31, 2023 and March 31, 2022 are:

(A) Profit and loss section

Particulars	Year ended March 31, 2023	Year ended March 31, 2022
<b>Current income tax charge:</b>		
Current income tax	192.79	94.24
Adjustment of tax relating to earlier years	(2.93)	
<b>Deferred tax</b>		
Relating to origination and reversal of temporary differences	(19.29)	60.53
<b>Total tax expense reported in the statement of profit and loss</b>	<b>170.57</b>	<b>154.77</b>

(B) Other comprehensive income (OCI) section

Particulars	Year ended March 31, 2023	Year ended March 31, 2022
<b>Deferred tax related to items recognized in OCI during the year</b>		
Net loss on remeasurement of defined benefit plans	0.62	(0.07)
<b>Deferred tax charged to OCI</b>	<b>0.62</b>	<b>(0.07)</b>

(C) Reconciliation of tax expense and the accounting profit multiplied by India's domestic tax rate for year ended March 31, 2023 and March 31, 2022:

Particulars	Year ended March 31, 2023	Year ended March 31, 2022
Profit before tax	594.80	659.35
Tax using the Company's domestic tax rate	25.17%	25.17%
<b>Expected income tax expense as per applicable taxes</b>	<b>149.71</b>	<b>165.94</b>
<b>Adjustments</b>		
Differential tax rate on fair valuation gain on Step acquisition of subsidiary	-	(7.81)
Non-deductible expenses	20.01	5.37
Impact on account of change in tax rate	-	(10.30)
Others	0.85	1.57
<b>Tax expense as per consolidated statement of profit and loss</b>	<b>170.57</b>	<b>154.77</b>

(D) Balance Sheet section

Particulars	As at March 31, 2023	As at March 31, 2022
Income tax assets (net)	236.28	230.46
Income tax liabilities (net)	7.58	2.49



Veeda Clinical Research Limited (formerly known as "Veeda Clinical Research Private Limited")  
Notes to Consolidated Financial Statements for the year ended March 31, 2023  
(All amounts in Indian rupees million, unless otherwise stated)

21 Tax expense

(E) Deferred tax

Particulars	Balance sheet		Statement of Profit and Loss		OCI	
	As at March 31, 2023	As at March 31, 2022	For the year ended March 31, 2023	For the year ended March 31, 2022	For the year ended March 31, 2023	For the year ended March 31, 2022
<b>Deferred tax relates to the following</b>						
Difference between depreciable assets as per books of accounts and written down value for tax purpose	30.98	30.53	(0.45)	(3.71)	-	-
Employee benefits	22.29	22.87	1.21	(10.60)	(0.62)	0.07
Right of use assets and lease liabilities	34.68	29.39	(5.28)	(10.08)	-	-
Restatement of mutual fund	(9.16)	(2.90)	6.26	2.33	-	-
Provision for doubtful loans, reimbursement receivable and capital advances	27.97	15.51	(12.47)	(11.56)	-	-
Fair value gain on investment	(78.06)	(78.06)	-	78.06	-	-
IPO Expense	-	1.86	1.86	(1.86)	-	-
Effect on account of acquisition of subsidiary (refer note 41 (b))	-	-	-	17.33	-	-
Fair valuation on property, plant and equipment and intangible assets on acquisition of subsidiary (refer note 41 (b))	(66.56)	(75.91)	(9.34)	-	-	-
Others	0.49	(0.59)	(1.08)	0.62	-	-
<b>Net deferred tax assets / (liabilities)</b>	<b>(37.37)</b>	<b>(57.30)</b>	<b>(19.29)</b>	<b>60.53</b>	<b>(0.62)</b>	<b>0.07</b>

Reconciliation of deferred tax assets / (liabilities) (net)

Particulars	As at	
	March 31, 2023	March 31, 2022
Opening balance as at beginning of the year	(57.30)	61.88
Tax income / (expense) during the year recognized in statement of profit and loss	19.29	(60.53)
Tax income / (expense) during the year recognized in OCI	0.62	(0.07)
Tax expense on fair valuation on property, plant & equipment and intangible assets on acquisition of subsidiary (refer note 41 (b))	-	(75.91)
Additions on account of acquisition of subsidiary (refer note 41 (b))	-	17.33
<b>Closing balance as at end of the year</b>	<b>(37.37)</b>	<b>(57.30)</b>

Note:

The Group offsets tax assets and liabilities if and only if it has a legally enforceable right to set off deferred tax assets and deferred tax liabilities that relate to income taxes levied by the same tax authority.



Veeda Clinical Research Limited (formerly known as "Veeda Clinical Research Private Limited")  
Notes to Consolidated Financial Statements for the year ended March 31, 2023  
(All amounts in Indian rupees million, unless otherwise stated)

22 Revenue from operations

Particulars	Year ended March 31, 2023	Year ended March 31, 2022
<b>Revenue from operations</b>		
Sale of services	4,086.13	2,880.26
<b>Other operating revenue</b>		
Export incentives revenue	9.65	-
<b>Total revenue from operations</b>	<b>4,095.78</b>	<b>2,880.26</b>

22.1 Revenue from contract with customers

Set out below is the disaggregation of the Group's revenue from contract with customer

(i) Geographical location of customer

Particulars	Year ended March 31, 2023	Year ended March 31, 2022
India	1,111.06	1,020.04
US	865.63	465.27
Greece	404.44	132.17
Others	1,704.98	1,262.78
<b>Total</b>	<b>4,086.13</b>	<b>2,880.26</b>

(ii) Timing of revenue recognition

Particulars	Year ended March 31, 2023	Year ended March 31, 2022
Services transferred over time	2,961.53	2,239.31
Services transferred at a point in time	1,124.60	640.95
<b>Total</b>	<b>4,086.13</b>	<b>2,880.26</b>

22.2 Contract balances

The below table provides information about trade receivables, contract assets and contract liabilities from the contracts with customers:

Particulars	Year ended March 31, 2023	Year ended March 31, 2022
Trade receivables (refer note 5)	1,051.24	981.43
Contract Assets (refer note 9)		
- Due from customer (accrued revenue)	240.76	188.06
Contract Liabilities (refer note 18)		
- Advance from customer	16.27	11.57
- Due to customer (excess billing over revenue)	941.28	737.79

Contract assets relates to revenue earned from ongoing clinical services. As such, the balances of this account vary and depend on the number of clinical services at the end of the year.

Trade receivables are recognized when the right to consideration becomes unconditional. These are non interest bearing generally on the terms of 7-90 days. Group has receivable from its customers for the sale of services to its customers. In March 31, 2023: Rs. 22.92 Million (March 31, 2022: Rs. 19.51 million) is recognized as provision (net of reversal) for significant increase in credit risk and credit impairment of trade receivables.

Contract liabilities includes short-term advances received for providing clinical services and payment received from customer against invoice raised for which clinical services are yet to be rendered. Contract liabilities are recognized as revenue when the Group satisfies the performance obligation.



**Veeda Clinical Research Limited (formerly known as "Veeda Clinical Research Private Limited")**  
**Notes to Consolidated Financial Statements for the year ended March 31, 2023**  
(All amounts in Indian rupees million, unless otherwise stated)

**22.3 Reconciling the amount of revenue recognized in the Statement of Profit and Loss with the contracted price**

Particulars	Year ended March 31, 2023	Year ended March 31, 2022
Revenue as per contracted price	4,250.87	2,980.80
Adjustments		
Rebate payable to customer	(9.24)	(3.12)
Credit notes issued due to change in performance obligation	(155.50)	(97.42)
<b>Net revenue from contract with customers</b>	<b>4,086.13</b>	<b>2,880.26</b>

**22.4 Information about Group's performance obligation are summarized below:**

The Group exercise judgement in determining the timing when the performance obligation is satisfied. The Group considers indicators such as how customer consumes benefits as services are rendered or who controls the asset as it is being created or existence of enforceable right to payment for performance to date and alternate use of such product or service, transfer of significant risks and rewards to the customer, acceptance of delivery by the customer, etc. For the majority of contract performance obligations, the Company has determined that an output method is appropriate measure of progress. Revenue recognition is determined by assessing the performance completed or delivered to date under the terms of the arrangement. The measures utilized to assess progress on the satisfaction of performance are specific to the performance obligation identified in the contract.

**22.5 Information about major customers:**

For information about major customers, refer note 34.

**23 Other income**

Particulars	Year ended March 31, 2023	Year ended March 31, 2022
<b>Interest income on</b>		
-Bank deposits	15.41	3.38
-Loans to associate (refer note 31)	-	10.16
-Loans to joint venture (refer note 31)	-	0.38
-Security deposits	2.99	2.11
-Loan to directors of subsidiary company (refer note 8)	-	2.30
-Income tax refund	0.88	-
-Others	0.02	1.86
Net gain on sale of investment in mutual funds	40.13	12.85
Liabilities no longer required written back	10.47	8.71
Net Gain on foreign currency transactions	26.41	4.11
Gain on lease termination	7.48	0.34
Government Grant income	0.17	-
Rent income	0.70	0.67
Gain on fair value of call option	1.41	3.90
Miscellaneous income	0.25	0.06
<b>Total</b>	<b>106.32</b>	<b>50.83</b>

**24 Cost of material consumed**

Particulars	Year ended March 31, 2023	Year ended March 31, 2022
Opening stock of consumables	84.51	56.63
Additions on account of acquisition of subsidiary (refer note 41 (b))	-	9.22
Purchases during the year	342.92	301.26
Less: closing stock of consumables	(97.56)	(84.51)
<b>Total</b>	<b>329.87</b>	<b>282.60</b>



Veeda Clinical Research Limited (formerly known as "Veeda Clinical Research Private Limited")

Notes to Consolidated Financial Statements for the year ended March 31, 2023

(All amounts in Indian rupees million, unless otherwise stated)

25 Employee benefits expenses

Particulars	Year ended March 31, 2023	Year ended March 31, 2022
Salary, bonus and allowances	1,003.59	786.91
Employee stock option expenses (refer note 39)	4.80	18.22
Contributions to provident and other funds (refer note 30)	47.90	42.22
Staff welfare expenses	35.53	25.38
<b>Total</b>	<b>1,091.82</b>	<b>872.73</b>

26 Finance Costs

Particulars	Year ended March 31, 2023	Year ended March 31, 2022
<b>Interest expense on</b>		
-Borrowings	25.31	29.59
-Delayed payment of income tax and other statutory dues	8.29	1.66
-Lease liabilities (refer note 35)	66.32	49.72
-Others	0.02	0.07
Exchange differences on borrowings	33.50	11.83
Other charges (processing fees, bank commission)	5.38	3.42
<b>Total</b>	<b>138.82</b>	<b>96.29</b>

27 Clinical and Analytical research expenses

Particulars	Year ended March 31, 2023	Year ended March 31, 2022
Screening expenses of subjects	94.83	82.85
Subject participation expense	326.04	224.37
Food and refreshment expenses of subjects	32.62	24.86
Investigator Charges	245.48	112.88
Data Management outsource services	18.35	16.98
Bio analytical research expenses	39.07	17.94
Project approval charges	48.87	51.35
Phlebotomists, nurses and doctors fees	39.04	26.05
Others	94.95	51.00
<b>Total</b>	<b>939.25</b>	<b>608.28</b>



Veeda Clinical Research Limited (formerly known as "Veeda Clinical Research Private Limited")  
Notes to Consolidated Financial Statements for the year ended March 31, 2023  
(All amounts in Indian rupees million, unless otherwise stated)

28 Other expenses

Particulars	Year ended March 31, 2023	Year ended March 31, 2022
Testing charges	3.88	3.80
Marketing and business promotion expenses	52.73	37.17
Travelling and conveyance expense	12.66	7.17
Rent expenses (refer note 35)	0.97	1.11
Water, Power and Fuel Charges	101.64	82.31
Legal and professional expenses	91.86	52.14
Contractor expenses	95.84	85.60
Insurance expenses	15.70	15.75
Communication expenses	6.08	4.38
<b>Repairs and maintenance</b>		
-Buildings	14.56	9.88
-Plant and machinery and lab equipments	62.45	70.71
-others	30.00	15.18
Renewal charges of software and licence	16.89	12.53
Rates and taxes	39.50	11.24
Payments to the auditor (refer note below)	3.40	6.92
Donations	0.14	0.05
Expenditure towards CSR activities	9.31	10.47
Printing, stationery and courier expense	25.74	26.11
Bad debts and contract asset written off (net of provision)	13.99	0.92
Loss on disposal of property, plant and equipment	0.45	-
IPO expenses	10.03	14.87
Provision for doubtful debts	22.92	19.51
Provision for doubtful advances	-	0.40
Provision for non moving & slow moving inventory	26.48	-
Property, plant and equipment and capital work in progress written off	14.45	3.54
Other receivables written off	0.79	0.23
Net loss on mark to market of outstanding forward contract	9.36	-
Miscellaneous expenses	18.80	10.40
<b>Total</b>	<b>700.62</b>	<b>502.39</b>

Payments to the auditor

Particulars	Year ended March 31, 2023	Year ended March 31, 2022
<b>As auditor:</b>		
- Statutory Audit fees	3.36	6.85
- Tax audit fees	-	-
- Reimbursement of expenses	0.04	0.07
<b>Total</b>	<b>3.40</b>	<b>6.92</b>

\* Figure nullified in conversion of Rupees in million.

Excludes amount towards IPO services included in receivable from selling shareholders and amount included under IPO expenses.





**Veeda Clinical Research Limited (formerly known as "Veeda Clinical Research Private Limited")**  
**Notes to Consolidated Financial Statements for the year ended March 31, 2023**  
 (All amounts in Indian rupees million, unless otherwise stated)

**29. Earnings per share**

Basic EPS amounts are calculated by dividing the profit for the year attributable to equity holders of the Holding Company by the weighted average number of Equity shares outstanding during the year.

Diluted EPS amounts are calculated by dividing the profit attributable to equity holders of the Holding Company by the weighted average number of Equity shares outstanding during the year plus the weighted average number of Equity shares that would be issued on conversion of all the dilutive potential Equity shares into Equity shares.

The following table reflects the income and earnings per share data used in the basic and diluted EPS computation:

Particulars	Year ended March 31, 2023	Year ended March 31, 2022
Profit after tax attributable to equity shareholders for the year	401.15	480.71
Nominal value of equity share (Amount in Rs.)	2	2
Total number of equity shares	52,893,986	52,893,986
Weighted average number of equity shares	52,893,986	46,862,176
<b>Effect of dilution:</b>		
Dilutive effect of stock options granted under ESOP	122,898	104,964
<b>Weighted average number of shares adjusted for the effect of dilution</b>	<b>53,016,882</b>	<b>46,967,140</b>
<b>Earning per equity share (Amount in Rs.)</b>		
Basic earnings per share	7.58	10.26
Diluted earnings per share	7.57	10.24

**Note:**

The above earning per share as at March 31, 2022 has been computed based on revised number of shares considering split and bonus issue during the year ended March 31, 2022.

**30. Disclosure for employee benefits**

**A. Defined contribution plan**

Amount recognized as expenses and included in note 25 "Employee benefit expenses"

Particulars	Year ended March 31, 2023	Year ended March 31, 2022
Contribution to Provident Fund	29.76	23.76
Contribution to Employee state insurance	2.46	2.12
<b>Total</b>	<b>32.22</b>	<b>25.88</b>

**B. Defined benefit plan**

The Group has following post employment benefit which is in the nature of defined benefit plan:

**Gratuity**

The Group provides for gratuity for employees in India as per the Payment of Gratuity Act, 1972. Employees who are in continuous service for a period of 5 years are eligible for gratuity. The amount of gratuity payable on retirement/termination is the employees last drawn basic salary per month computed proportionately for 15 days salary multiplied for the number of years of service calculated on actuarial basis. The gratuity plan is a funded plan to the extent balance available in Gratuity Account maintained with bank and Life Insurance Corporation of India. Balance available in such accounts as at March 31, 2023 is Rs. 20.37 million (March 31, 2022: Rs.12.92 million).

**i. Reconciliation of defined benefit obligation**

Particulars	As at March 31, 2023	As at March 31, 2022
Opening defined benefit obligation	74.30	34.79
Additions on account of acquisition of subsidiary (refer note 41 (b))	-	30.61
Current service cost	11.86	9.38
Past service cost	-	4.55
Interest cost	4.68	2.96
Components of actuarial gain/(losses) on obligation		
- Due to Change in financial assumptions	(2.40)	(0.08)
- Due to change in demographic assumption	-	0.59
- Due to experience adjustments	(0.59)	0.50
Benefits paid	6.57	6.98
<b>Closing defined benefit obligation</b>	<b>87.26</b>	<b>74.30</b>



Veeda Clinical Research Limited (formerly known as "Veeda Clinical Research Private Limited")  
Notes to Consolidated Financial Statements for the year ended March 31, 2023  
(All amounts in Indian rupees million, unless otherwise stated)

30 Disclosure for employee benefits

ii. Reconciliation of the Fair value of Plan assets

Particulars	As at March 31, 2023	As at March 31, 2022
Opening value of plan assets	12.92	0.07
Additions on account of acquisition of subsidiary (refer note 41 (b))	-	13.97
Interest income	0.91	0.61
Return on plan assets excluding amounts included in interest income	0.50	(0.12)
Contributions by employer	8.16	1.09
Benefits paid	(2.12)	(2.70)
<b>Closing value of plan assets</b>	<b>20.37</b>	<b>12.92</b>

iii. Net liability / (Asset) recognized in the Balance Sheet

Particulars	As at March 31, 2023	As at March 31, 2022
Present Value of Defined Benefit Obligations	87.26	74.30
Fair Value of Plan assets	(20.37)	(12.92)
<b>Net liability / (Asset) recognized in the Balance Sheet</b>	<b>66.89</b>	<b>61.38</b>

iv. Expenses recognized in Statement of Profit and Loss

Particulars	Year ended March 31, 2023	Year ended March 31, 2022
Current service cost	11.86	9.38
Past service cost	-	4.55
Net interest cost	3.77	2.35
<b>Net Gratuity cost recognized in the Statement of Profit and Loss</b>	<b>15.63</b>	<b>16.28</b>

v. Other Comprehensive Income

Particulars	Year ended March 31, 2023	Year ended March 31, 2022
Actuarial gains / (losses)		
- Due to Change in financial assumptions	(2.40)	(0.08)
- Due to experience adjustments	(0.59)	0.50
- Due to change in demographic assumption	-	0.59
Return on plan assets, excluding amount recognized in net interest expense	0.50	(0.12)
<b>Components of defined benefit costs recognized in other comprehensive income</b>	<b>(2.48)</b>	<b>0.89</b>

vi. The major categories of plan assets as a percentage of the fair value of total plan assets

Particulars	As at March 31, 2023	As at March 31, 2022
Bank balance (escrow account)	0.34%	0.54%
Policy of insurance	99.66%	99.46%
<b>Total</b>	<b>100.00%</b>	<b>100.00%</b>

The principal assumptions used in determining gratuity obligations for the Company's plan are shown below:

Particulars	As at March 31, 2023	As at March 31, 2022
Discount rate	7.35% p.a.	6.70% p.a.
Future salary increase	10.00% p.a.	8.00% p.a. to 10.00% p.a.
Employee turnover	20.00% - 25.00% p.a. at younger ages reducing to 0.00% - 5.00% p.a. at older ages	20.00% - 25.00% p.a. at younger ages reducing to 0.00% - 5.00% p.a. at older ages
Mortality rate	Indian Assured Lives Mortality (2012-14)	Indian Assured Lives Mortality (2012-14)

Sensitivity analysis for significant assumption is as under:

Particulars	Sensitivity level	Increase / (decrease) in defined benefit obligation	
		Year ended March 31, 2023	Year ended March 31, 2022
Discount rate	0.5% increase	(2.72)	(2.28)
	0.5% decrease	2.91	2.43
Salary increase	0.5% increase	2.81	2.36
	0.5% decrease	(2.66)	(2.24)
Employee turnover	Change by 10% upward	(1.56)	(1.19)
	Change by 10% downward	1.78	1.35

The following are the expected future benefit payments for the defined benefit plan (Undiscounted):

Particulars	As at March 31, 2023	As at March 31, 2022
Within the next 12 months (next annual reporting period)	10.12	8.88
Between 2 and 5 years	42.72	37.78
Between 6 and 10 years	33.13	26.49



**Veeda Clinical Research Limited (formerly known as "Veeda Clinical Research Private Limited")**  
**Notes to Consolidated Financial Statements for the year ended March 31, 2023**  
(All amounts in Indian rupees million, unless otherwise stated)

**31 Related party transactions**

As per the Indian Accounting Standard on "Related Party Disclosures" (Ind AS 24), the related parties of the company are as follows:

**Name of related parties and their relationship**

**Holding Company**

Basil Private Limited

**Subsidiary Company**

Bionees India Private Limited (W.e.f. July 16, 2021)

Activin Chemicals and Pharmaceuticals Private Limited (W.e.f. July 16, 2021 upto July 20, 2021)

Amthera Life Sciences Private Limited (W.e.f. July 16, 2021) (Wholly owned subsidiary w.e.f. December 15, 2021)

**Associate**

Bionees India Private Limited (w.e.f. March 19, 2021 upto July 15, 2021)

**Joint venture**

Ingenuity Biosciences Private Limited (W.e.f. March 29, 2021)

**Entity with significant influence on the Group**

Bondway Investment Inc.

**Key managerial personnel of the Parent Company**

Mr. Nitin Deshmukh (Independent Director) (W.e.f. July 01, 2021)

Mr. Rakesh Bharti (Independent Director) (W.e.f. July 01, 2021)

Mrs. Kavita Singh (Independent Director) (W.e.f. July 01, 2021)

Mrs. Jeanne Hecht (Independent Director) (W.e.f. July 01, 2021)

Mr. Jagannath Samavedam (Nominee Director - w.e.f. January 28, 2022) (Nominee Director - w.e.f. June 22, 2021 upto July 16, 2021)

Mr. Apurva Shah (Director)

Mr. Binoy Gardi (Director) (Till June 26, 2021)

Mr. Ajay Tandon (Managing Director)

Mr. Vivek Chhachhi (Nominee Director)

Mr. Manu Sahu (Nominee Director)

Ms. Aparajita Jethy Ahuja (Nominee Director)

Mr. Kiran Marthak (Director)

Mr. S. N. Vinaya Babu (Director) (W.e.f. July 16, 2021)

Mr. Nirmal Bhatia (Company Secretary) (Chief Financial Officer - w.e.f. June 22, 2021)

**Relatives of key managerial personnel**

Mr. Nagaraja M S

Mrs. Soumya H N

**Entity over which key managerial personnel or their relatives are able to exercise significant influence**

Tumkur Trade Center Private Limited

Adita Biosys Private Limited

Medvice Private Limited

Peenya Food and Drug Testing Lab Private Limited



Veeda Clinical Research Limited (formerly known as "Veeda Clinical Research Private Limited")  
Notes to Consolidated Financial Statements for the year ended March 31, 2023  
(All amounts in Indian rupees million, unless otherwise stated)

31 Related party transactions

a.	Nature of transactions with related parties	Year ended March 31, 2023	Year ended March 31, 2022
	<b><u>Holding Company</u></b>		
	<b>Basil Private Limited</b>		
	Reimbursement receivable from selling shareholder	0.68	9.98
	<b><u>Entity with significant influence on the Group</u></b>		
	<b>Bondway Investment Inc.</b>		
	Dividend paid on CCCPS class 'A' shares	-	76.04
	Reimbursement receivable from selling shareholder	1.24	18.27
	<b><u>Joint venture in which the Parent Company is a venturer</u></b>		
	<b>Ingenuity Biosciences Private Limited</b>		
	Reimbursement of expenses incurred	0.01	1.80
	Reimbursement for employee stock options granted	0.02	0.05
	Rent income	0.70	0.67
	Sale of service	2.40	2.63
	Purchase of service	4.02	-
	Sale of property, plant and equipment	-	4.52
	Loan given	12.00	23.00
	Repayment of loan given	-	1.00
	Interest income on loan given	-	0.38
	Interest income on delayed payment towards MSME dues	0.02	1.62
	Loan written off	34.00	-
	<b><u>Associate (W.e.f. March 19, 2021 upto July 15, 2021)</u></b>		
	<b>Bionees India Private Limited</b>		
	Interest Income on unsecured loan given till July 15, 2021	-	10.16
	Repayment of loan given	-	233.30
	<b><u>Entity over which key managerial personnel or their relatives are able to exercise significant influence</u></b>		
	<b>Adita Biosys Private Limited</b>		
	Purchase of consumables	24.28	17.02
	<b>Tumkur Trade Center Private Limited</b>		
	Rent paid	18.18	11.70
	<b><u>Key managerial Personnel</u></b>		
	<b>Remuneration (including perquisites)</b>		
	Mr. Ajay Tandon	15.00	15.00
	<b>Loan repaid</b>		
	Mr. S.N. Vinaya Babu	-	32.89
	<b>Rent Paid</b>		
	Mr. S.N. Vinaya Babu	10.19	2.09
	<b>Security deposit given (rent)</b>		
	Mr. S.N. Vinaya Babu	7.84	-
	<b>Acquisition of additional stake in Subsidiary Company (Associate Company till July 15, 2021)</b>		
	Mr. S.N. Vinaya Babu	350.00	509.81
	<b>Professional fees paid to non-executive director</b>		
	Mr. Kiran Marthak	3.60	2.85
	Mr. Nitin Deshmukh	2.10	1.13
	Mr. Rakesh Bhartia	2.30	1.46



Veeda Clinical Research Limited (formerly known as "Veeda Clinical Research Private Limited")  
Notes to Consolidated Financial Statements for the year ended March 31, 2023  
(All amounts in Indian rupees million, unless otherwise stated)

31 Related party transactions

Nature of transactions with related parties	Year ended March 31, 2023	Year ended March 31, 2022
Mrs. Kavita Singh	1.50	1.13
Mrs. Jeanne Hecht	3.22	2.28
<b>Salary (including perquisites)</b>		
Mr. Nirmal Bhatia	13.49	14.19
Mr. S.N. Vinaya Babu	25.93	18.98
<b>Rent - Expense</b>		
Mr. Apurva Shah	0.60	0.50
<b>Reimbursement of expenses</b>		
Mr. Ajay Tandon	0.34	0.09
Mr. Kiran Marthak	0.12	0.11
Mr. Nirmal Bhatia	0.24	0.24
Mr. S.N. Vinaya Babu	0.27	0.87
<b>ESOP Expenses</b>		
Mr. Ajay Tandon	2.79	5.91
Mr. Kiran Marthak	0.24	0.22
Mr. Nirmal Bhatia	0.48	0.45
<b>Issue of shares on exercise of ESOP</b>		
Mr. Nirmal Bhatia	-	17.50
<b>Relatives of key managerial personnel</b>		
<b>Remuneration (including perquisites)</b>		
Mr. Nagaraja M S	-	0.16
Mrs. Soumya H N	-	0.22
<b>Rent Paid</b>		
Mrs. Soumya H N	9.26	6.00

b.

Outstanding balances at the end of the year	As at March 31, 2023	As at March 31, 2022
<b>Holding company</b>		
<b>Basil Private Limited</b>		
Reimbursement receivable from selling shareholder	10.66	9.98
<b>Entity with significant influence on the Group</b>		
<b>Bondway Investment Inc.</b>		
Reimbursement receivable from selling shareholder	19.51	18.27
<b>Joint venture in which the Parent Company is a venturer</b>		
<b>Ingenuity Biosciences Private Limited</b>		
(Trade payable) / Reimbursement receivable	(1.75)	0.12
Loan given (including interest accrued)	-	15.11
<b>Key managerial personnel</b>		
<b>Remuneration payable (including perquisites)</b>		
Mr. Ajay Tandon	1.04	1.09
<b>Professional fees payable to non-executive director</b>		
Mr. Kiran Marthak	-	0.27
Mr. Nitin Deshmukh	0.07	0.14
Mr. Rakesh Bhartia	0.14	0.19
Mrs. Kavita Singh	-	0.11
<b>Salary payable (including perquisites)</b>		
Mr. Nirmal Bhatia	0.91	0.76
Mr. S.N. Vinaya Babu	1.32	1.27
<b>Security deposit given (rent)</b>		
Mr. S.N. Vinaya Babu	7.84	-
<b>Reimbursement of expenses payable / (receivable)</b>		
Mr. Ajay Tandon	(0.02)	(0.10)
Mr. Kiran Marthak	0.08	0.03
<b>Trade payables (rent payable)</b>		
Mr. S.N. Vinaya Babu	1.13	0.28



Veeda Clinical Research Limited (formerly known as "Veeda Clinical Research Private Limited")  
Notes to Consolidated Financial Statements for the year ended March 31, 2023  
(All amounts in Indian rupees million, unless otherwise stated)

31 Related party transactions

Outstanding balances at the end of the year	As at March 31, 2023	As at March 31, 2022
<b>Relatives of key managerial personnel</b>		
<b>Trade payables (rent payable)</b>		
Mr. Nagaraja M S	-	*
Mrs. Soumya H N	0.84	0.81
<b>Security deposit (rent)</b>		
Mrs. Soumya H N	4.00	4.00
<b>Entity over which key managerial personnel or their relatives are able to exercise significant influence</b>		
<b>Security deposit received (rent)</b>		
Medvice Pvt. Ltd.	-	0.02
Peenya Food and Drug Testing Lab Private Limited	-	0.02
<b>Security deposit (rent)</b>		
Tumkur Trade Center Private Limited	17.50	17.50
<b>Rent payable</b>		
Tumkur Trade Center Private Limited	1.66	1.58
<b>Trade payables</b>		
Adita Biosys Private Limited	1.82	1.31

\* Figure nullified in conversion of Rupees in million.

The following are the details of the transactions eliminated during year ended March 31, 2023 and March 31, 2022:

Nature of transactions with related parties	Year ended March 31, 2023	Year ended March 31, 2022
<b>Bionees India Private Limited</b>		
Investment in equity shares	100.00	-
Investment in Optionally Convertible Redeemable Preference Shares (OCRPS)	-	233.30
Sale of consumables	0.28	-
MSME interest income	0.02	-
Loan written off	8.34	-
<b>Amthera Life Sciences Private Limited</b>		
Security deposits written off	0.02	-
Investment in equity shares	-	0.02
Loan written back	8.34	-
Loan given by Bionees India Private Limited	0.20	0.28

The following are the details of the balances eliminated during the year ended March 31, 2023 and March 31, 2022:

Outstanding balances at the end of the year	As at March 31, 2023	As at March 31, 2022
<b>Bionees India Private Limited</b>		
Investment in equity shares	2,131.50	1,647.82
Investment in Optionally Convertible Redeemable Preference Shares (OCRPS)	233.30	233.30
<b>Amthera Life Sciences Private Limited</b>		
Loan given by Bionees India Private Limited	-	8.14
Security deposit received	-	0.02

**Terms and conditions of transactions with related parties**

(1) The group's transactions with related parties are at arm's length. Management believes that the Parent Company's domestic and international transactions with related parties post March 31, 2022 continue to be at arm's length and that the transfer pricing legislation will not have any impact on the financial statements particularly on the amount of the tax expense for the year and the amount of the provision for taxation at the year end.

(2) The future liability for gratuity and compensated absence is provided on aggregated basis for all the employees of the group taken as a whole, the amount pertaining to key managerial personnel is not ascertainable separately and therefore not included above.

(3) Loan to Joint venture in which the company is a venturer

The loan granted to Ingenuity Biosciences Private Limited is intended to fund its working capital requirements. The loan is unsecured and is repayable within 2 years from the date of agreement. However, the loan may be repaid at any time by the borrower. Loan carries interest rate of 6.00% compounded annually. The loan has been utilized for the purpose for which it was granted.



**Veeda Clinical Research Limited (formerly known as "Veeda Clinical Research Private Limited")**  
**Notes to Consolidated Financial Statements for the year ended March 31, 2023**  
 (All amounts in Indian rupees million, unless otherwise stated)

**31 Related party transactions**

**Non-cash transaction with key managerial personnel:**

During the year ended March 31, 2022, the Holding Company had acquired additional 25.00% of total share capital of Bioneds equivalent to 1,785,721 equity shares from Mr. S. N. Vinaya Babu (Director of the Holding Company) for which the consideration has been paid by allotment of 2,839,864 own equity shares of the Holding Company.

**Commitment with related party**

The Group has not provided any commitment to related party as at March 31, 2023 (March 31, 2022: Nil).

**32 Contingent liabilities not provided for**

Particulars	As at March 31, 2023	As at March 31, 2022
Claims against the company not acknowledged as debts:		
(i) Income tax *	109.47	109.68
(ii) Service tax and Goods and Services Tax **	237.71	219.60
(iii) Customs #	4.75	4.75

\* Income tax demand comprise demand from the Indian tax authorities for payment of additional tax of Rs 109.47 million (March 31, 2022: Rs. 109.68 million) upon completion of their tax review for the assessment year 2007-08 to 2019-20. The tax demands are mainly on account of disallowances relating to transfer pricing matters, expenditure to earn exempt income, depreciation on software, interest charged on loan advanced, capital expenditure charged to revenue, etc. claimed by the Holding Company under the Income tax Act. The matter is pending before various authorities. The said demand amounts have been already adjusted against refund of various years by Income Tax department and hence net demand is Nil in respect of such period.

\*\* Service tax and Goods and Service Tax demands comprise demand from the Service tax authorities for payment of additional tax of Rs. 237.71 million (March 31, 2022: Rs. 219.60 million), upon completion of their tax review for the financial year 2008-09 to 2017-18. The tax demands are on account denial of export of service under Rule 4 of place of provision of Services Rules, 2012, reversal of CENVAT credit under Rule 6(3) and 6(5), disallowance of input tax credit, etc. The matter is pending before various authorities.

Above amount excludes Rs. 145.87 million (March 31, 2022: Rs. 145.87 million) for the period April 2016 to June 2017 in respect of matters where the Holding Company has received favourable orders from the first appellate authorities and has received refund. However, the department is pursuing appeal with higher appellate authority. The actual outflow would depend on the final outcome of the matter.

# Custom duty demand comprise demand from CBEC for payment of additional tax of Rs 4.75 million (March 31, 2022: Rs. 4.75 million), upon completion of their tax review for the financial year 2011-12 to 2016-17. The demand is on account denial of custom duty exemption benefit claimed under the Notification 12/2012 dated March 17, 2012. The matter is pending before various authorities.

The Group is contesting the demands and the management, including its tax advisors, believe that its position will likely be upheld in the appellate process. No tax expense has been accrued in the financial statements for the tax demand raised. The management believes that the ultimate outcome of this proceeding will not have a material adverse effect on the Group's financial position and results of operations.

**Other claims not acknowledged as debt**

Claim by a party arising out of a commercial contract: Rs. 1,018.84 million (March 31, 2022: Rs. 1,018.84 million). The Holding Company has not acknowledged this claim. As advised by the external legal counsel, the claim is not legally tenable. Moreover, the Holding Company is adequately insured and the matter is intimated to insurance company as well. The Holding Company has filed detailed response to the claim lodged. The matter is pending at commercial court, Ahmedabad. In view of these, the Holding Company does not foresee any losses on this count and accordingly no provision is made in books of accounts.

**33 Capital commitment**

Particulars	As at March 31, 2023	As at March 31, 2022
Estimated amount of contracts remaining to be executed on capital account and not provided for (net of advances)	262.39	30.05



**Veeda Clinical Research Limited (formerly known as "Veeda Clinical Research Private Limited")**

**Notes to Consolidated Financial Statements for the year ended March 31, 2023**

(All amounts in Indian rupees million, unless otherwise stated)

**34 Segment reporting**

The Group is mainly engaged in the business of Clinical Research and pre-clinical research for various Pharmaceuticals Companies. The Group's business falls within business segment of 'Clinical Research' and 'Pre-clinical Research' and all the activities of the Group revolve around this main business. The Chief Operating decision maker (CODM) monitors the operating results of the business as a whole for the purpose of making decisions about resource allocation and performance assessment. Therefore, management views Group's business activity as a single segment and there are no separate reportable segments in terms of the requirements of Ind AS 108 "Operating Segments" as notified under section 133 of the companies Act 2013.

**Geographical segment**

For management purposes, the Group is organized into two major operating geographies India and outside India. More than 25% of the Group's business is from India. The segment revenue is disclosed based on geographical location of customers in the financial statements for the year ended March 31, 2023 and March 31, 2022.

Revenue from external customers	Year ended March 31, 2023	Year ended March 31, 2022
India	1,111.06	1,020.04
US	865.63	465.27
Greece	404.44	132.17
Others	1,704.98	1,262.78

The following is an analysis of the carrying amount of non-current assets, which do not include deferred tax assets, income tax assets and financial assets analyzed by the geographical area in which the assets are located:

Carrying amount of non-current operating assets	As at March 31, 2023	As at March 31, 2022
India	3,745.62	3,189.59
Outside India	-	-

**Information about major customers:**

The Group has assessed that there are no external customers from which the revenue from transactions is 10% or more of the Company's total revenue for the year ended March 31, 2023 and March 31, 2022.

**35 Leases**

**Group as a Lessee:**

The Group has operating lease for various premises which are renewable on a periodic basis and cancellable at its option. The lease terms of premises are between 3 to 10 years. The Group has availed the exemption of low value of assets. Lease payments evaluated by the Group are fixed payments in nature with Group not exercising any termination or renewal options to terminate or extend the original lease term. Useful life of right of use asset for computation of amortization expense on right of use assets is assumed to be the term of the lease and method used is Straight-line method.

The Group has taken certain premises on lease wherein lease rent is of low value amounting to Rs. 0.97 million for the year ended March 31, 2023 (Year ended March 31, 2021: Rs. 1.11 million). The company applies low value lease rent exemption for these leases.

**i) The carrying value of right of use and depreciation charged during the year**

Particulars	As at March 31, 2023	As at March 31, 2022
<b>Land and Office Premises</b>		
Opening balance	408.49	363.09
Additions on account of acquisition of subsidiary (refer note 41 (b))	-	123.43
Additions during the year	279.50	3.05
Termination during the year (net of accumulated depreciation on termination)	(55.92)	(1.51)
Depreciation charged during the year (refer note 3)	(111.25)	(79.57)
<b>Closing balance</b>	<b>520.82</b>	<b>408.49</b>





**Veeda Clinical Research Limited (formerly known as "Veeda Clinical Research Private Limited")**  
**Notes to Consolidated Financial Statements for the year ended March 31, 2023**  
 (All amounts in Indian rupees million, unless otherwise stated)

**35 Leases**

**ii) The movement in lease liabilities during the year**

Particulars	As at March 31, 2023	As at March 31, 2022
Opening balance	515.86	434.02
Additions on account of acquisition of subsidiary (refer note 41 (b))	-	148.87
Additions during the year	270.32	3.06
Termination during the year	(62.83)	(1.83)
Payment of lease liabilities (including interest on lease liabilities)	(144.04)	(117.98)
Interest expenses (refer note 26)	66.32	49.72
<b>Closing balance</b>	<b>645.63</b>	<b>515.86</b>

**iii) Balances of lease liabilities**

Particulars	As at March 31, 2023	As at March 31, 2022
Current lease liabilities	101.06	91.43
Non-current lease liabilities	544.57	424.43
<b>Total</b>	<b>645.63</b>	<b>515.86</b>

**iv) Amount recognized in the Statement of profit and loss during the year**

Particulars	For the year ended March 31, 2023	For the year ended March 31, 2022
Depreciation expense on right of use asset (refer note 3)	111.25	79.57
Interest expense on lease liabilities (refer note 26)	66.32	49.72
Expenses relating to low value leases (included in other expense) (refer note 28)	0.97	1.11
Gain on lease termination (refer note 23)	(7.48)	(0.34)
<b>Total</b>	<b>171.06</b>	<b>130.06</b>

**v) Maturity analysis of lease liabilities**

Particulars	As at March 31, 2023	As at March 31, 2022
Maturity analysis of contractual undiscounted cash flows		
Less than one year	101.06	91.43
One to five years	315.02	276.88
More than five years	229.55	147.55
<b>Total</b>	<b>645.63</b>	<b>515.86</b>

**vi) Amount recognized in cash flow Statement**

Particulars	For the year ended March 31, 2023	For the year ended March 31, 2022
Payment of principal portion of lease liabilities	77.72	68.26
Payment of interest on lease liabilities	66.32	49.72
<b>Total</b>	<b>144.04</b>	<b>117.98</b>



**Veeda Clinical Research Limited (formerly known as "Veeda Clinical Research Private Limited")**  
**Notes to Consolidated Financial Statements for the year ended March 31, 2023**  
 (All amounts in Indian rupees million, unless otherwise stated)

**36 Financial instrument - Fair value hierarchy**

The significant accounting policies, including the criteria for recognition, the basis of measurement and the basis on which income and expenses are recognized, in respect of each class of financial asset, financial liability and equity instrument are disclosed in note 2 to the consolidated financial statements.

**Fair values**

**A. Category-wise classification of financial instrument**

The carrying value of financial instruments by categories as at March 31, 2023 and March 31, 2022:

Particulars	Notes	As at March 31, 2023	As at March 31, 2022
<b>Financial assets:</b>			
<b>At amortized cost</b>			
Loans (non-current)	8	-	15.11
Trade receivables	5	1,051.24	981.43
Cash and cash equivalents	6	368.71	595.89
Other bank balance	7	244.00	29.56
Other financial assets (current)	9	412.15	328.56
Other financial assets (non-current)	9	423.85	215.94
<b>Sub-total</b>		<b>2,499.95</b>	<b>2,166.49</b>
<b>Fair value through profit and loss</b>			
Call option on non-controlling interest of subsidiary company	9	40.88	73.15
Investments	4	546.87	883.98
<b>Sub-total</b>		<b>587.75</b>	<b>957.13</b>
<b>Total</b>		<b>3,087.70</b>	<b>3,123.62</b>
<b>Financial liabilities</b>			
<b>At amortized cost</b>			
Borrowings	15	485.74	472.02
Trade payables	16	221.71	247.78
Lease liabilities	33	645.63	515.86
Other financial liabilities (current)	17	224.30	242.13
Other financial liabilities (non-current)	17	0.50	0.56
<b>Sub-total</b>		<b>1,577.88</b>	<b>1,478.35</b>
<b>At fair value through profit &amp; loss</b>			
Forward contracts	17	9.36	-
<b>Sub-total</b>		<b>9.36</b>	<b>-</b>
<b>Total</b>		<b>1,587.24</b>	<b>1,478.35</b>

The management assessed that carrying values of financial assets i.e., cash and cash equivalents, trade payables, trade receivables, current investments and other financial assets and liabilities as at March 31, 2023 and March 31, 2022 are reasonable approximations of their fair values largely due to the short-term maturities of these instruments. The fair value of the financial assets and liabilities is included at the amount at which the instrument could be exchanged in a current transaction between willing parties other than in a forced or liquidation sale.

**Fair value hierarchy**

The Company uses the following hierarchy for determining and/or disclosing the fair value of Financial Instruments by valuation techniques:

- Level 1: quoted prices (unadjusted) in active markets for identical Assets or Liabilities.
- Level 2: inputs other than quoted prices included within Level 1 that are observable for the Assets or Liabilities, either directly (i.e., as prices) or indirectly (i.e., derived from prices).
- Level 3: inputs for the Assets or Liabilities that are not based on observable market data (unobservable inputs).

**Quantitative disclosures fair value measurement hierarchy :**

Particulars	Fair Value		Fair Value hierarchy	Significant observable input
	As at March 31, 2023	As at March 31, 2022		
Investment in mutual funds at Fair value through profit and loss (refer note 4.2)	546.87	883.98	Level-1	NAV Statement provided by fund manager
Call option on non-controlling interest of subsidiary company (refer note 9)	40.88	73.15	Level-3	Third party independent valuation report
Mark to market liability on forward contracts (refer note 17)	9.36	-	Level-2	MTM statement by bank

**Financial instrument measured at amortized cost**

The carrying amount of financial assets and financial liabilities measured at amortized cost in the financial statements are a reasonable approximation of their fair values since the Group does not anticipate that the carrying amounts would be significantly different from the values that would eventually be received or settled.

**Reconciliation of level 1 fair values**

The following table shows a reconciliation from the opening balance to the closing balances for level 1 fair values representing investment in short term liquid mutual funds.

Particulars	As at March 31, 2023	As at March 31, 2022
Opening balance	883.98	298.52
Net gain on investment in mutual funds	40.13	12.85
Purchases	38.00	799.98
Sales	415.24	227.37
Closing balance	546.87	883.98



**37 Financial risk management objectives and policies**

The Group's principal financial liabilities comprise loans and borrowings, trade and other payables. The main purpose of these financial liabilities is to finance the Group's operations. The Group's principal financial assets include trade and other receivables and cash and cash equivalents that derive directly from its operations. The Group is exposed to market risk, credit risk and liquidity risk. The Group's senior management oversees the management of these risks and ensures that financial risk activities are governed by appropriate policies and procedures and that financial risks are identified, measured and managed in accordance with the Group's policies and risk objectives.

**(a) Market risk**

Market risk is the risk that the fair value of future cash flows of a financial instrument will fluctuate because of changes in market prices. Market risk comprises two types of risk: interest rate risk and currency risk. Financial instruments affected by market risk include borrowings, receivables, payables and deposits.

The sensitivity analysis in the following sections relate to the position as at March 31, 2023 and March 31, 2022. The sensitivity analysis has been prepared on the basis that the amount of net debt and the proportion of financial instruments in foreign currencies are all constant. The analysis excludes the impact of movements in market variables on the carrying values of gratuity and other post retirement obligations and provisions.

The sensitivity of the relevant profit or loss item is the effect of the assumed changes in respective market risks. This is based on the financial assets and financial liabilities held at March 31, 2023 and March 31, 2022.

**Exposure to interest rate risk**

Group's interest rate risk arises from borrowings obligations. Borrowings issued expose to fair value interest rate risk. The interest rate profile of the Group's interest-bearing financial instruments as reported to the management of the group is as follows.

Variable-rate instruments	As at March 31, 2023	As at March 31, 2022
Non-current borrowings	259.12	351.50
Current borrowings	226.62	118.52

**Interest rate sensitivity:**

A reasonably possible change of 100 basis points in interest rates at the reporting date would have increased/(decreased) equity and profit or loss by the amounts shown below. This analysis assumes that all other variables, in particular foreign currency exchange rates, remain constant.

Particulars	Profit or (loss)		Equity, net of tax	
	100 bp increase	100 bp decrease	100 bp increase	100 bp decrease
<b>March 31, 2023</b>				
Non-current borrowings	(2.59)	2.59	(1.94)	1.94
Current borrowings	(2.27)	2.27	(1.70)	1.70
<b>Total</b>	<b>(4.86)</b>	<b>4.86</b>	<b>(3.63)</b>	<b>3.63</b>
<b>March 31, 2022</b>				
Non-current borrowings	(3.54)	3.54	(2.65)	2.65
Current borrowings	(1.19)	1.19	(0.89)	0.89
<b>Total</b>	<b>(4.73)</b>	<b>4.73</b>	<b>(3.54)</b>	<b>3.54</b>

**Foreign currency risk**

Foreign currency risk is the risk that the fair value or future cash flows of an exposure will fluctuate because of changes in foreign exchange rates. The Group's exposure to the risk of changes in foreign exchange rates relates to the Group's operating activities denominated in United States Dollar (USD), Euro (EUR), British Pound Sterling (GBP) and Canadian Dollar (CAD).

The following table sets forth information relating to unhedged foreign currency exposure as at March 31, 2023 and March 31, 2022.

**(i) Foreign currency receivables:**

Particulars	As at March 31, 2023		As at March 31, 2022	
	In foreign currency	Amount	In foreign currency	Amount
<b>Trade receivables:</b>				
- USD	5,815,547	478.14	6,133,268	464.95
- EUR	3,061,657	274.29	2,313,563	195.87
- GBP	586	0.06	8,521	0.85
- CAD	27,993	1.70	-	-
<b>Cash and cash equivalents:</b>				
<b>Balances with Banks:</b>				
- On current accounts				
USD	1,249,677	102.74	936,498	70.99
EUR	350,537	35.60	47,026	3.98
GBP	1,823	0.19	-	-
<b>Cash on hand</b>				
USD	586	0.08	470	0.04
EUR	3,307	0.30	891	0.08
GBP	66	0.01	55	0.01
CAD	289	0.02	289	0.02
<b>Total</b>		<b>892.53</b>		<b>736.77</b>

**(ii) Foreign currency payables:**

Particulars	As at March 31, 2023		As at March 31, 2022	
	In foreign currency	Amount	In foreign currency	Amount
<b>Trade payables:</b>				
- USD	46,370	3.81	27,423	2.08
- EUR	40,663	3.59	18,278	1.55
<b>Borrowings:</b>				
- USD	4,205,328	343.75	5,497,156	416.72
<b>Capital creditors:</b>				
- USD	530,078	43.63	1,141,308	86.52
<b>Refund liability to customers:</b>				
- USD	280,211	23.04	145,856	11.06
- EUR	300,745	26.95	187,184	15.85
<b>Total</b>		<b>446.78</b>		<b>533.77</b>



Veeda Clinical Research Limited (formerly known as "Veeda Clinical Research Private Limited")  
Notes to Consolidated Financial Statements for the year ended March 31, 2023  
(All amounts in Indian Rupees million, unless otherwise stated)

37 Financial risk management objectives and policies

Foreign currency sensitivity

The following tables demonstrate the sensitivity to a reasonably possible change in USD, Euro, GBP and CAD exchange rates, with all other variables held constant. The impact on the Group's profit before tax is due to changes in the fair value of monetary assets and liabilities.

Effect in amount	Particulars	Profit or (loss)		Equity, net of tax	
		Strengthening	Weakening	Strengthening	Weakening
<b>March 31, 2023</b>					
5% Movement					
	USD	8.24	(8.24)	6.16	(6.16)
	EUR	13.95	(13.95)	10.44	(10.44)
	GBP	0.01	(0.01)	0.01	(0.01)
	CAD	0.05	(0.05)	0.05	(0.05)
<b>March 31, 2022</b>					
3% Movement					
	USD	0.98	(0.98)	0.73	(0.73)
	EUR	2.13	(2.13)	1.63	(1.63)
	GBP	0.04	(0.04)	0.03	(0.03)
	CAD	*	*	*	*

\* Figure nullified in conversion of Rupees in million.

Derivatives

The Group is exposed to certain risks relating to its ongoing business operations. The primary risks managed using derivative instruments are foreign currency risk. The derivatives are taken to cover foreign exchange risk of highly probable forecasted sales transactions occurring in foreign currencies and foreign currency receivables.

Derivatives not designated as hedging instruments

The Group uses foreign exchange forward contracts to manage some of its transaction exposures. The foreign exchange forward contracts are not designated as cash flow hedges and are entered into for periods consistent with foreign currency exposure of the underlying transactions, generally within 12 months.

Outstanding derivatives instruments are as follows:

Particulars	Maturity					Total
	Less than 1 month	1 to 3 months	3 to 6 months	6 to 9 months	9 to 12 months	
<b>As at March 31, 2023</b>						
Foreign exchange forward contracts (highly probable forecast sales)						
Notional amount	53.57	99.91	147.56	88.64	-	389.78
Average forward rate (Rs./USD)	85.61	83.90	83.91	83.63	-	
Notional amount	37.34	68.84	97.64	58.29	-	262.11
Average forward rate (Rs./EUR)	83.61	84.09	86.51	89.95	-	
<b>As at March 31, 2022</b>						
Foreign exchange forward contracts (highly probable forecast sales)						
Notional amount	-	-	-	-	-	-
Average forward rate (Rs./USD)	-	-	-	-	-	-
Notional amount	-	-	-	-	-	-
Average forward rate (Rs./EUR)	-	-	-	-	-	-

The impact of the hedging instruments on the balance sheet is as follows:

Particulars	Notional amount	Carrying amount	Line item in the balance sheet
<b>As at March 31, 2023</b>			
Foreign exchange forward contracts (highly probable forecast sales)	651.89	9.36	Mark to market liability on forward contracts under current financial liability
<b>As at March 31, 2022</b>			
Foreign exchange forward contracts (highly probable forecast sales)	-	-	Mark to market liability on forward contracts under current financial liability



**Veeda Clinical Research Limited (formerly known as "Veeda Clinical Research Private Limited")**  
**Notes to Consolidated Financial Statements for the year ended March 31, 2023**  
 (All amounts in Indian rupees million, unless otherwise stated)

**37 Financial risk management objectives and policies**

**(b) Credit risk**

Credit risk is the risk that counterparty will not meet its obligations under a financial instrument or customer contract, leading to a financial loss. The Group is exposed to credit risk from its operating activities (primarily trade receivables) and from its financing activities, including deposits with banks and financial institutions, foreign exchange transactions and other financial instruments.

**Trade Receivables**

Trade Receivables of the Group are unsecured. Credit risk is managed through periodic monitoring of the creditworthiness of customers in the normal course of business. The allowance for impairment of Trade receivables is granted to the extent and as and when required, based upon the expected collectability of accounts receivables. The Group evaluates the concentration of risk with respect to trade receivables as low, as its Customers are group of reputed.

The maximum exposure to credit risk as at year end for trade receivable by geographic region are as follows:

Particulars	As at March 31, 2023	As at March 31, 2022
Domestic	373.04	372.85
Other regions	754.19	661.66
<b>Total</b>	<b>1,127.24</b>	<b>1,034.51</b>

**Age of trade receivables (Gross)**

Particulars	As at March 31, 2023	As at March 31, 2022
Not due	678.15	579.49
Less than 6 months	409.51	334.16
6 months - 1 year	51.40	94.12
1-2 years	38.75	17.31
2-3 years	5.11	1.88
More than 3 years	14.32	13.55
<b>Total</b>	<b>1,127.24</b>	<b>1,034.51</b>

**Financial instruments and cash deposits**

Credit risk from balances with banks and financial institutions is managed by the Group's treasury department in accordance with the Group's policy. Investments of surplus funds are made only with approved counterparties and within credit limits assigned to each counterparty. Counterparty credit limits are reviewed by the Group's Board of Directors on an annual basis, and may be updated throughout the year subject to approval of the senior management. The limits are set to minimize the concentration of risks and therefore mitigate financial loss through counterparty's potential failure to make payments.

**(c) Liquidity risk**

Liquidity risk is the risk that the Group may not be able to meet its present and future cash and collateral obligations without incurring unacceptable losses. The Group's objective is to, at all times maintain optimum levels of liquidity to meet its cash and collateral requirements. The Group closely monitors its liquidity position and deploys a robust cash management system. It maintains adequate sources of financing through various short term and long term loans at an optimized cost.

The table below summarizes the maturity profile of the Group's financial liabilities as at March 31, 2023 and as at March 31, 2022:

Particulars	On demand	Less than 1 year	1 year to 5 years	More than 5 years	Total
<b>As at March 31, 2023</b>					
Borrowings #	105.25	134.52	271.28	-	511.05
Trade payables	-	221.70	-	-	221.70
Lease liabilities	-	101.66	315.02	229.55	645.63
Other financial liabilities	-	233.66	-	0.50	234.16
<b>Total</b>	<b>105.25</b>	<b>690.94</b>	<b>586.30</b>	<b>230.05</b>	<b>1,612.54</b>
<b>As at March 31, 2022</b>					
Borrowings #	-	135.94	377.03	-	512.97
Trade payables	-	247.78	-	-	247.78
Lease liabilities	-	91.43	276.88	147.55	515.86
Other financial liabilities	-	247.13	-	0.56	247.69
<b>Total</b>	<b>-</b>	<b>717.28</b>	<b>653.91</b>	<b>148.11</b>	<b>1,519.30</b>

# Includes committed interest payment on borrowings.

**38 Capital management**

The Group aims to manage its capital efficiently so as to safeguard its ability to continue as a going concern and to optimize returns to the shareholders.

The capital structure of the Group is based on management's judgement of the appropriate balance of key elements in order to meet its strategic and day-to-day needs. We consider the amount of capital in proportion to risk and manage the capital structure in light of changes in economic conditions and the risk characteristics of the underlying assets. In order to maintain or adjust the capital structure, the group may adjust the amount of dividends paid to shareholders, return capital to shareholders or issue new shares.

The Group's policy is to maintain a stable and strong capital structure with a focus on total equity so as to maintain investor, creditors and to sustain future development and growth of its business. The Group will take appropriate steps in order to maintain, or if necessary adjust, its capital structure.

No changes were made in the objectives, policies or processes for managing capital during the year ended March 31, 2023 and March 31, 2022.

Particulars	As at March 31, 2023	As at March 31, 2022
Debt (refer below notes)	1,131.37	987.88
Less: Cash and cash equivalents	368.71	565.89
<b>Net debt</b>	<b>762.66</b>	<b>391.99</b>
Equity share capital	105.78	105.78
Other equity	4,465.82	4,195.82
<b>Total equity</b>	<b>4,571.60</b>	<b>4,301.60</b>
<b>Net debt to equity ratio</b>	<b>16.68%</b>	<b>9.11%</b>

**Note:**

Debt is defined as long-term borrowings, short-term borrowings (excluding financial guarantee contracts and contingent considerations) and lease liabilities.



**Veeda Clinical Research Limited (formerly known as "Veeda Clinical Research Private Limited")**  
**Notes to Consolidated Financial Statements for the year ended March 31, 2023**  
 (All amounts in Indian rupees million, unless otherwise stated)

**39 Employee stock option plans**

Under ESOP 2019, the board of directors is authorized to grant options exercisable into subscription of shares of the Holding Company. Each option shall be convertible into one equity share and the aggregate number of options subscribed into shares shall not exceed 5% of the paid-up capital of the Holding Company. The options granted under ESOP 2019 will be exercisable at an exercise price of Rs. 10,644 per share for round 1 to 3 and Rs. 12,822 per share for round 4 (Rs. 177.40 for round 1 to 3 and Rs. 213.70 for round 4 after considering effect of split and bonus issue). If the options expire or become unexercisable without having been exercised in full, the unexercised options, which were subject thereto, shall become available for future grant.

The fair value of the share options is estimated at the grant date using Black-Scholes model, taking into account the terms and conditions upon which the share options were granted. However, the above performance condition is only considered in determining the number of instruments that will ultimately vest.

The contractual term of each option granted is varying from 85 months to 101 months. There are no cash settlement alternatives. The Holding Company does not have a past practice of cash settlement for these share options. The Holding Company accounts for the Veeda Employee Stock Option Plan 2019 (VESP) as an equity-settled plan.

The expense recognized for employee services received during the year is shown in the following table:

Particulars	Year ended	Year ended
	March 31, 2023	March 31, 2022
Expense arising from equity-settled share-based payment transactions	4.80	18.22
<b>Total expense arising from share-based payment transactions</b>	<b>4.80</b>	<b>18.22</b>

There were no cancellations or modifications to the awards during the year ended March 31, 2023 and March 31, 2022.

**Movements during the year**

The following table illustrates the number and weighted average exercise prices (WAEP) of, and movements in, share options during the year.

Particulars	Year ended March 31, 2023 <sup>*</sup>		Year ended March 31, 2022 <sup>*</sup>	
	WAEP (Rs.) 177.40	WAEP (Rs.) 213.70	WAEP (Rs.) 177.40	WAEP (Rs.) 213.70
	Number of ESOP	Number of ESOP	Number of ESOP	Number of ESOP
Outstanding at the beginning of the year	811,680	680,160	1,174,800	-
Granted during the year	-	-	-	795,600
Forfeited during the year	55,620	146,250	47,520	115,440
Exercised during the year	-	-	315,600	-
Expired during the year	-	-	-	-
Outstanding at the end of the year	<b>756,060</b>	<b>533,910</b>	<b>811,680</b>	<b>680,160</b>
<b>Exercisable at the end of the year</b>	<b>599,040</b>	<b>266,100</b>	<b>423,960</b>	<b>170,040</b>

<sup>\*</sup>Number of ESOP and WAEP are considered after the impact of Bonus and split. (Refer note 13)

The following tables list the inputs to the models used for the year ended March 31, 2022:

Particulars	WAEP (Rs.) 177.40	WAEP (Rs.) 213.70
	VESP	VESP
Dividend yield (%)	-	-
Expected volatility (%)	22.26	21.14
Risk-free interest rate (%)	5.83	6.32
Expected life of share options (years)	5.75	6.50
Weighted average fair values at the measurement date <sup>#</sup>	30.97	38.03
Weighted average share price (Rs.) <sup>#</sup>	184.47	211.32
Model used	Black-Scholes	Black-Scholes

<sup>#</sup> Weighted average fair values at the measurement date and weighted average share price are considered after the bonus and split impact.

The expected volatility reflects the assumption that the historical volatility over a period similar to the life of the options is indicative of future trends, which may not necessarily be the actual outcome.



**Veeda Clinical Research Limited (formerly known as "Veeda Clinical Research Private Limited")**  
**Notes to Consolidated Financial Statements for the year ended March 31, 2023**  
(All amounts in Indian rupees million, unless otherwise stated)

**40 Interest in joint venture**

The Group has a 50% shareholding in Ingenuity Biosciences Private Limited, a joint venture involved in the business of clinical research for various pharmaceuticals companies. The Group's interest in Ingenuity Biosciences Private Limited is accounted for using the equity method in this Consolidated Financial Statement. Summarized financial information of the joint venture, based on its Ind AS financial statements, and reconciliation with the carrying amount of the investment in consolidated financial statement is set out below :

**Summarized balance sheet as at March 31, 2023 and March 31, 2022:**

Particulars	As at March 31, 2023	As at March 31, 2022
Non current assets (A)	16.77	15.30
Current assets (B)	45.83	14.96
<b>Total Assets (A+B)</b>	<b>62.60</b>	<b>30.26</b>
Non-current liabilities (C)	0.40	22.10
Current liabilities (D)	50.91	22.62
<b>Total liabilities (C+D)</b>	<b>51.31</b>	<b>44.72</b>
<b>Total Equity</b>	<b>11.29</b>	<b>(14.46)</b>
Contingent liabilities	-	-
Capital Commitment	0.36	-
<b>Company's share in total equity: 50%</b>	<b>5.64</b>	<b>(7.23)</b>
Goodwill	-	-
<b>Company's Gross carrying amount of the investment</b>	<b>5.64</b>	<b>-</b>
Less: impairment provision for carrying amount of investment	(5.64)	-
<b>Company's net carrying amount of the investment#</b>	<b>-</b>	<b>-</b>

# Considering the above exceeds value of investment, it is disclosed as Nil.

**Summarized statement of profit and loss for the year ended March 31, 2023 and March 31, 2022**

Particulars	Year ended March 31, 2023	Year ended March 31, 2022
Revenue from contracts with customers	30.60	13.42
Other income	40.24	-
<b>Total income</b>	<b>70.84</b>	<b>13.42</b>
Cost of raw material consumed	5.34	0.26
Employee benefit expense	11.48	13.17
Finance cost	1.47	2.01
Depreciation & amortization	2.64	2.76
Other expense	14.67	18.87
<b>Total Expense</b>	<b>35.61</b>	<b>37.07</b>
<b>Profit/(Loss) before tax</b>	<b>35.24</b>	<b>(23.65)</b>
Tax expense	9.29	(7.98)
<b>Profit/(Loss) for the year / period</b>	<b>25.94</b>	<b>(15.67)</b>
Other comprehensive income for the year	-	0.03
<b>Total comprehensive Profit/(Loss) for the year</b>	<b>25.94</b>	<b>(15.64)</b>
<b>Company's share of Profit/(Loss) for the year (50%)</b>	<b>12.97</b>	<b>(7.82)</b>
Less: carrying amount of the loan given to joint venture written off / impairment provision for carrying amount of investment	(39.64)	-
<b>Company's share of Profit/(Loss) for the year (50%) after elimination</b>	<b>(26.67)</b>	<b>(7.82)</b>

**Notes:**

1. Since the Holding Company's interest in joint venture is reduced to zero, additional losses are recognized only to the extent that Holding Company has incurred legal or constructive obligation.



**Veeda Clinical Research Limited (formerly known as "Veeda Clinical Research Private Limited")**  
**Notes to Consolidated Financial Statements for the year ended March 31, 2023**  
(All amounts in Indian rupees million, unless otherwise stated)

**41 (a) Investment in an associate (W.e.f. March 19, 2021 to July 15, 2021)**

The Group acquired 30% shareholding in Bionees India Private Limited ("Bionees") on March 19, 2021, which is involved in the business of providing Integrated Discovery, Development and Regulatory Services to Pharmaceutical, Biopharmaceutical, Agrochemical, Industrial Chemical, Herbal, Nutraceutical & Medical Device companies. Bionees is a private entity that is not listed on any public exchange.

During the period, on July 16, 2021, the holding company pursuant to investment agreement dated July 07, 2021, acquired additional 20.10% stake in the Bionees, thereby making it, Subsidiary Company. The Holding Company's interest in Bionees India Private Limited is accounted for using equity method till July 15, 2021. The results of Bionees included in consolidated financial statements are as under:

Particulars	As at March 31, 2023	As at March 31, 2022
Non current assets (A)	-	-
Current assets (B)	-	-
<b>Total assets (A+B)</b>	-	-
Non-current liabilities (C)	-	-
Current liabilities (D)	-	-
<b>Total liabilities (C+D)</b>	-	-
<b>Total equity</b>	-	-
Contingent liabilities	-	-
Capital Commitment	-	-
<b>Company's share in total equity : Nil (March 31, 2022: 30%)</b>	-	-
Goodwill	-	-
<b>Company's carrying amount of the investment</b>	-	-

Particulars	Year ended March 31, 2023	Year ended March 31, 2022
Revenue from operations	-	291.10
Other income	-	2.99
<b>Total income</b>	-	<b>294.09</b>
Cost of material consumed	-	39.53
Employee benefit expenses	-	98.56
Finance costs	-	31.32
Depreciation and amortization expenses	-	27.10
Other expenses	-	43.94
<b>Total expenses</b>	-	<b>240.45</b>
<b>Profit / (Loss) before tax</b>	-	<b>53.64</b>
Tax expense	-	16.17
<b>Profit / (Loss) for the year</b>	-	<b>37.47</b>
<b>Attributable to:</b>		
-Equity holders of the parent	-	37.61
-Non-controlling interests	-	(0.14)
<b>Other comprehensive loss for the year</b>	-	<b>(0.60)</b>
<b>Attributable to:</b>		
-Equity holders of the parent	-	(0.60)
-Non-controlling interests	-	-
<b>Total comprehensive income for the year</b>	-	<b>36.87</b>
<b>Attributable to:</b>		
-Equity holders of the parent	-	37.01
-Non-controlling interests	-	(0.14)
<b>Company's share (30%) of total comprehensive income for the year/period from April 01, 2021 to July 15, 2021</b>	-	<b>11.10</b>

**Note:**

The members in their meeting held on May 25, 2021 approved acquisition of 20.10% of the shareholding in Bionees.





**Veeda Clinical Research Limited (formerly known as "Veeda Clinical Research Private Limited")**  
**Notes to Consolidated Financial Statements for the year ended March 31, 2023**  
(All amounts in Indian rupees million, unless otherwise stated)

**41 (b) Acquisition of Bionees India Private Limited**

The members of the Holding Company at its meeting held on May 25, 2021 has approved acquisition of additional 20.10% stake in Bionees India Private Limited ("Bionees") for total cash consideration of Rs. 620.00 million which has been paid on July 16, 2021. This consideration also includes fair value of call options pursuant to the transaction as mentioned in note 6 below. The Holding Company has entered into investment agreement with Bionees and its shareholders on July 07, 2021 for effecting the same. On July 16, 2021, the Holding Company completed this acquisition and appointed majority of its nominee directors on the board, thereby making Bionees its subsidiary. Accordingly, the additional acquisition of shares has been accounted under Ind AS 103 Business Combination.

The purchase price as on the date of acquisition has been allocated to the acquired assets and liabilities as follows:

**Assets acquired and liabilities assumed**

The fair value of the identifiable assets and liabilities of Bionees as at the date of acquisition were as follows:

Particulars	Amount
<b>Assets</b>	
<b>Non current assets</b>	
Property, plant and equipment	643.17
Capital work-in-progress	162.73
Right of use assets	123.43
Other intangible assets	4.49
Customer relationship	231.50
Other non-current financial assets	52.86
Deferred tax assets (net)	17.33
Income tax assets (net)	15.07
Other non-current assets	67.52
<b>Current assets</b>	
Inventories	9.22
Trade receivables	128.25
Cash and cash equivalents	0.68
Loans	41.92
Other current financial assets	151.14
Other current assets	47.81
<b>Liabilities</b>	
Borrowings	(738.20)
Lease liabilities	(148.87)
Provisions	(18.10)
Trade Payable	(46.98)
Other financial liabilities	(55.13)
Other liabilities	(359.96)
Deferred tax liabilities on fair value adjustments	(75.88)
Income tax liabilities	(18.35)
<b>Net assets acquired</b>	<b>235.65</b>



**Veeda Clinical Research Limited (formerly known as "Veeda Clinical Research Private Limited")**  
**Notes to Consolidated Financial Statements for the year ended March 31, 2023**  
(All amounts in Indian rupees million, unless otherwise stated)

**41 (b) Acquisition of Bionees India Private Limited**

**Calculation of Goodwill**

Particulars	Amount
Purchase consideration for acquisition of 20.1% stake (A)	481.50
Fair valuation of existing 30% stake (B) (refer note 3 below)	718.66
<b>Total consideration (C = A + B)</b>	<b>1,200.16</b>
Less: Fair value of net assets acquired	(235.65)
Add: Share of non controlling interest (refer note 2 below)	116.07
<b>Goodwill (refer note 1 below)</b>	<b>1,080.58</b>

**Purchase consideration:**

Particulars	Amount
Consideration paid in cash (Including for fair value of call options)	(620.00)
Contingent consideration liability	-
<b>Total</b>	<b>(620.00)</b>

**Analysis of cash flows on acquisition:**

Particulars	Amount
Net cash acquired with the subsidiary	0.68
Transaction costs of the acquisition	-
<b>Net cash flow on acquisition</b>	<b>0.68</b>

**Notes:**

- Goodwill is attributable to future growth of business out of synergies from this acquisition and assembled workforce. The goodwill is not deductible for income tax purposes. The Group has tested goodwill generated for impairment as per the requirements of Ind AS based on the assessment of recoverable value and value in use estimate. As per the said assessment, no such impairment is required.
- The non-controlling interest recognized at the acquisition date was measured at proportionate share of Bionees's fair value of net assets acquired.
- The Company fair valued its acquisition date stake of 30% as on July 16, 2021 as per the requirement of Ind AS and consequently, gain on fair valuation on step up acquisition of Rs. 341.17 million was recognized as exceptional item.
- From the date of acquisition, Bionees has contributed Rs. 640.95 million and Rs. 62.97 million towards revenue and profit before tax of the Group, respectively. Had the entity was acquired from April 01, 2021, it would have contributed Rs. 932.05 million and Rs. 104.90 million towards revenue and profit before tax of the group, respectively.
- The Holding Company entered into investment agreement with Bionees India Private Limited ("Bionees") and its shareholders on July 07, 2021 for acquisition of additional 20.10% equity shareholding at Rs. 620.00 million from the promoter and existing shareholders of Bionees and also as per the said agreement the Holding Company has various call options to acquire remaining 49.90% equity shareholding from the promoter of Bionees. Subsequent to this, the Holding Company entered into addendum to said investment agreement on January 30, 2022 pursuant to which, the Holding Company has exercised share swap call option and has acquired additional 25.00% of total share capital of Bionees equivalent to 1,785,721 equity shares for which the consideration has been paid by allotment of 2,839,864 equity shares of the Holding Company. Additional investment of 25.00% acquisition in Bionees has been accounted at Rs 730.36 million based on the fair valuation report of the independent valuer. As at March 31, 2022, the Holding Company has cash acquisition call option available on the remaining 24.90% share capital of Bionees which has been fair valued at Rs 73.15 million based on the fair valuation report from the independent valuer and the resultant fair value gain of Rs. 3.90 million has been recognized in other income (refer note 23).
- Subsequent to year end, the Holding Company has entered into agreement dated May 23, 2022 to amend the terms of Investment Agreement and Addendum to Investment Agreement as per which (a) the Company may acquire additional 3.23% of total share capital of Bionees by way of primary investment for aggregated purchase consideration of Rs. 100.00 million. (b) the Holding Company may acquire 8.07% of total share capital of Bionees from the promoter by way of secondary investment for aggregated purchase consideration of Rs. 250.00 million. Further, as per the aforesaid agreement dated May 23, 2022, the Holding Company has an option to further acquire balance 16.03% shares on fully diluted basis for consideration at 11 times of the enterprise value or the EBITDA multiple of the Bionees reported under its last reported audited results for the relevant financial year. The said call option is available till 2 years from the date of execution of this amendment and accordingly the said shareholding will remain locked in for a period of 2 years.



**Veeda Clinical Research Limited (formerly known as "Veeda Clinical Research Private Limited")**  
**Notes to Consolidated Financial Statements for the year ended March 31, 2023**  
 (All amounts in Indian rupees million, unless otherwise stated)

**42 Material partly-owned subsidiaries**

Financial information of subsidiaries that have material non-controlling interests is provided below:

**Proportion of equity interest held by non-controlling interests:**

Name	Country of incorporation and operation	As at March 31, 2023	As at March 31, 2022
Bionees India Private Limited	India	13.00%	24.90%

**Information regarding non-controlling interest**

Accumulated balances of material non-controlling interest	As at March 31, 2023	As at March 31, 2022
Bionees India Private Limited	58.15	71.77

Profit / (Loss) allocated to material non-controlling interest:	As at March 31, 2023	As at March 31, 2022
Bionees India Private Limited	23.37	24.40

The summarized financial information of this subsidiary (before elimination) is provided below;

**Summarized statement of profit and loss:**

Name of the subsidiary	Bionees India Private Limited	Bionees India Private Limited
Particulars	Year ended March 31, 2023	July 16, 2021 to March 31, 2022
Revenue From Operations	1,134.52	640.95
Other Income	14.72	9.72
<b>Total Income</b>	<b>1,149.23</b>	<b>650.67</b>
Cost of material consumed	151.61	94.12
Employee benefit expenses	351.21	236.87
Finance cost	85.53	50.54
Depreciation and amortization expenses	168.92	98.77
Other expenses	178.71	107.40
<b>Total Expenses</b>	<b>935.99</b>	<b>587.70</b>
<b>Profit before tax</b>	<b>213.25</b>	<b>62.97</b>
Tax Expense	56.11	10.70
<b>Profit for the period</b>	<b>157.14</b>	<b>52.27</b>
Total other comprehensive income for the period	1.31	0.87
<b>Total comprehensive income for the period</b>	<b>158.45</b>	<b>53.14</b>
Attributable to non-controlling interest	23.37	24.40

**Summarized balance sheet:**

Name of the subsidiary	Bionees India Private Limited	Bionees India Private Limited
Particulars	As at March 31, 2023	As at March 31, 2022
Non-current assets	1,563.22	1,381.50
Current assets	546.38	305.28
<b>Total Assets</b>	<b>2,109.60</b>	<b>1,686.78</b>
Non-current liabilities	484.98	538.98
Current liabilities	1,078.97	859.57
<b>Total liabilities</b>	<b>1,563.95</b>	<b>1,398.55</b>
<b>Total equity</b>	<b>545.65</b>	<b>288.23</b>
Attributable to:		
Equity holders of parent	487.50	216.46
Non-controlling interest	58.15	71.77



Veeda Clinical Research Limited (formerly known as "Veeda Clinical Research Private Limited")  
Notes to Consolidated Financial Statements for the year ended March 31, 2023  
(All amounts in Indian rupees million, unless otherwise stated)

43 Statutory Group Information

Name of the entity in the Group	Net Assets, i.e., total assets minus total liabilities		Share in profit and loss		Share in other Comprehensive income		Share in total Comprehensive income	
	As % of consolidated net assets	Amount	As % of consolidated profit and loss	Amount	As % of consolidated other comprehensive income	Amount	As % of total comprehensive income	Amount
<b>Parent</b>								
<b>Veeda Clinical Research Limited</b>								
Balance as at March 31, 2023	83.96%	3,886.93	69.36%	294.25	170.63%	(3.17)	68.92%	291.08
Balance as at March 31, 2022	88.07%	3,850.93	89.00%	449.08	-8.26%	(0.05)	88.88%	449.03
<b>Subsidiaries</b>								
<b>1 Bioneds India Private Limited</b>								
Balance as at March 31, 2023	15.57%	720.80	31.58%	133.99	-58.98%	1.10	31.98%	135.08
Balance as at March 31, 2022	10.28%	449.64	5.61%	28.30	68.63%	0.45	5.69%	28.75
<b>2 Anthera Life Sciences Private Limited</b>								
Balance as at March 31, 2023	0.03%	1.31	-0.09%	(0.38)	0.00%	-	-0.09%	(0.38)
Balance as at March 31, 2022	0.02%	0.98	-0.02%	(0.11)	0.00%	-	-0.02%	(0.11)
<b>Associate</b>								
<b>1 Bioneds India Private Limited</b>								
Balance as at March 31, 2023	0.00%	-	0.00%	-	0.00%	-	0.00%	-
Balance as at March 31, 2022	0.25%	10.78	2.23%	11.28	-27.48%	(0.18)	2.20%	11.10
<b>Joint venture</b>								
<b>1 Ingenuity Biosciences Private Limited</b>								
Balance as at March 31, 2023	-0.81%	(37.40)	-6.29%	(26.67)	0.00%	-	-6.31%	(26.67)
Balance as at March 31, 2022	-0.25%	(10.73)	-1.55%	(7.84)	2.23%	0.01	-1.55%	(7.83)
<b>Non-controlling interests in all subsidiaries</b>								
Balance as at March 31, 2023	1.25%	57.73	5.44%	23.08	-11.65%	0.22	5.51%	23.29
Balance as at March 31, 2022	1.63%	71.22	4.73%	23.87	64.87%	0.42	4.81%	24.29
<b>Total</b>								
Balance as at March 31, 2023	100.00%	4,629.33	100.01%	424.23	100.00%	(1.86)	100.01%	422.37
Balance as at March 31, 2022	100.00%	4,372.82	100.00%	504.58	100.00%	0.65	100.00%	503.93



**Veeda Clinical Research Limited (formerly known as "Veeda Clinical Research Private Limited")**  
**Notes to Consolidated Financial Statements for the year ended March 31, 2023**  
(All amounts in Indian rupees million, unless otherwise stated)

- 44 Government of India's Code for Social Security 2020 (the 'Code') received assent from the President in September 2020. However, the date from when the Code will become applicable and rules have not yet been notified. The Group will assess the impact of the Code and account for the same once the effective date and
- 45 There are no material subsequent events, which have any significant impact on financial statements of the group.
- 46 **Other Statutory information:**
- a. The Group does not have any Benami property, where any proceeding has been initiated or pending against the Group for holding any Benami property under the Benami Transactions (Prohibition) Act, 1988 and rules made thereunder
- b. The Group do not have any transactions with Companies Struck off.
- c. The Group do not have any charges or satisfaction which is yet to be registered with ROC beyond the statutory period.
- d. The Group have not traded or invested in Cryptocurrency or Virtual Currency during the financial year.
- e. The Group have not advanced or loaned or invested funds to any other person(s) or entity(ies), including foreign entities (Intermediaries) with the understanding that the Intermediary shall:
- (i) directly or indirectly lend or invest in other persons or entities identified in any manner whatsoever by or on behalf of the company (Ultimate Beneficiaries) or
- (ii) provide any guarantee, security or the like to or on behalf of the Ultimate Beneficiaries.
- f. The Group have not received any fund from any person(s) or entity(ies), including foreign entities (Funding Party) with the understanding (whether recorded in writing or otherwise) that the Group shall:
- (i) directly or indirectly lend or invest in other persons or entities identified in any manner whatsoever by or on behalf of the Funding Party (Ultimate Beneficiaries) or
- (ii) provide any guarantee, security or the like on behalf of the Ultimate Beneficiaries.
- g. The Group have not any such transaction which is not recorded in the books of accounts that has been surrendered or disclosed as income during the year in the tax assessments under the Income Tax Act, 1961 (such as, search or survey or any other relevant provisions of the Income Tax Act, 1961).
- h. The Group has not entered into any scheme of arrangement in terms of sections 230 to 237 of the Companies Act, 2013.
- i. There is no immovable property whose title deed is not held in the name of the Group.
- j. The Group has not been declared a wilful Defaulter by any bank or financial institution or consortium thereof in accordance with the guidelines on wilful defaulters issued by the RBI.
- k. The Group has complied with the number of layers prescribed under clause (87) of section 2 of the Act read with the Companies (Restriction on number of Layers) Rules, 2017.
- l. The Group has availed loans from banks on the basis of security of current assets. The Group files statement of current assets with the bank on periodical basis. There are no material discrepancies between the statements filed by the Group and the books of accounts of the Group.
- 47 Previous year figures have been regrouped wherever necessary to make them comparable with those of the current year.

As per our report of even date  
For S R B C & Co. LLP  
Chartered Accountants  
ICAI FRN: 324982E/E300003

per Sukrut Mehta  
Partner  
Membership No. 101974

Date: September 05, 2023  
Place: Ahmedabad



For and on Behalf of the Board of Directors of  
Veeda Clinical Research Limited  
(CIN : U73100GJ2004PLC044023)

Nitin Deshmukh  
Chairman  
DIN: 00060743

Date: September 05, 2023  
Place: Ahmedabad, India

Ajay Tandon  
Managing Director  
DIN: 02210072

Date: September 05, 2023  
Place: Toronto, Canada

Nirmal Bhatia  
Company Secretary & CFO  
ICSI Membership No.12551

Date: September 05, 2023  
Place: Ahmedabad, India

